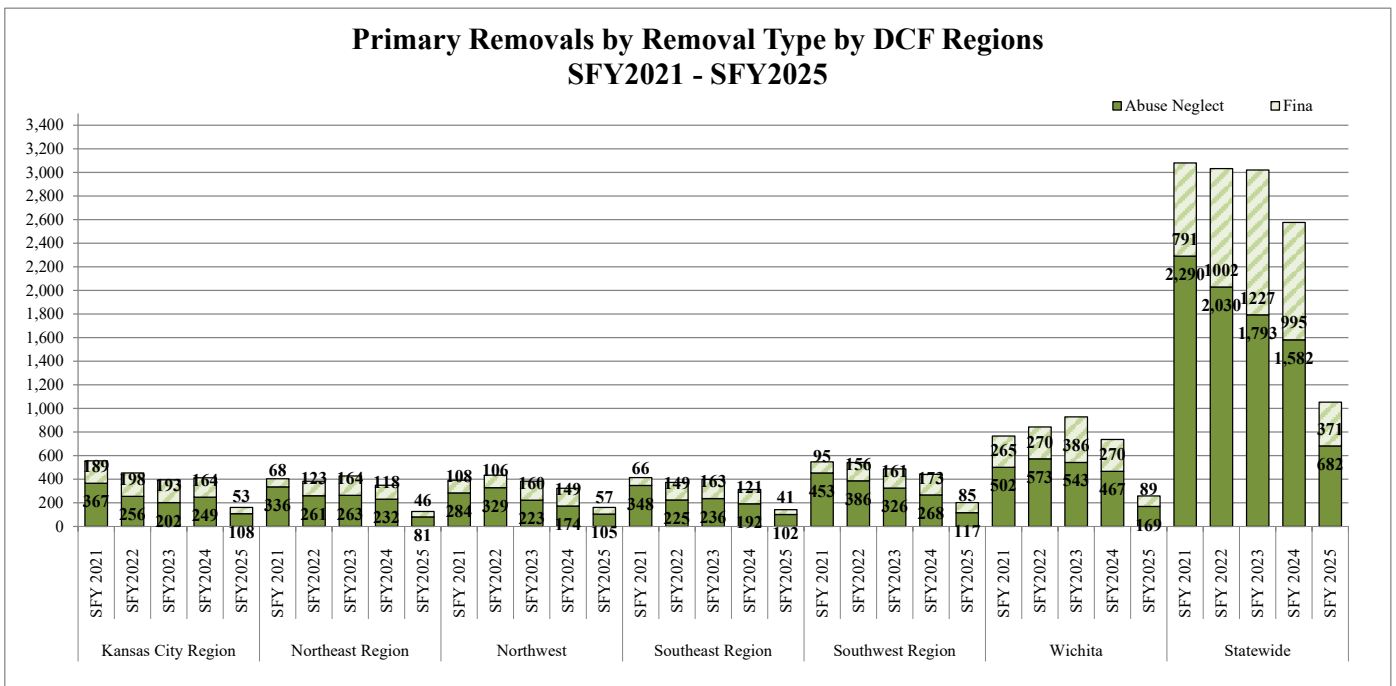
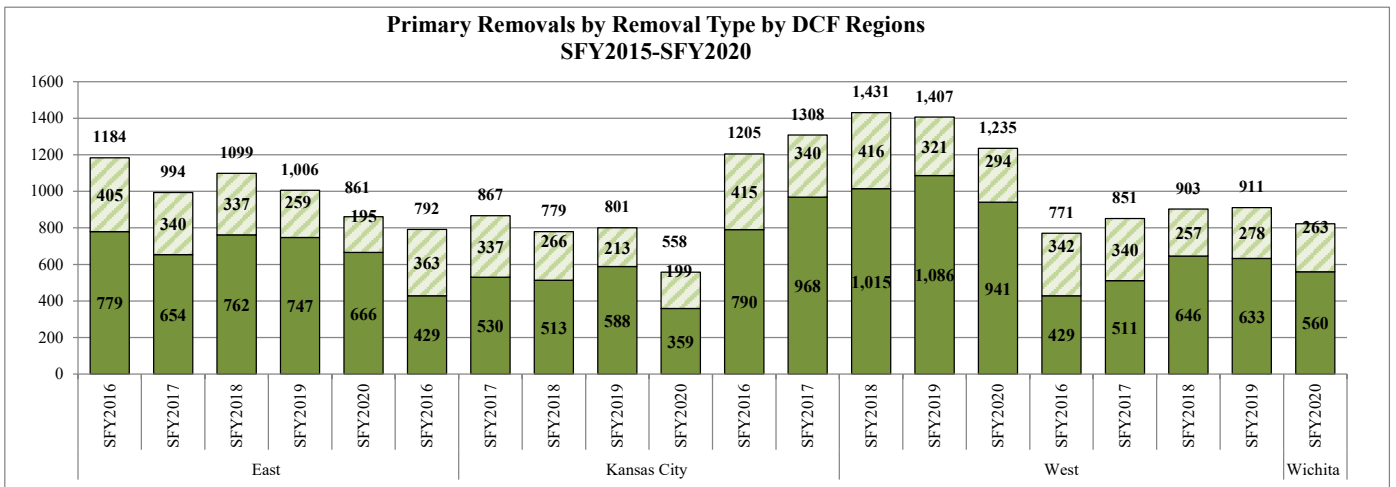
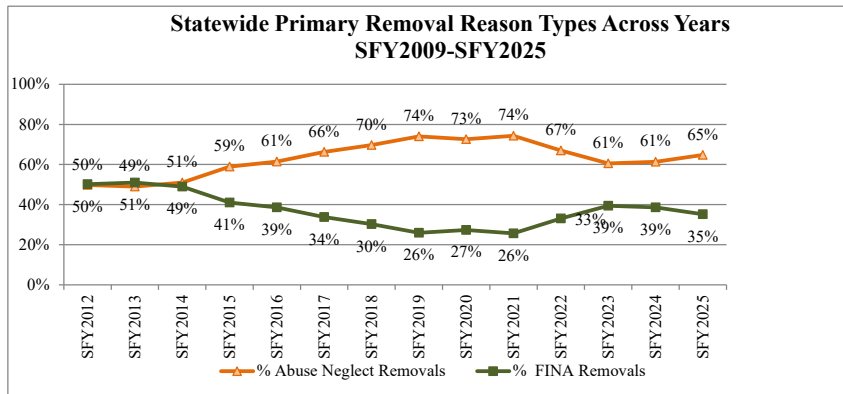


Children Placed In Out of Home Placement by Primary Reason for Removal SFY2025
Removed between 7/1/2024 and 11/30/2024

Removal Category	Primary Removal Reason	Kansas City Region		Northeast Region		Northwest Region		Southeast Region		Southwest Region		Wichita Region		State Wide Totals	
		#	%	#	%	#	%	#	%	#	%	#	%	#	%
Abuse Neglect	Abandonment	19	12%	3	2%	6	4%	6	4%	5	2%	20	8%	59	6%
Abuse Neglect	Educational Neglect	3	2%	0	0%	0	0%	0	0%	0	0%	0	0%	3	0%
Abuse Neglect	Emotional Abuse	22	14%	4	3%	11	7%	22	15%	17	8%	9	3%	85	8%
Abuse Neglect	Failure To Thrive	0	0%	0	0%	0	0%	0	0%	0	0%	0	0%	0	0%
Abuse Neglect	Human Trafficking-Labor	0	0%	0	0%	1	1%	0	0%	0	0%	0	0%	1	0%
Abuse Neglect	Human Trafficking-Sex	0	0%	0	0%	1	1%	0	0%	0	0%	0	0%	1	0%
Abuse Neglect	Lack Of Supervision	16	10%	18	14%	20	12%	16	11%	45	22%	37	14%	152	14%
Abuse Neglect	Medical Neglect	3	2%	3	2%	4	2%	2	1%	0	0%	1	0%	13	1%
Abuse Neglect	Neglect	0	0%	0	0%	0	0%	0	0%	0	0%	0	0%	0	0%
Abuse Neglect	Physical Abuse	21	13%	39	31%	31	19%	33	23%	16	8%	69	27%	209	20%
Abuse Neglect	Physical Neglect	13	8%	9	7%	22	14%	19	13%	22	11%	18	7%	103	10%
Abuse Neglect	Sexual Abuse	11	7%	5	4%	6	4%	3	2%	9	4%	9	3%	43	4%
Abuse Neglect	Substance Affected Infant	0	0%	0	0%	3	2%	1	1%	3	1%	6	2%	13	1%
FINA	Alcohol Abuse Child	0	0%	0	0%	0	0%	0	0%	0	0%	0	0%	0	0%
FINA	Alcohol Abuse Parent	3	2%	0	0%	0	0%	1	1%	0	0%	1	0%	5	0%
FINA	Caretakers Inability to Cope	16	10%	18	14%	18	11%	17	12%	35	17%	48	19%	152	14%
FINA	Child's Behavior Problem	16	10%	3	2%	17	10%	8	6%	17	8%	5	2%	66	6%
FINA	Child's Disability	0	0%	0	0%	0	0%	0	0%	0	0%	0	0%	0	0%
FINA	Death of Parent's	0	0%	0	0%	0	0%	2	1%	0	0%	0	0%	2	0%
FINA	Domestic Violence	4	2%	0	0%	0	0%	0	0%	5	2%	5	2%	14	1%
FINA	Drug Abuse Child	0	0%	1	1%	0	0%	0	0%	0	0%	0	0%	1	0%
FINA	Drug Abuse Parent	4	2%	5	4%	8	5%	4	3%	13	6%	8	3%	42	4%
FINA	Inadequate Housing	0	0%	0	0%	0	0%	0	0%	0	0%	9	3%	9	1%
FINA	Incarceration of Parent's	1	1%	2	2%	2	1%	0	0%	0	0%	4	2%	9	1%
FINA	Infant Positive for Substances	2	1%	8	6%	1	1%	1	1%	5	2%	1	0%	18	2%
FINA	Methamphetamine use	4	2%	5	4%	2	1%	3	2%	4	2%	6	2%	24	2%
FINA	Parent Opioid Use	0	0%	0	0%	0	0%	0	0%	1	0%	0	0%	1	0%
FINA	Parent-Child Conflict	0	0%	0	0%	0	0%	0	0%	0	0%	0	0%	0	0%
FINA	Relinquishment	0	0%	1	1%	0	0%	0	0%	0	0%	0	0%	1	0%
FINA	Runaway	1	1%	2	2%	3	2%	3	2%	5	2%	2	1%	16	2%
FINA	Truancy	2	1%	1	1%	6	4%	2	1%	0	0%	0	0%	11	1%
Statewide Totals		161	100%	127	100%	162	100%	143	100%	202	100%	258	100%	1,053	100%
Abuse Neglect Totals		108	67%	81	64%	105	65%	102	71%	117	58%	169	66%	682	65%
FINA Totals		53	33%	46	36%	57	35%	41	29%	85	42%	89	34%	371	35%
Statewide Totals		161	100%	127	100%	162	100%	143	100%	202	100%	258	100%	1,053	100%

Data Source: FACTS



**Children Placed In Out of Home Placement by Primary Reason for Removal SFY2025
Removed between 7/1/2024 and 11/30/2024**

Removal Category	Primary Removal Reason	Under 1		1 to 3		4 to 6		7 to 9		10 to 12		13 to 15		16 to 17		18 and Over		Statewide Totals	
		#	%	#	%	#	%	#	%	#	%	#	%	#	%	#	%	#	%
Abuse Neglect	Abandonment	9	6%	3	2%	3	2%	2	1%	9	6%	16	8%	17	12%	0	0%	59	6%
Abuse Neglect	Educational Neglect	0	0%	0	0%	0	0%	0	0%	1	1%	2	1%	0	0%	0	0%	3	0%
Abuse Neglect	Emotional Abuse	1	1%	3	2%	6	5%	14	10%	21	14%	22	10%	18	13%	0	0%	85	8%
Abuse Neglect	Failure To Thrive	0	0%	0	0%	0	0%	0	0%	0	0%	0	0%	0	0%	0	0%	0	0%
Abuse Neglect	Human Trafficking-Labor	0	0%	0	0%	0	0%	0	0%	0	0%	1	0%	0	0%	0	0%	1	0%
Abuse Neglect	Human Trafficking-Sex	0	0%	0	0%	0	0%	0	0%	1	1%	0	0%	0	0%	0	0%	1	0%
Abuse Neglect	Lack Of Supervision	18	13%	40	26%	33	26%	17	12%	18	12%	18	9%	8	6%	0	0%	152	14%
Abuse Neglect	Medical Neglect	0	0%	1	1%	4	3%	2	1%	2	1%	4	2%	0	0%	0	0%	13	1%
Abuse Neglect	Neglect	0	0%	0	0%	0	0%	0	0%	0	0%	0	0%	0	0%	0	0%	0	0%
Abuse Neglect	Physical Abuse	21	15%	31	21%	30	24%	32	23%	26	18%	43	20%	26	18%	0	0%	209	20%
Abuse Neglect	Physical Neglect	11	8%	24	16%	13	10%	20	14%	18	12%	12	6%	5	4%	0	0%	103	10%
Abuse Neglect	Sexual Abuse	0	0%	4	3%	4	3%	7	5%	9	6%	12	6%	7	5%	0	0%	43	4%
Abuse Neglect	Substance Affected Infant	8	6%	3	2%	1	1%	1	1%	0	0%	0	0%	0	0%	0	0%	13	1%
FINA	Alcohol Abuse Child	0	0%	0	0%	0	0%	0	0%	0	0%	0	0%	0	0%	0	0%	0	0%
FINA	Alcohol Abuse Parent	0	0%	0	0%	0	0%	2	1%	1	1%	1	0%	1	1%	0	0%	5	0%
FINA	Caretakers Inability to Cope	33	24%	19	13%	16	13%	23	17%	16	11%	28	13%	17	12%	0	0%	152	14%
FINA	Child's Behavior Problem	0	0%	0	0%	0	0%	1	1%	11	8%	32	15%	22	16%	0	0%	66	6%
FINA	Child's Disability	0	0%	0	0%	0	0%	0	0%	0	0%	0	0%	0	0%	0	0%	0	0%
FINA	Death of Parent's	0	0%	0	0%	1	1%	1	1%	0	0%	0	0%	0	0%	0	0%	2	0%
FINA	Domestic Violence	2	1%	4	3%	2	2%	4	3%	1	1%	1	0%	0	0%	0	0%	14	1%
FINA	Drug Abuse Child	0	0%	0	0%	0	0%	0	0%	0	0%	0	0%	1	1%	0	0%	1	0%
FINA	Drug Abuse Parent	11	8%	9	6%	6	5%	3	2%	5	3%	2	1%	6	4%	0	0%	42	4%
FINA	Inadequate Housing	1	1%	3	2%	2	2%	1	1%	2	1%	0	0%	0	0%	0	0%	9	1%
FINA	Incarceration of Parent's	0	0%	0	0%	0	0%	4	3%	0	0%	1	0%	4	3%	0	0%	9	1%
FINA	Infant Positive for Substances	18	13%	0	0%	0	0%	0	0%	0	0%	0	0%	0	0%	0	0%	18	2%
FINA	Methamphetamine use	6	4%	7	5%	5	4%	4	3%	1	1%	1	0%	0	0%	0	0%	24	2%
FINA	Parent Opioid Use	1	1%	0	0%	0	0%	0	0%	0	0%	0	0%	0	0%	0	0%	1	0%
FINA	Parent-Child Conflict	0	0%	0	0%	0	0%	0	0%	0	0%	0	0%	0	0%	0	0%	0	0%
FINA	Relinquishment	0	0%	0	0%	0	0%	0	0%	0	0%	0	0%	1	1%	0	0%	1	0%
FINA	Runaway	0	0%	0	0%	0	0%	0	0%	1	1%	8	4%	7	5%	0	0%	16	2%
FINA	Truancy	0	0%	0	0%	0	0%	1	1%	3	2%	6	3%	1	1%	0	0%	11	1%
Statewide Totals		140	100%	151	100%	126	100%	139	100%	146	100%	210	100%	141	100%	0	0%	1,053	100%

Abuse Neglect Totals	68	49%	109	72%	94	75%	95	68%	105	72%	130	62%	81	57%	0	0%	682	65%
FINA Totals	72	51%	42	28%	32	25%	44	32%	41	28%	80	38%	60	43%	0	0%	371	35%
Statewide Totals	140	100%	151	100%	126	100%	139	100%	146	100%	210	100%	141	100%	0	0%	1,053	100%

Data Source: FACTS