

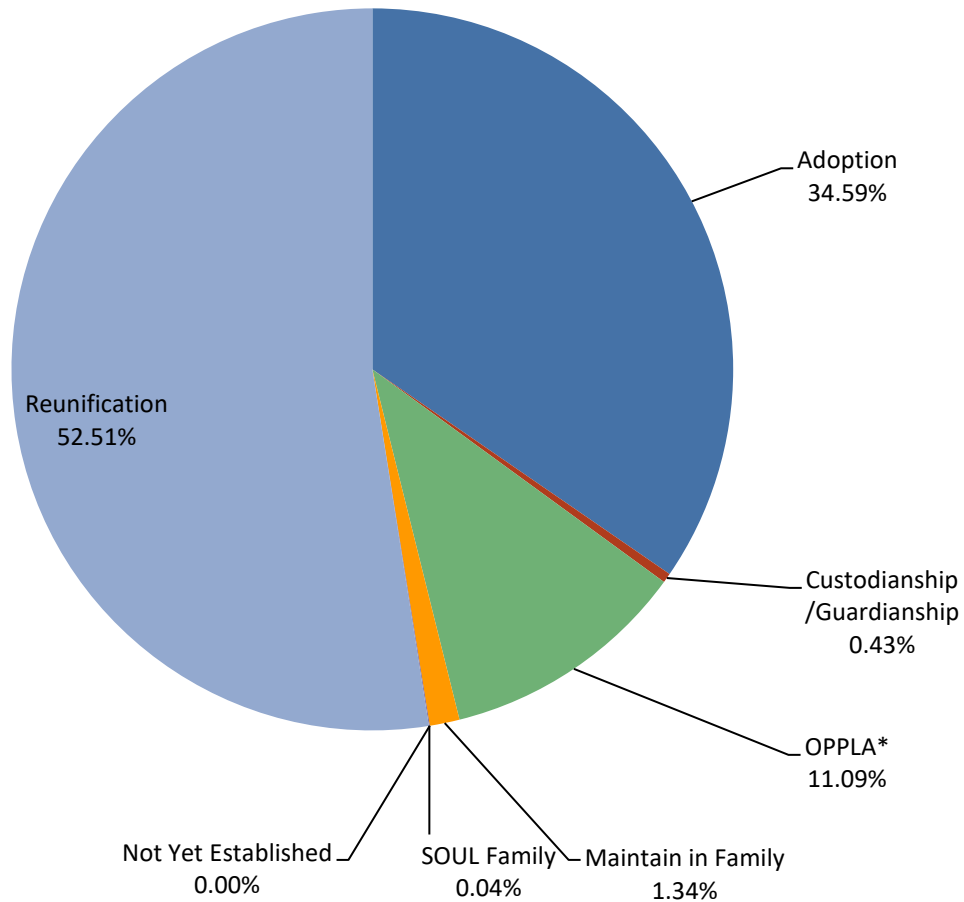


SFY2025 Permanency Goal for Children in Out of Home Placement

July 1, 2024 through December 31, 2024

Statewide

	<u>JUL</u>	<u>AUG</u>	<u>SEP</u>	<u>OCT</u>	<u>NOV</u>	<u>DEC</u>	<u>JAN</u>	<u>FEB</u>	<u>MAR</u>	<u>APR</u>	<u>MAY</u>	<u>JUN</u>	<u>Avg</u>
Adoption	2,074	2,231	1,961	1,956	1,877	1,834							1,989
Custodianship /Guardianship	28	30	21	21	23	25							25
OPPLA*	695	715	614	604	598	601							638
Maintain in Family	167	84	45	57	58	51							77
Not Yet Established	0	0	0	0	0	0							0
SOUL Family	2	3	3	2	1	2							2
Reunification	2,748	3,071	3,021	3,122	3,094	3,056							3,019
Total	5,714	6,134	5,665	5,762	5,651	5,569							

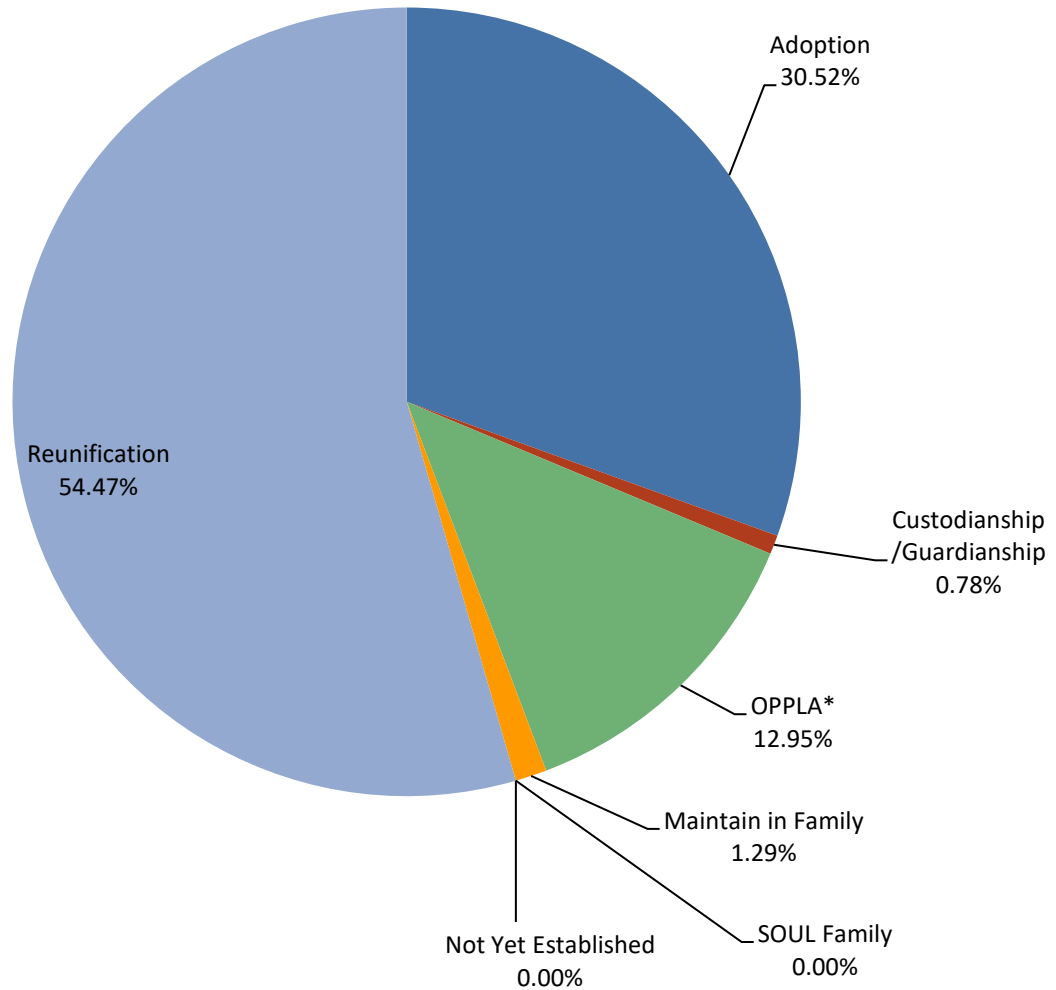


*Other planned permanent living arrangement (OPPLA). This is a permanency option only when other options such as reunification, adoption, or guardianship have been ruled out.

SFY2025 Permanency Goal for Children in Out of Home Placement

Kansas City Region

	<u>JUL</u>	<u>AUG</u>	<u>SEP</u>	<u>OCT</u>	<u>NOV</u>	<u>DEC</u>	<u>JAN</u>	<u>FEB</u>	<u>MAR</u>	<u>APR</u>	<u>MAY</u>	<u>JUN</u>	<u>Avg</u>
Adoption	356	377	329	313	296	290							327
Custodianship /Guardianship	11	10	6	6	7	10							8
OPPLA*	156	160	133	132	126	125							139
Maintain in Family	30	10	3	15	15	10							14
SOUL Family	0	0	0	0	0	0							0
Not Yet Established	0	0	0	0	0	0							0
Reunification	527	591	582	604	600	596							583
Total	1,080	1,148	1,053	1,070	1,044	1,031							

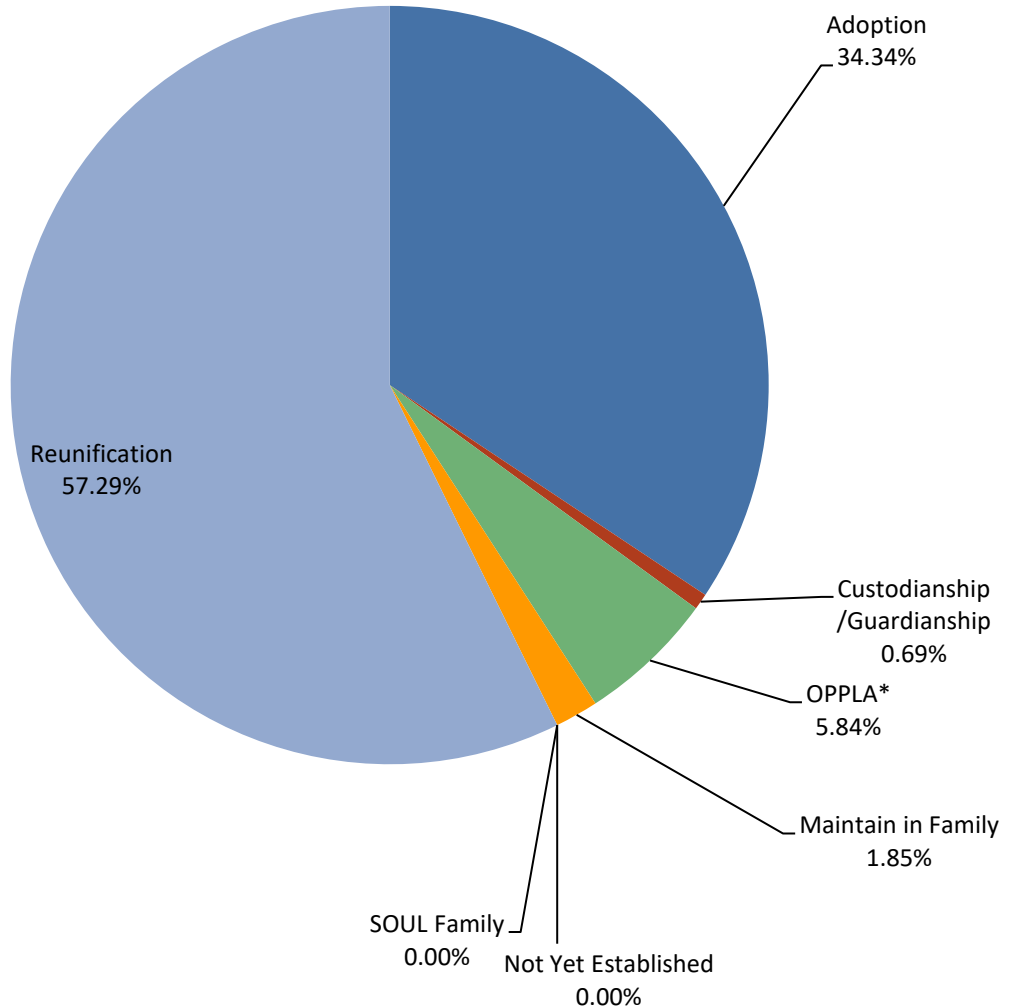


*Other planned permanent living arrangement (OPPLA). This is a permanency option only when other options such as reunification, adoption, or guardianship have been ruled out.

SFY2025 Permanency Goal for Children in Out of Home Placement

Northeast Region

	<u>JUL</u>	<u>AUG</u>	<u>SEP</u>	<u>OCT</u>	<u>NOV</u>	<u>DEC</u>	<u>JAN</u>	<u>FEB</u>	<u>MAR</u>	<u>APR</u>	<u>MAY</u>	<u>JUN</u>	<u>Avg</u>
Adoption	298	322	288	288	286	264							291
Custodianship /Guardianship	5	6	6	6	6	6							6
OPPLA*	56	51	46	47	49	48							50
Maintain in Family	35	17	13	11	10	8							16
SOUL Family	0	0	0	0	0	0							0
Not Yet Established	0	0	0	0	0	0							0
Reunification	461	498	485	500	488	481							486
Total	855	894	838	852	839	807							

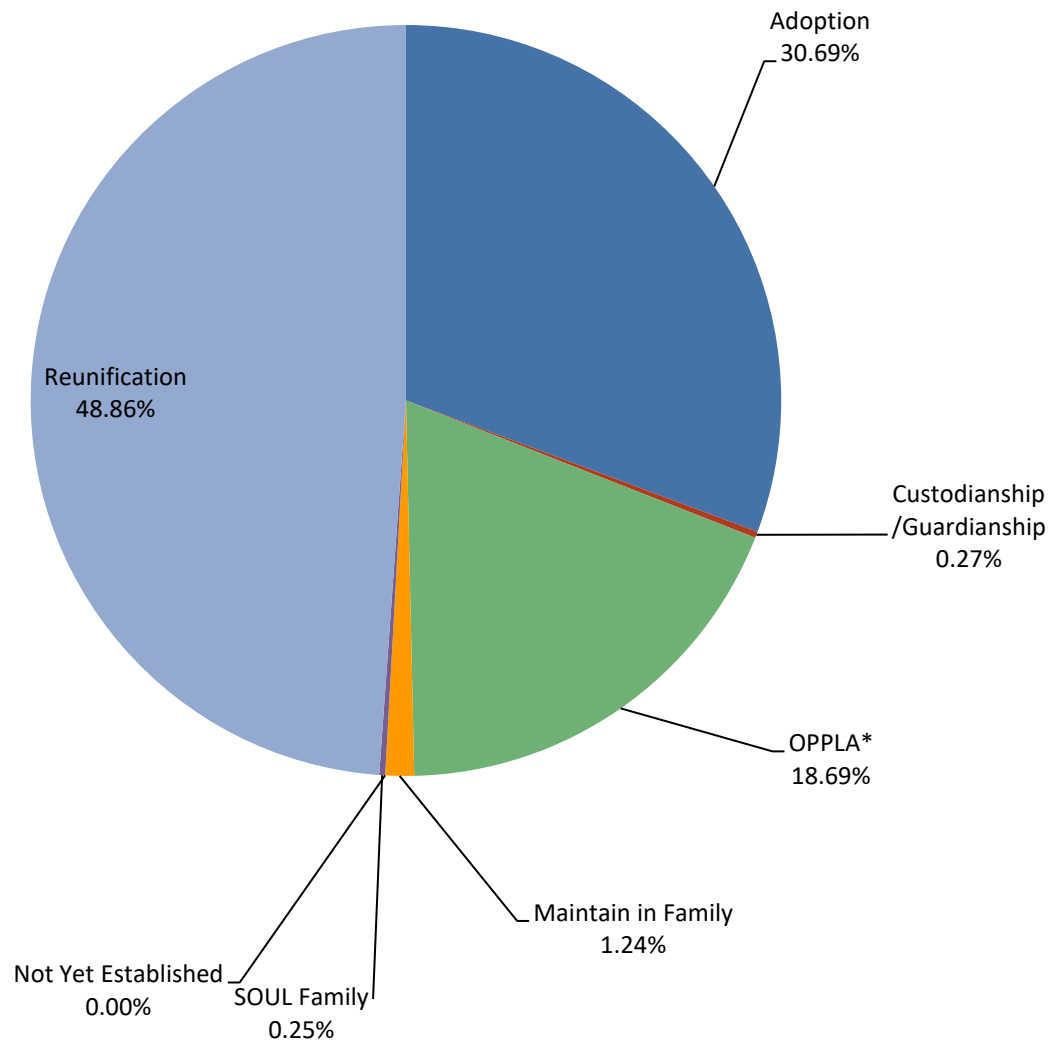


*Other planned permanent living arrangement (OPPLA). This is a permanency option only when other options such as reunification, adoption, or guardianship have been ruled out.

SFY2025 Permanency Goal for Children in Out of Home Placement

Northwest Region

	<u>JUL</u>	<u>AUG</u>	<u>SEP</u>	<u>OCT</u>	<u>NOV</u>	<u>DEC</u>	<u>JAN</u>	<u>FEB</u>	<u>MAR</u>	<u>APR</u>	<u>MAY</u>	<u>JUN</u>	<u>Avg</u>
Adoption	170	187	159	170	169	163							170
Custodianship /Guardianship	1	1	1	2	3	1							2
OPPLA*	110	110	98	100	100	102							103
Maintain in Family	20	10	3	3	4	1							7
Not Yet Established	0	0	0	0	0	0							0
SOUL Family	1	2	2	1	0	1							1
Reunification	230	267	273	284	281	286							270
Total	532	577	536	560	557	554							

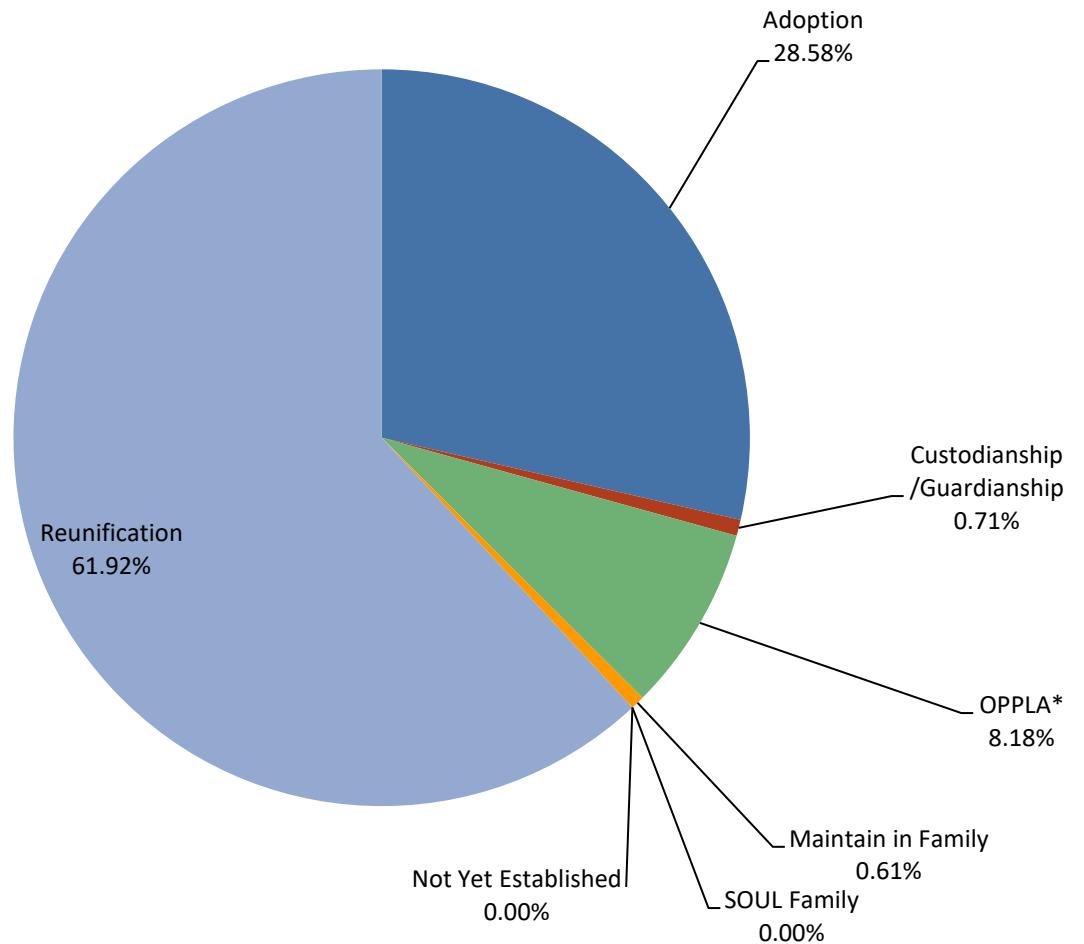


*Other planned permanent living arrangement (OPPLA). This is a permanency option only when other options such as reunification, adoption, or guardianship have been ruled out.

SFY2025 Permanency Goal for Children in Out of Home Placement

Southeast Region

	<u>JUL</u>	<u>AUG</u>	<u>SEP</u>	<u>OCT</u>	<u>NOV</u>	<u>DEC</u>	<u>JAN</u>	<u>FEB</u>	<u>MAR</u>	<u>APR</u>	<u>MAY</u>	<u>JUN</u>	<u>Avg</u>
Adoption	185	196	177	183	174	171							181
Custodianship /Guardianship	5	6	5	4	4	3							5
OPPLA*	56	59	50	47	50	49							52
Maintain in Family	9	5	2	2	3	2							4
Not Yet Established	0	0	0	0	0	0							0
SOUL Family	0	0	0	0	0	0							0
Reunification	354	389	382	416	408	404							392
Total	609	655	616	652	639	629							

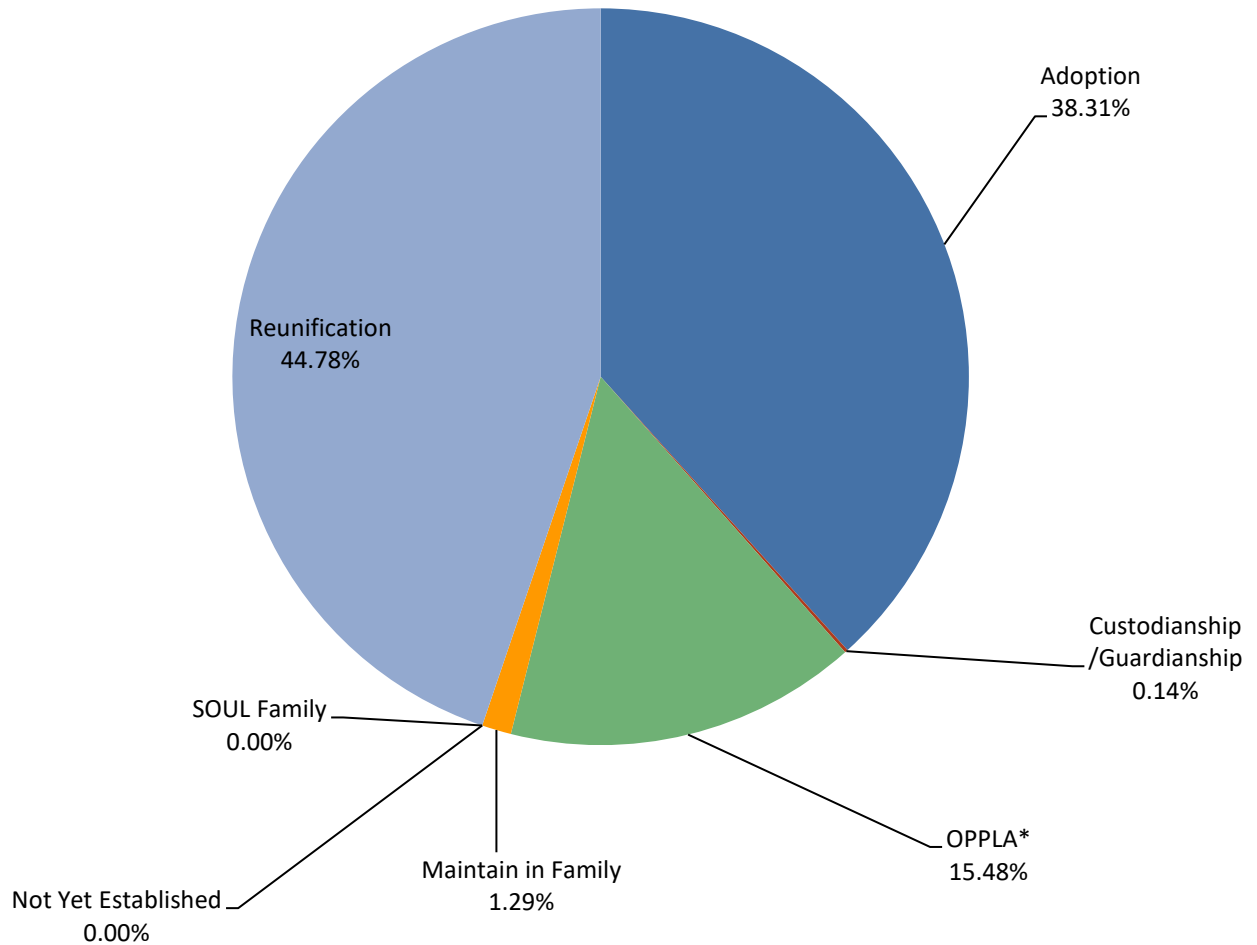


*Other planned permanent living arrangement (OPPLA). This is a permanency option only when other options such as reunification, adoption, or guardianship have been ruled out.

SFY2025 Permanency Goal for Children in Out of Home Placement

Southwest Region

	<u>JUL</u>	<u>AUG</u>	<u>SEP</u>	<u>OCT</u>	<u>NOV</u>	<u>DEC</u>	<u>JAN</u>	<u>FEB</u>	<u>MAR</u>	<u>APR</u>	<u>MAY</u>	<u>JUN</u>	<u>Avg</u>
Adoption	333	359	320	321	296	299							321
Custodianship /Guardianship	2	1	1	1	1	1							1
OPPLA*	138	143	128	123	124	123							130
Maintain in Family	26	16	6	5	6	6							11
Not Yet Established	0	0	0	0	0	0							0
SOUL Family	0	0	0	0	0	0							0
Reunification	345	376	381	393	397	362							376
Total	844	895	836	843	824	791							

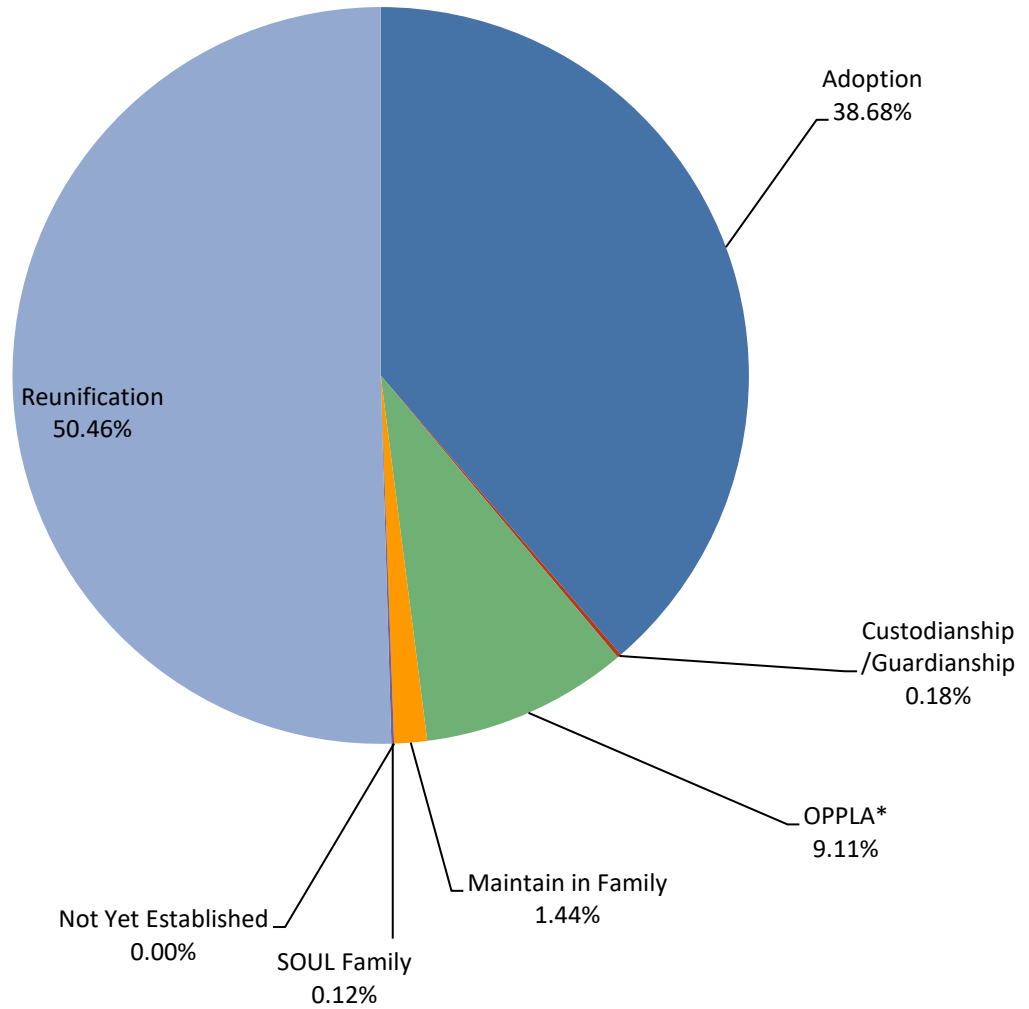


*Other planned permanent living arrangement (OPPLA). This is a permanency option only when other options such as reunification, adoption, or guardianship have been ruled out.

SFY2025 Permanency Goal for Children in Out of Home Placement

Wichita Region

	<u>JUL</u>	<u>AUG</u>	<u>SEP</u>	<u>OCT</u>	<u>NOV</u>	<u>DEC</u>	<u>JAN</u>	<u>FEB</u>	<u>MAR</u>	<u>APR</u>	<u>MAY</u>	<u>JUN</u>	<u>Avg</u>
Adoption	732	790	688	681	656	647							699
Custodianship /Guardianship	4	6	2	2	2	4							3
OPPLA*	179	192	159	155	149	154							165
Maintain in Family	47	26	18	21	20	24							26
Not Yet Established	0	0	0	0	0	0							0
SOUL Family	2	3	3	2	1	2							2
Reunification	831	950	918	925	920	927							912
Total	1,795	1,967	1,788	1,786	1,748	1,758							



*Other planned permanent living arrangement (OPPLA). This is a permanency option only when other options such as reunification, adoption, or guardianship have been ruled out.

Data Source: FACTS