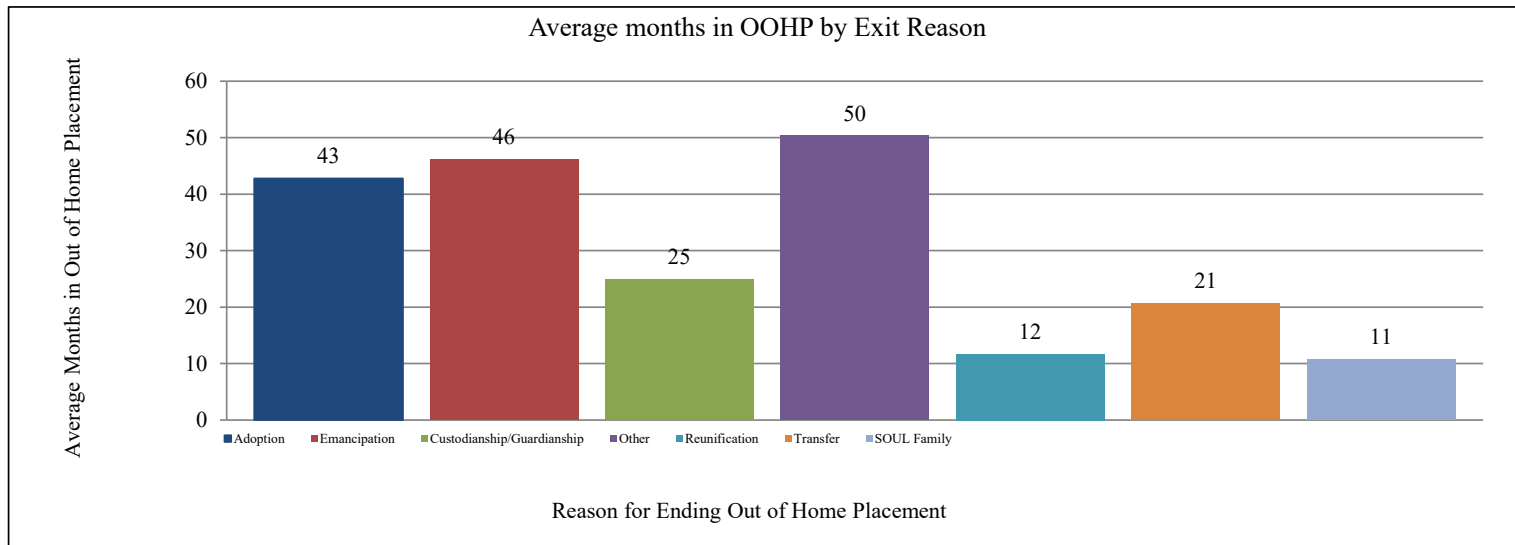




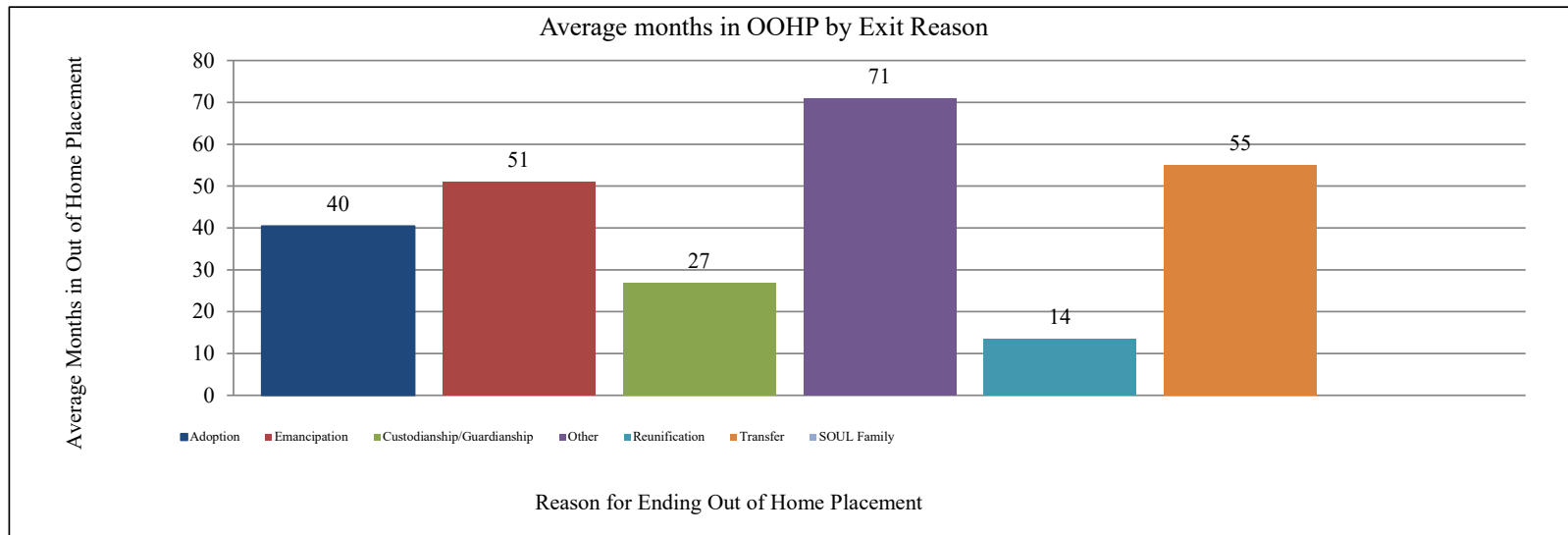
Length of Stay and Reason for Ending Out of Home Placement SFY2025
July 1, 2024 - December 31, 2024

Statewide	JUL	AUG	SEP	Oct	NOV	DEC	JAN	FEB	MAR	APR	MAY	JUN	Total	Max Age	Min Age	Avg Age	Max Days	Min Days	Avg Mos
Adoption	64	57	56	42	113	42							374	17	1	7	4,036	239	43
Emancipation	48	67	31	32	30	33							241	23	16	18	6,307	57	46
Custodianship/Guardianship	5	6	12	7	5	6							41	19	0	12	1,792	49	25
Other	2	0	2	0	3	2							9	18	2	15	4,462	166	50
Reunification	142	190	89	113	131	123							788	18	0	9	3,534	1	12
SOUL Family	0	0	1	1	1	1							4	17	16	16	700	73	11
Transfer	7	3	5	5	1	0							21	16	1	8	2,300	4	21
Total	268	323	196	200	284	207							1,478	23	0	10	6,307	1	25.9



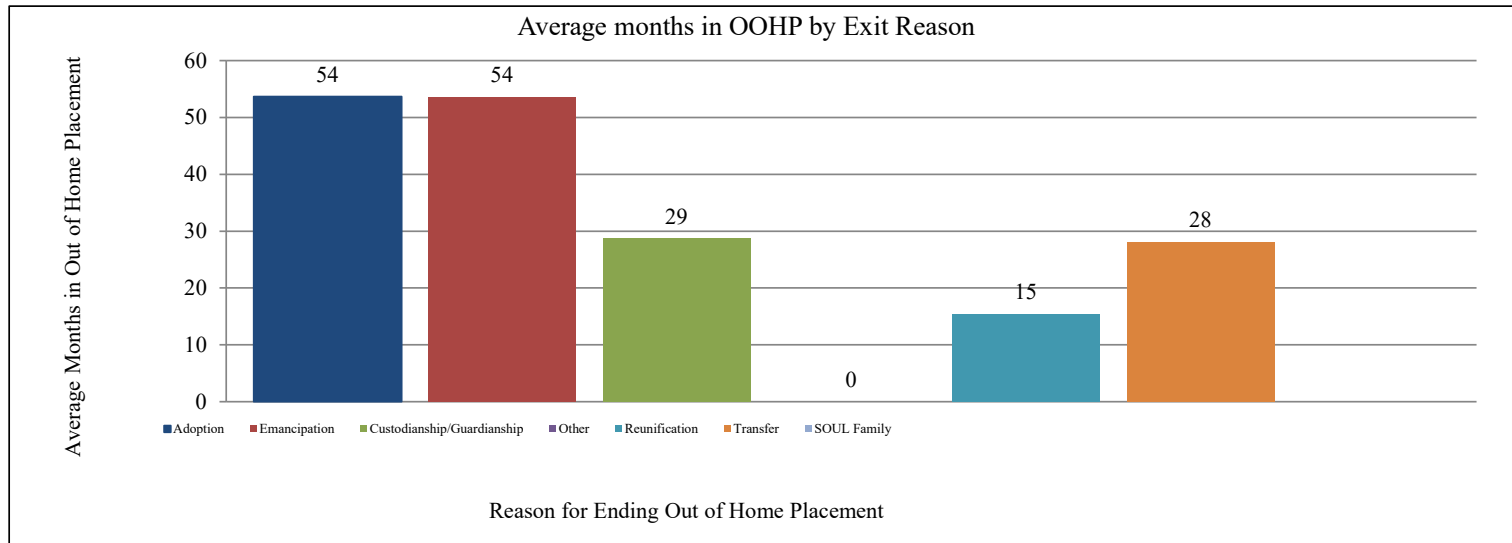
Length of Stay and Reason for Ending Out of Home Placement SFY2025

Kansas City Region	JUL	AUG	SEP	Oct	NOV	DEC	JAN	FEB	MAR	APR	MAY	JUN	Total	Max Age	Min Age	Avg Age	Max Days	Min Days	Avg Mos
Adoption	13	11	19	12	14	6							75	17	1	7	4,036	239	40
Emancipation	3	16	10	9	8	8							54	23	18	19	4,379	113	51
Custodianship/Guardianship	0	1	3	2	0	2							8	16	5	13	1,226	341	27
Other	0	0	0	0	0	1							1	18	18	18	2,183	2,183	71
Reunification	12	25	8	12	19	14							90	18	0	9	1,319	2	14
SOUL Family	0	0	0	0	0	0							0	0	0	0	0	0	0
Transfer	3	0	0	0	0	0							3	10	6	8	1,681	1,681	55
Total	31	53	40	35	41	31							231	23	0	11	4,379	2	32.3



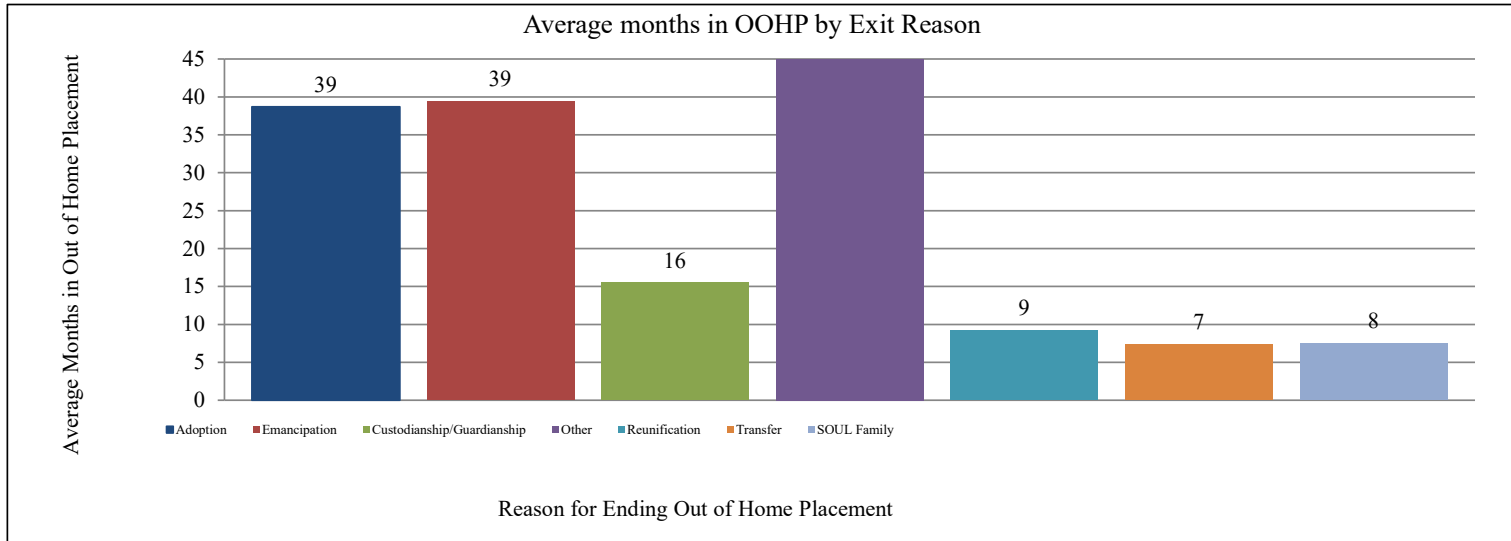
Length of Stay and Reason for Ending Out of Home Placement SFY2025

Northeast Region	JUL	AUG	SEP	Oct	NOV	DEC	JAN	FEB	MAR	APR	MAY	JUN	Total	Max Age	Min Age	Avg Age	Max Days	Min Days	Avg Mos
Adoption	5	6	10	7	26	3							57	17	1	7	3,361	519	54
Emancipation	6	12	4	1	6	5							34	21	16	18	6,307	112	54
Custodianship/Guardianship	1	0	2	0	0	0							3	14	11	12	1,132	705	29
Other	0	0	0	0	0	0							0	0	0	0	0	0	0
Reunification	22	39	16	24	15	12							128	18	0	9	3,534	2	15
SOUL Family	0	0	0	0	0	0							0	0	0	0	0	0	0
Transfer	0	0	0	1	0	0							1	8	8	8	873	873	28
Total	34	57	32	33	47	20							223	21	0	10	6,307	2	31.2



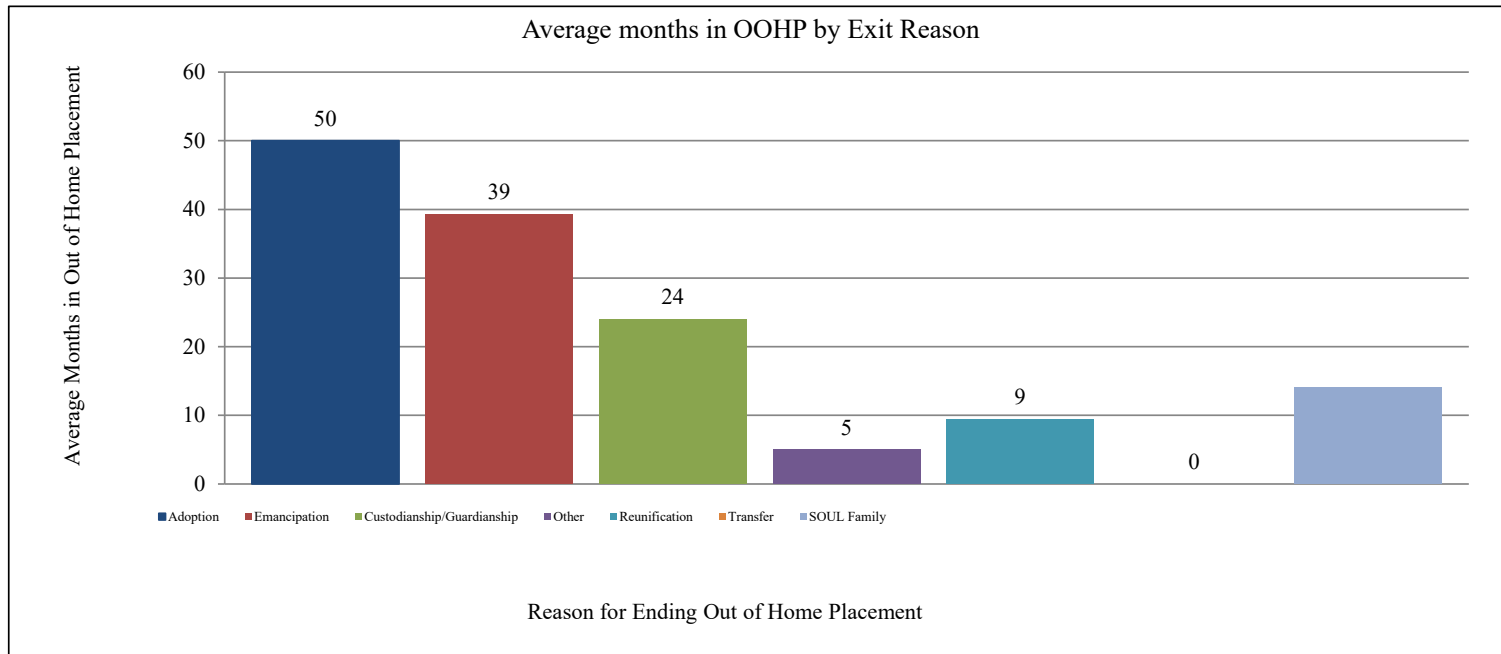
Length of Stay and Reason for Ending Out of Home Placement SFY2025

Northwest Region	JUL	AUG	SEP	Oct	NOV	DEC	JAN	FEB	MAR	APR	MAY	JUN	Total	Max Age	Min Age	Avg Age	Max Days	Min Days	Avg Mos
Adoption	4	4	5	1	7	7							28	17	1	6	2,269	400	39
Emancipation	10	9	1	2	4	5							31	18	18	18	4,223	152	39
Custodianship/Guardianship	1	0	2	0	0	1							4	17	0	7	967	91	16
Other	2	0	1	0	0	0							3	18	17	18	2,148	364	45
Reunification	25	25	10	15	19	12							106	17	0	10	1,459	1	9
SOUL Family	0	0	1	1	0	0							2	16	16	16	417	73	8
Transfer	1	1	2	3	1	0							8	16	2	9	1,476	4	7
Total	43	39	22	22	31	25							182	18	0	11	4,223	1	19.5



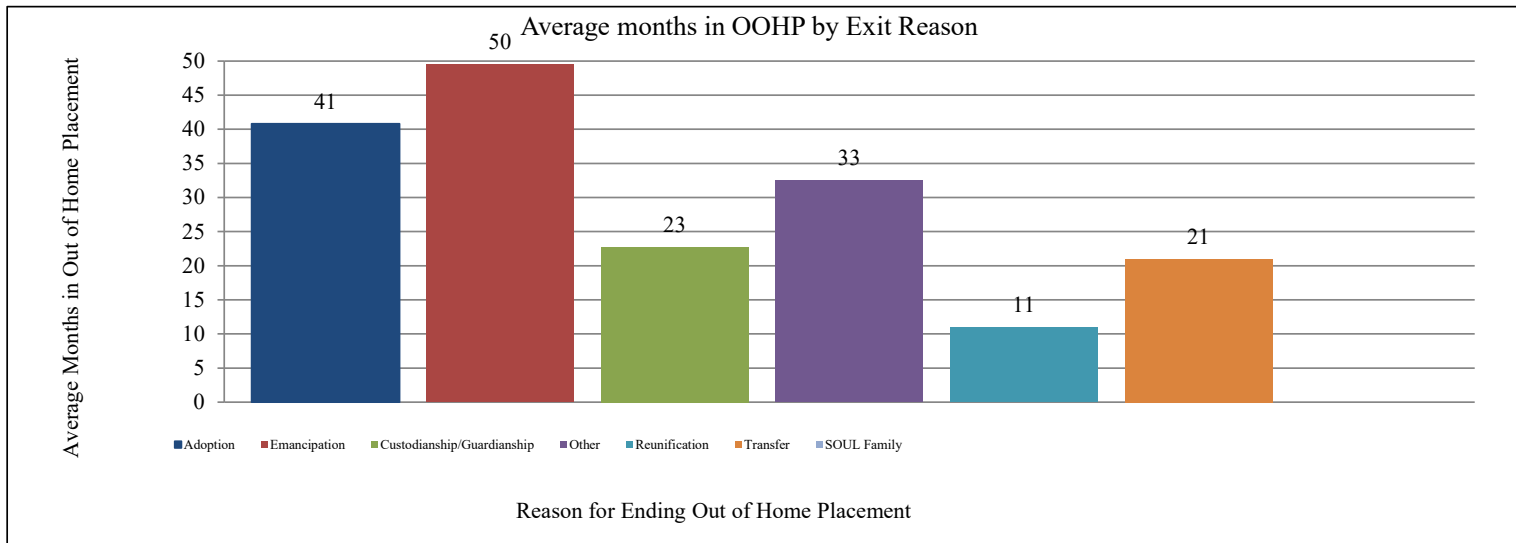
Length of Stay and Reason for Ending Out of Home Placement SFY2025

Southeast Region	JUL	AUG	SEP	Oct	NOV	DEC	JAN	FEB	MAR	APR	MAY	JUN	Total	Max Age	Min Age	Avg Age	Max Days	Min Days	Avg Mos
Adoption	7	3	3	0	4	5							22	16	2	9	2,291	700	50
Emancipation	7	8	3	7	2	4							31	19	18	18	3,240	176	39
Custodianship/Guardianship	1	1	0	2	0	0							4	16	13	14	1,792	126	24
Other	0	0	0	0	1	0							1	6	6	6	166	166	5
Reunification	33	22	7	11	18	25							116	17	0	9	1,602	1	9
SOUL Family	0	0	0	0	1	1							2	17	16	17	700	196	14
Transfer	0	0	0	0	0	0							0	0	0	0	0	0	0
Total	48	34	13	20	26	35							176	19	0	11	3240	1	20



Length of Stay and Reason for Ending Out of Home Placement SFY2025

Southwest Region	JUL	AUG	SEP	Oct	NOV	DEC	JAN	FEB	MAR	APR	MAY	JUN	Total	Max Age	Min Age	Avg Age	Max Days	Min Days	Avg Mos
Adoption	20	5	4	8	24	3							64	17	1	7	3,643	515	41
Emancipation	11	9	3	8	5	8							44	21	18	18	6,224	57	50
Custodianship/Guardianship	0	1	2	0	0	1							4	17	3	9	917	327	23
Other	0	0	1	0	1	0							2	18	17	18	1,708	281	33
Reunification	22	38	26	16	18	27							147	17	0	9	1,270	5	11
SOUL Family	0	0	0	0	0	0							0	0	0	0	0	0	0
Transfer	2	2	3	1	0	0							8	16	2	8	2,300	4	21
Total	55	55	39	33	48	39							269	21	0	10	6,224	4	25



Length of Stay and Reason for Ending Out of Home Placement SFY2025

Wichita Region	JUL	AUG	SEP	OCT	NOV	DEC	JAN	FEB	MAR	APR	MAY	JUN	Total	Max Age	Min Age	Avg Age	Max Days	Min Days	Avg Mos
Adoption	15	28	15	14	38	18							128	17	1	7	3,157	416	40
Emancipation	11	13	10	5	5	3							47	21	18	18	4,748	122	41
Custodianship/Guardianship	2	3	3	3	5	2							18	19	4	12	1,484	49	26
Other	0	0	0	0	1	1							2	18	2	10	4,462	937	88
Reunification	28	41	22	35	42	33							201	18	0	8	976	1	12
SOUL Family	0	0	0	0	0	0							0	0	0	0	0	0	0
Transfer	1	0	0	0	0	0							1	1	1	1	470	470	15
Total	57	85	50	57	91	57							397	21	0	9	4748	1	25

