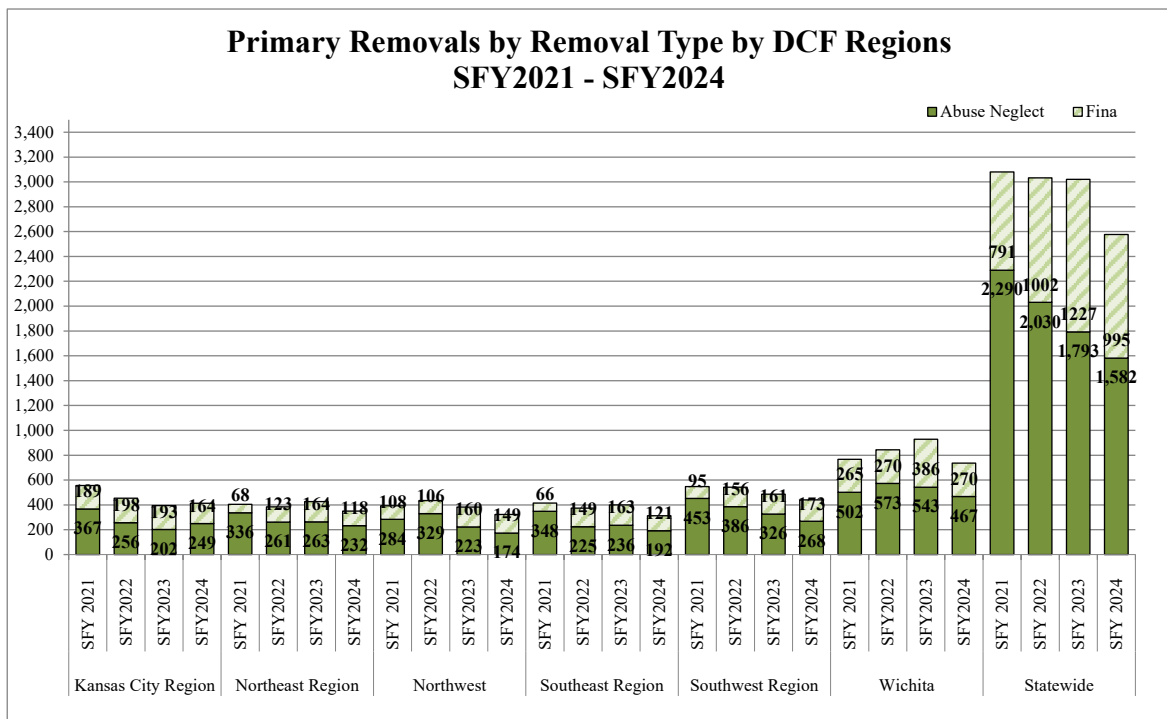
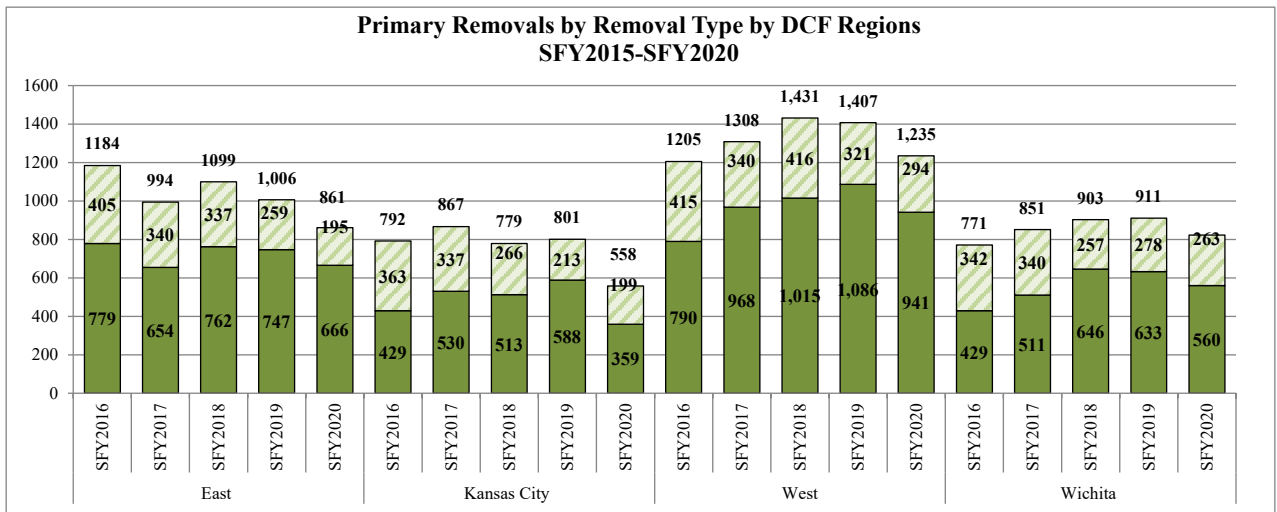
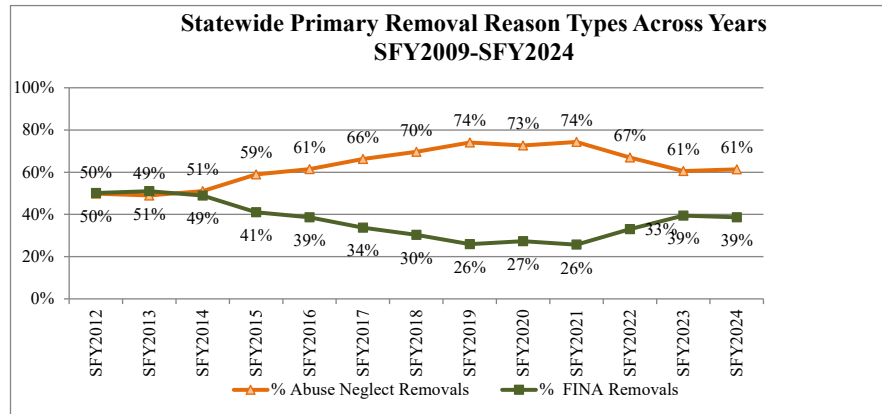


Children Placed In Out of Home Placement by Primary Reason for Removal SFY2024
Removed between 7/1/2023 and 6/30/2024

Removal Category	Primary Removal Reason	Kansas City Region		Northeast Region		Northwest Region		Southeast Region		Southwest Region		Wichita Region		State Wide Totals	
		#	%	#	%	#	%	#	%	#	%	#	%	#	%
Abuse Neglect	Abandonment	14	3%	18	5%	10	3%	18	6%	13	3%	42	6%	115	4%
Abuse Neglect	Educational Neglect	3	1%	4	1%	1	0%	0	0%	2	0%	5	1%	15	1%
Abuse Neglect	Emotional Abuse	23	6%	34	10%	16	5%	27	9%	17	4%	40	5%	157	6%
Abuse Neglect	Failure To Thrive	0	0%	0	0%	0	0%	0	0%	0	0%	0	0%	0	0%
Abuse Neglect	Human Trafficking-Labor	1	0%	0	0%	0	0%	0	0%	3	1%	0	0%	4	0%
Abuse Neglect	Human Trafficking-Sex	2	0%	2	1%	0	0%	0	0%	0	0%	0	0%	4	0%
Abuse Neglect	Lack Of Supervision	33	8%	35	10%	46	14%	30	10%	63	14%	83	11%	290	11%
Abuse Neglect	Medical Neglect	15	4%	4	1%	3	1%	4	1%	7	2%	5	1%	38	1%
Abuse Neglect	Neglect	0	0%	0	0%	0	0%	0	0%	0	0%	0	0%	0	0%
Abuse Neglect	Physical Abuse	83	20%	36	10%	50	15%	65	21%	77	17%	158	21%	469	18%
Abuse Neglect	Physical Neglect	41	10%	63	18%	26	8%	29	9%	51	12%	70	9%	280	11%
Abuse Neglect	Sexual Abuse	30	7%	35	10%	14	4%	18	6%	33	7%	32	4%	162	6%
Abuse Neglect	Substance Affected Infant	4	1%	1	0%	8	2%	1	0%	2	0%	32	4%	48	2%
FINA	Alcohol Abuse Child	0	0%	0	0%	0	0%	0	0%	0	0%	0	0%	0	0%
FINA	Alcohol Abuse Parent	1	0%	0	0%	0	0%	1	0%	0	0%	2	0%	4	0%
FINA	Caretakers Inability to Cope	82	20%	54	15%	64	20%	40	13%	66	15%	101	14%	407	16%
FINA	Child's Behavior Problem	31	8%	18	5%	47	15%	23	7%	35	8%	30	4%	184	7%
FINA	Child's Disability	0	0%	0	0%	0	0%	0	0%	0	0%	0	0%	0	0%
FINA	Death of Parent's	1	0%	0	0%	2	1%	1	0%	0	0%	8	1%	12	0%
FINA	Domestic Violence	4	1%	0	0%	3	1%	0	0%	0	0%	6	1%	13	1%
FINA	Drug Abuse Child	1	0%	1	0%	2	1%	1	0%	1	0%	3	0%	9	0%
FINA	Drug Abuse Parent	20	5%	13	4%	13	4%	12	4%	37	8%	44	6%	139	5%
FINA	Inadequate Housing	1	0%	0	0%	0	0%	1	0%	1	0%	1	0%	4	0%
FINA	Incarceration of Parent's	1	0%	10	3%	5	2%	10	3%	0	0%	16	2%	42	2%
FINA	Infant Positive for Substances	2	0%	7	2%	0	0%	3	1%	6	1%	22	3%	40	2%
FINA	Methamphetamine use	10	2%	12	3%	3	1%	16	5%	1	0%	20	3%	62	2%
FINA	Parent Opioid Use	8	2%	0	0%	1	0%	1	0%	0	0%	3	0%	13	1%
FINA	Parent-Child Conflict	0	0%	0	0%	0	0%	0	0%	0	0%	0	0%	0	0%
FINA	Relinquishment	1	0%	1	0%	0	0%	0	0%	0	0%	0	0%	2	0%
FINA	Runaway	1	0%	0	0%	5	2%	3	1%	12	3%	11	1%	32	1%
FINA	Truancy	0	0%	2	1%	4	1%	9	3%	14	3%	3	0%	32	1%
Statewide Totals		413	100%	350	100%	323	100%	313	100%	441	100%	737	100%	2,577	100%

Abuse Neglect Totals	249	60%	232	66%	174	54%	192	61%	268	61%	467	63%	1,582	61%
FINA Totals	164	40%	118	34%	149	46%	121	39%	173	39%	270	37%	995	39%
Statewide Totals	413	100%	350	100%	323	100%	313	100%	441	100%	737	100%	2,577	100%

Data Source: FACTS



**Children Placed In Out of Home Placement by Primary Reason for Removal SFY2024
Removed between 7/1/2023 and 6/30/2024**

Removal Category	Primary Removal Reason	Under 1		1 to 3		4 to 6		7 to 9		10 to 12		13 to 15		16 to 17		18 and Over		Statewide Totals	
		#	%	#	%	#	%	#	%	#	%	#	%	#	%	#	%	#	%
Abuse Neglect	Abandonment	15	5%	10	2%	12	3%	4	1%	9	3%	35	7%	30	10%	0	0%	115	4%
Abuse Neglect	Educational Neglect	0	0%	0	0%	0	0%	6	2%	8	2%	1	0%	0	0%	0	0%	15	1%
Abuse Neglect	Emotional Abuse	2	1%	10	2%	20	5%	36	11%	29	9%	37	7%	23	8%	0	0%	157	6%
Abuse Neglect	Failure To Thrive	0	0%	0	0%	0	0%	0	0%	0	0%	0	0%	0	0%	0	0%	0	0%
Abuse Neglect	Human Trafficking-Labor	0	0%	0	0%	0	0%	0	0%	0	0%	0	0%	4	1%	0	0%	4	0%
Abuse Neglect	Human Trafficking-Sex	0	0%	0	0%	0	0%	0	0%	0	0%	2	0%	2	1%	0	0%	4	0%
Abuse Neglect	Lack Of Supervision	32	10%	79	19%	66	18%	48	15%	24	7%	33	7%	8	3%	0	0%	290	11%
Abuse Neglect	Medical Neglect	4	1%	8	2%	3	1%	3	1%	8	2%	8	2%	4	1%	0	0%	38	1%
Abuse Neglect	Neglect	0	0%	0	0%	0	0%	0	0%	0	0%	0	0%	0	0%	0	0%	0	0%
Abuse Neglect	Physical Abuse	44	13%	80	19%	83	23%	65	20%	62	18%	90	18%	45	15%	0	0%	469	18%
Abuse Neglect	Physical Neglect	32	10%	71	17%	45	12%	40	12%	42	12%	27	5%	23	8%	0	0%	280	11%
Abuse Neglect	Sexual Abuse	6	2%	16	4%	24	7%	22	7%	36	11%	41	8%	17	6%	0	0%	162	6%
Abuse Neglect	Substance Affected Infant	33	10%	5	1%	6	2%	3	1%	1	0%	0	0%	0	0%	0	0%	48	2%
FINA	Alcohol Abuse Child	0	0%	0	0%	0	0%	0	0%	0	0%	0	0%	0	0%	0	0%	0	0%
FINA	Alcohol Abuse Parent	1	0%	1	0%	1	0%	0	0%	1	0%	0	0%	0	0%	0	0%	4	0%
FINA	Caretakers Inability to Cope	64	19%	65	16%	64	18%	51	15%	50	15%	72	14%	41	14%	0	0%	407	16%
FINA	Child's Behavior Problem	0	0%	1	0%	1	0%	6	2%	28	8%	91	18%	57	20%	0	0%	184	7%
FINA	Child's Disability	0	0%	0	0%	0	0%	0	0%	0	0%	0	0%	0	0%	0	0%	0	0%
FINA	Death of Parent's	3	1%	3	1%	3	1%	0	0%	2	1%	0	0%	1	0%	0	0%	12	0%
FINA	Domestic Violence	2	1%	3	1%	2	1%	1	0%	3	1%	1	0%	1	0%	0	0%	13	1%
FINA	Drug Abuse Child	0	0%	1	0%	0	0%	1	0%	0	0%	5	1%	2	1%	0	0%	9	0%
FINA	Drug Abuse Parent	35	11%	31	7%	19	5%	20	6%	13	4%	14	3%	7	2%	0	0%	139	5%
FINA	Inadequate Housing	2	1%	1	0%	0	0%	0	0%	0	0%	1	0%	0	0%	0	0%	4	0%
FINA	Incarceration of Parent's	3	1%	10	2%	4	1%	7	2%	8	2%	8	2%	2	1%	0	0%	42	2%
FINA	Infant Positive for Substances	29	9%	5	1%	1	0%	1	0%	2	1%	2	0%	0	0%	0	0%	40	2%
FINA	Methamphetamine use	19	6%	15	4%	9	2%	12	4%	4	1%	2	0%	1	0%	0	0%	62	2%
FINA	Parent Opioid Use	5	2%	4	1%	1	0%	1	0%	2	1%	0	0%	0	0%	0	0%	13	1%
FINA	Parent-Child Conflict	0	0%	0	0%	0	0%	0	0%	0	0%	0	0%	0	0%	0	0%	0	0%
FINA	Relinquishment	0	0%	0	0%	0	0%	0	0%	0	0%	1	0%	1	0%	0	0%	2	0%
FINA	Runaway	0	0%	0	0%	0	0%	0	0%	3	1%	15	3%	14	5%	0	0%	32	1%
FINA	Truancy	0	0%	0	0%	1	0%	3	1%	3	1%	16	3%	9	3%	0	0%	32	1%
	Statewide Totals	331	100%	419	100%	365	100%	330	100%	338	100%	502	100%	292	100%	0	0%	2,577	100%

Abuse Neglect Totals	168	51%	279	67%	259	71%	227	69%	219	65%	274	55%	156	53%	0	0%	1,582	61%
FINA Totals	163	49%	140	33%	106	29%	103	31%	119	35%	228	45%	136	47%	0	0%	995	39%
Statewide Totals	331	100%	419	100%	365	100%	330	100%	338	100%	502	100%	292	100%	0	0%	2,577	100%

Data Source: FACTS