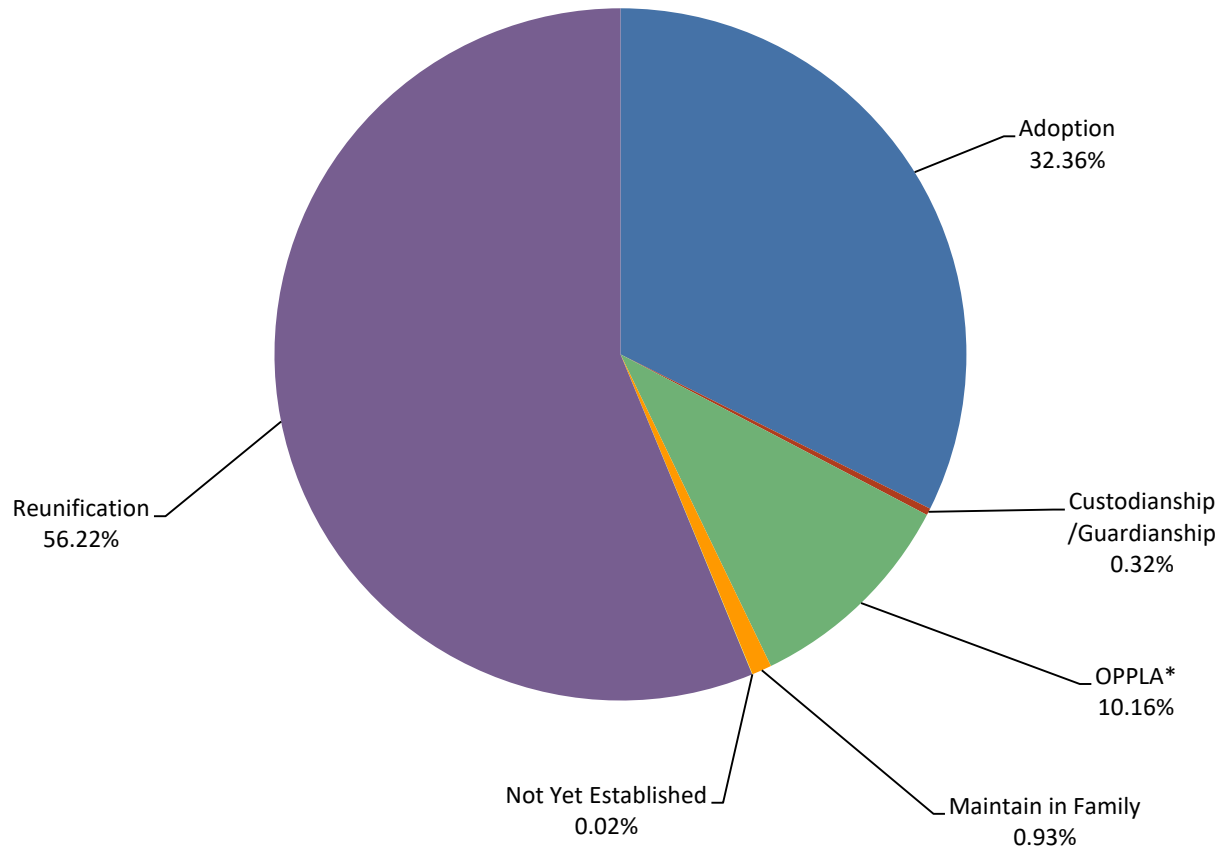




SFY2024 Permanency Goal for Children in Out of Home Placement by Area

Statewide

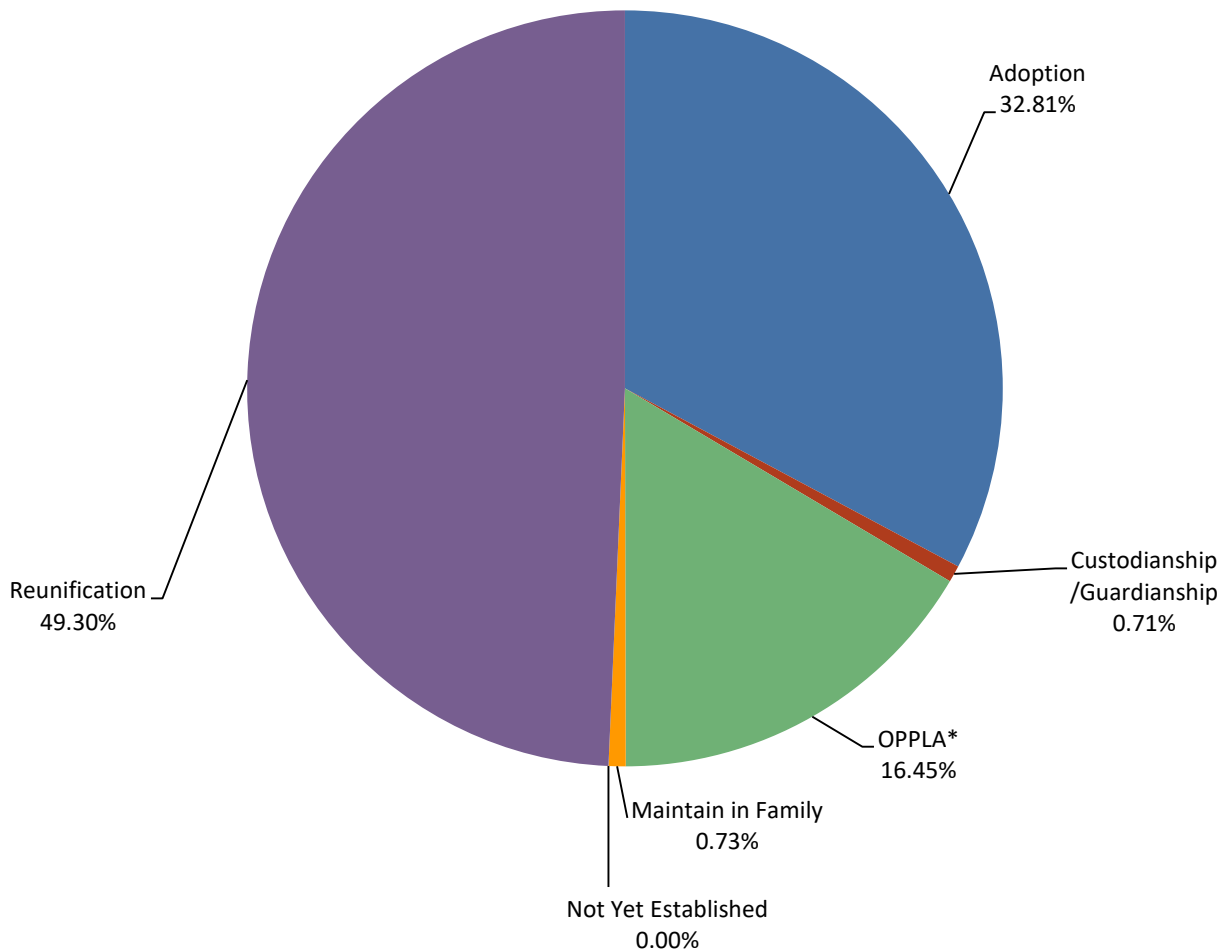
	<u>JUL</u>	<u>AUG</u>	<u>SEP</u>	<u>OCT</u>	<u>NOV</u>	<u>DEC</u>	<u>JAN</u>	<u>FEB</u>	<u>MAR</u>	<u>APR</u>	<u>MAY</u>	<u>JUN</u>	<u>Avg</u>
Adoption	2,016	1,954	1,919	1,915	1,878	1,890	1,881	1,910	1,940	0	0	0	1,923
Custodianship /Guardianship	32	28	20	19	18	15	15	14	12	0	0	0	19
OPPLA*	618	588	585	580	594	613	605	618	632	0	0	0	604
Maintain in Family	106	45	40	43	45	58	49	51	59	0	0	0	55
Not Yet Established	1	1	1	1	0	0	0	0	0	0	0	0	1
Reunification	3,263	3,339	3,347	3,456	3,433	3,283	3,355	3,317	3,271	0	0	0	3,340
Total	6,036	5,955	5,912	6,014	5,968	5,859	5,905	5,910	5,914				



SFY2024 Permanency Goal for Children in Out of Home Placement by Area

Area 1

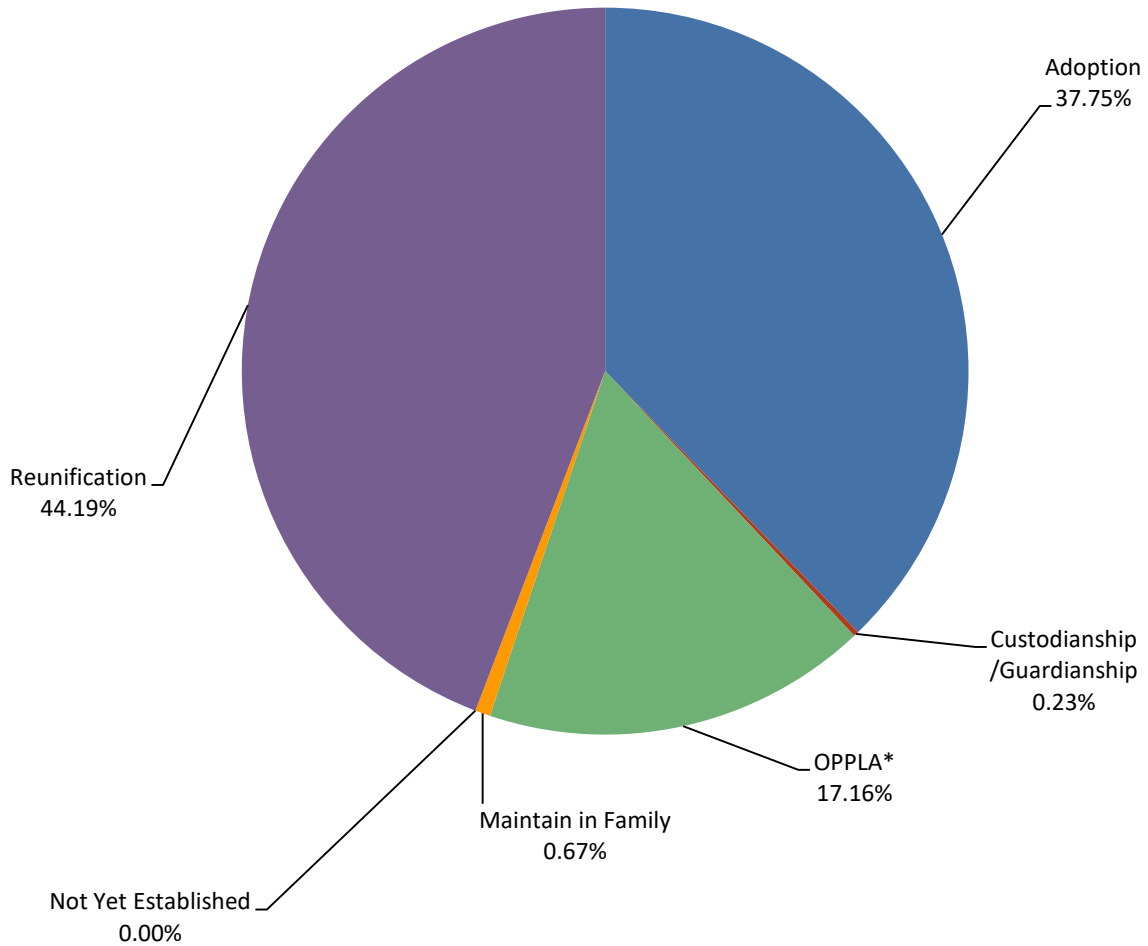
	<u>JUL</u>	<u>AUG</u>	<u>SEP</u>	<u>OCT</u>	<u>NOV</u>	<u>DEC</u>	<u>JAN</u>	<u>FEB</u>	<u>MAR</u>	<u>APR</u>	<u>MAY</u>	<u>JUN</u>	<u>Avg</u>
Adoption	245	240	226	227	216	208	205	202	212	0	0	0	220
Custodianship /Guardianship	9	9	6	6	6	2	2	2	1	0	0	0	5
OPPLA*	120	110	115	109	111	111	106	104	107	0	0	0	110
Maintain in Family	16	4	1	4	3	6	2	3	5	0	0	0	5
Not Yet Established	0	0	0	0	0	0	0	0	0	0	0	0	0
Reunification	273	318	312	338	347	340	351	349	349	0	0	0	331
Total	663	681	660	684	683	667	666	660	674				



SFY2024 Permanency Goal for Children in Out of Home Placement by Area

Area 2

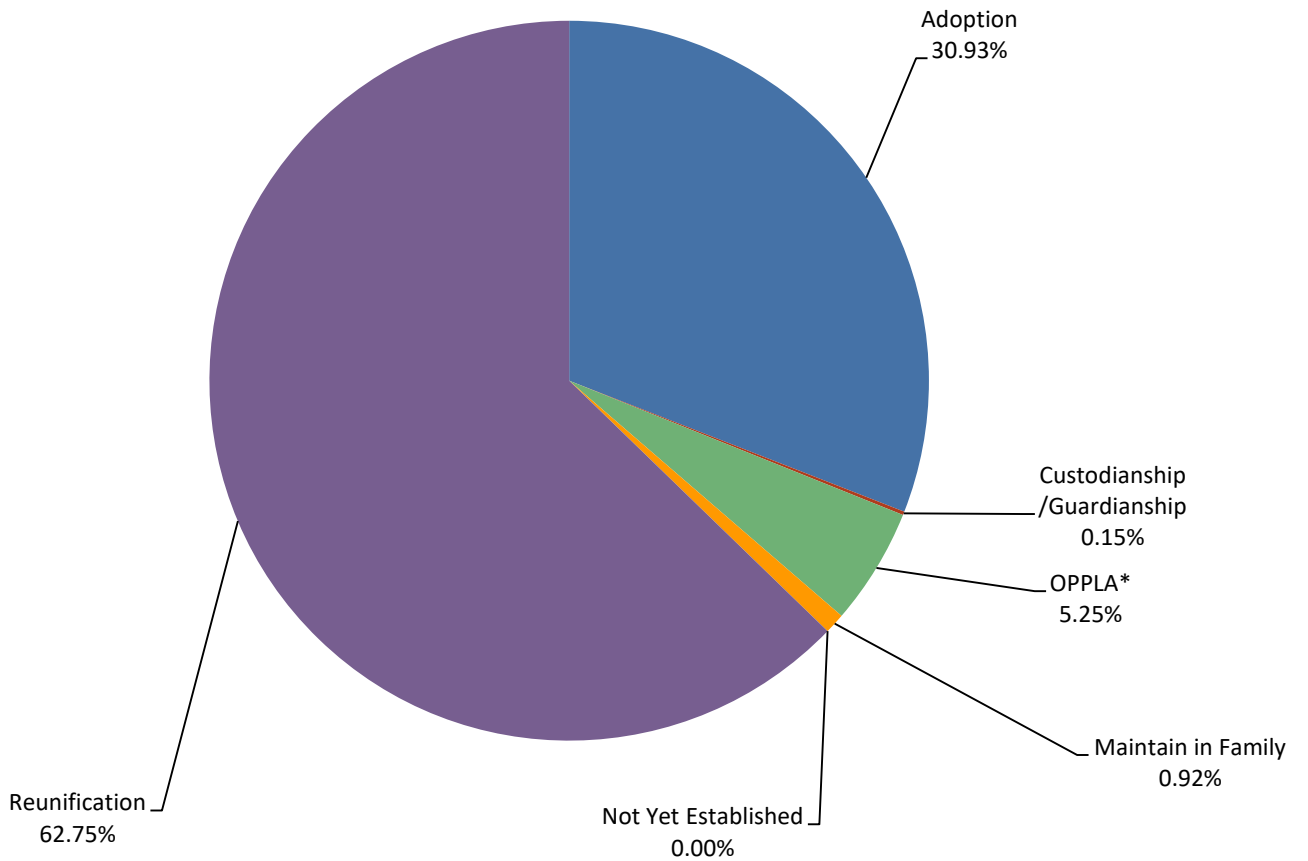
	<u>JUL</u>	<u>AUG</u>	<u>SEP</u>	<u>OCT</u>	<u>NOV</u>	<u>DEC</u>	<u>JAN</u>	<u>FEB</u>	<u>MAR</u>	<u>APR</u>	<u>MAY</u>	<u>JUN</u>	<u>Avg</u>
Adoption	309	296	286	282	288	295	294	296	291	0	0	0	293
Custodianship /Guardianship	3	3	1	1	1	0	0	0	0	0	0	0	2
OPPLA*	141	132	127	125	132	136	137	132	137	0	0	0	133
Maintain in Family	25	3	2	1	3	4	3	3	3	0	0	0	5
Not Yet Established	0	0	0	0	0	0	0	0	0	0	0	0	0
Reunification	336	360	370	386	340	309	320	346	320	0	0	0	343
Total	814	794	786	795	764	744	754	777	751				



SFY2024 Permanency Goal for Children in Out of Home Placement by Area

Area 3

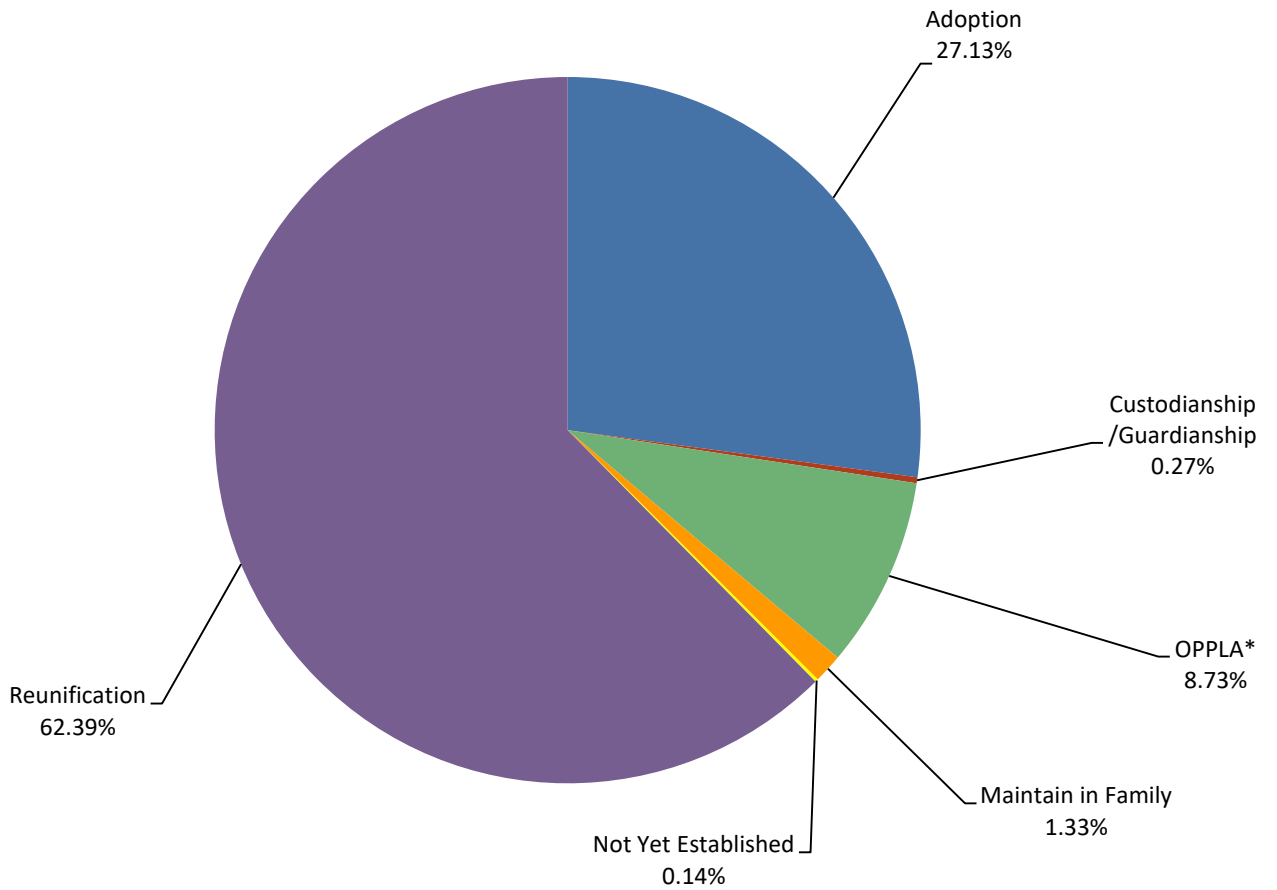
	<u>JUL</u>	<u>AUG</u>	<u>SEP</u>	<u>OCT</u>	<u>NOV</u>	<u>DEC</u>	<u>JAN</u>	<u>FEB</u>	<u>MAR</u>	<u>APR</u>	<u>MAY</u>	<u>JUN</u>	<u>Avg</u>
Adoption	294	286	289	293	284	289	281	290	294	0	0	0	289
Custodianship /Guardianship	1	1	1	1	1	2	2	2	2	0	0	0	1
OPPLA*	54	52	50	51	49	53	48	43	41	0	0	0	49
Maintain in Family	8	2	1	6	6	17	14	11	12	0	0	0	9
Not Yet Established	0	0	0	0	0	0	0	0	0	0	0	0	0
Reunification	583	600	580	591	601	585	598	569	568	0	0	0	586
Total	940	941	921	942	941	946	943	915	917				



SFY2024 Permanency Goal for Children in Out of Home Placement by Area

Area 4

	<u>JUL</u>	<u>AUG</u>	<u>SEP</u>	<u>OCT</u>	<u>NOV</u>	<u>DEC</u>	<u>JAN</u>	<u>FEB</u>	<u>MAR</u>	<u>APR</u>	<u>MAY</u>	<u>JUN</u>	<u>Avg</u>
Adoption	197	190	186	187	194	187	187	183	182	0	0	0	188
Custodianship /Guardianship	1	2	2	2	2	2	2	2	2	0	0	0	2
OPPLA*	54	50	53	56	61	64	66	70	71	0	0	0	61
Maintain in Family	18	12	13	11	12	4	3	4	6	0	0	0	9
Not Yet Established	1	1	1	1	0	0	0	0	0	0	0	0	1
Reunification	459	443	441	448	450	428	426	409	389	0	0	0	433
Total	730	698	696	705	719	685	684	668	650				

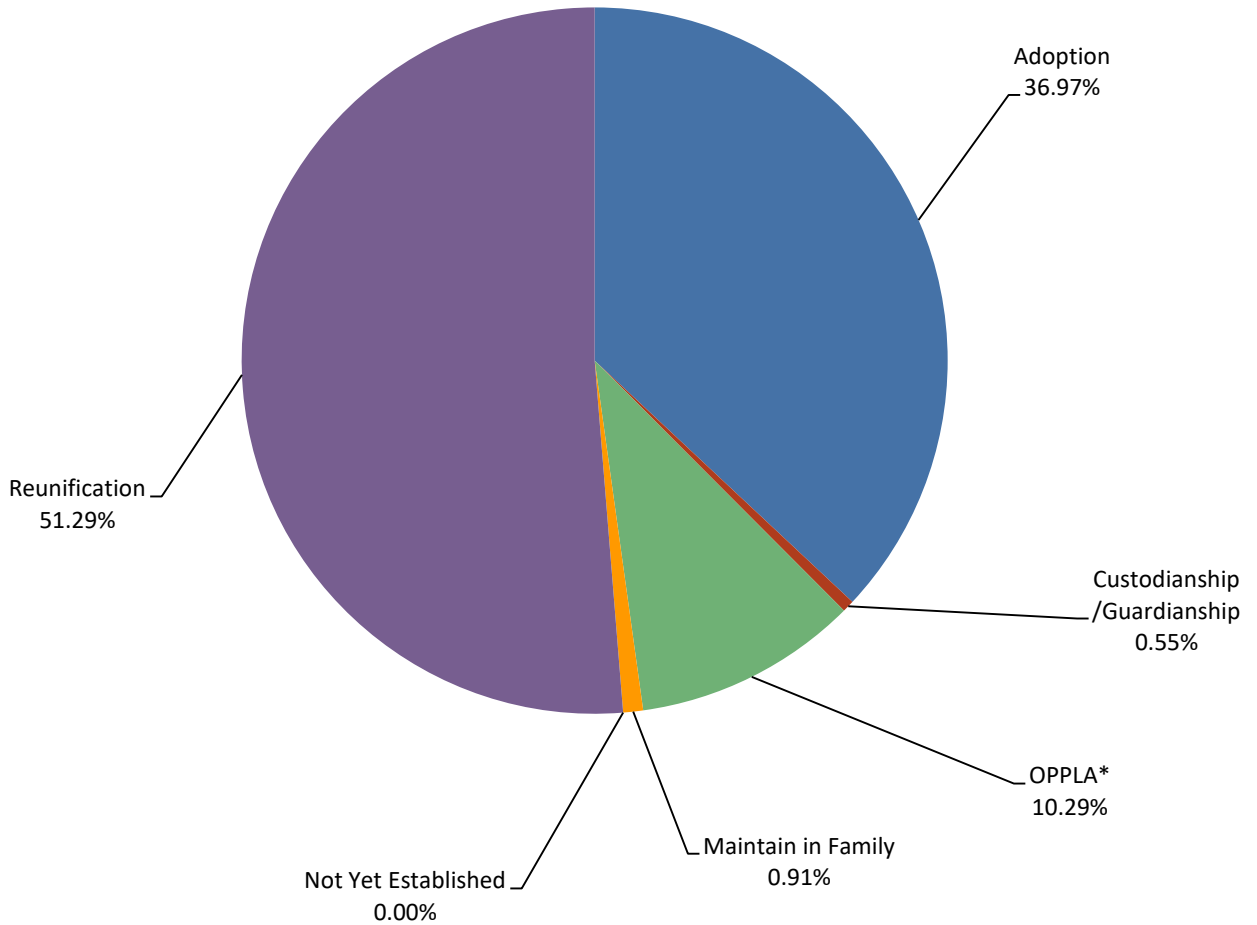


*Other planned permanent living arrangement (OPPLA). This is a permanency option only when other options such as reunification, adoption, or guardianship have been ruled out.

SFY2024 Permanency Goal for Children in Out of Home Placement by Area

Area 5

	<u>JUL</u>	<u>AUG</u>	<u>SEP</u>	<u>OCT</u>	<u>NOV</u>	<u>DEC</u>	<u>JAN</u>	<u>FEB</u>	<u>MAR</u>	<u>APR</u>	<u>MAY</u>	<u>JUN</u>	<u>Avg</u>
Adoption	217	210	211	207	199	202	197	186	197	0	0	0	203
Custodianship /Guardianship	6	4	4	4	3	2	2	1	1	0	0	0	3
OPPLA*	52	52	52	53	58	58	58	62	63	0	0	0	56
Maintain in Family	4	4	7	6	6	4	5	3	6	0	0	0	5
Not Yet Established	0	0	0	0	0	0	0	0	0	0	0	0	0
Reunification	285	297	299	292	288	279	272	265	256	0	0	0	281
Total	564	567	573	562	554	545	534	517	523				

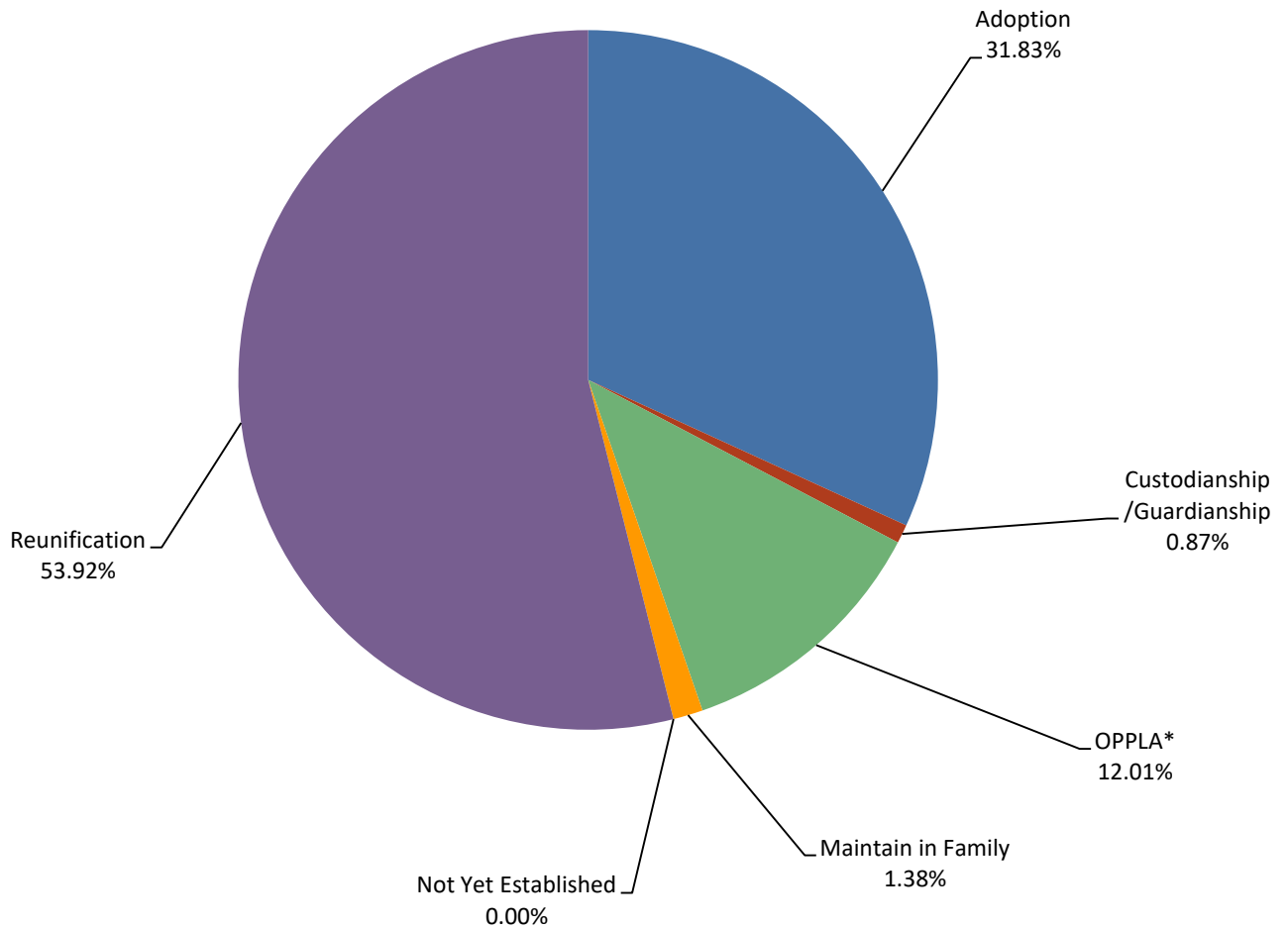


*Other planned permanent living arrangement (OPPLA). This is a permanency option only when other options such as reunification, adoption, or guardianship have been ruled out.

SFY2024 Permanency Goal for Children in Out of Home Placement by Area

Area 6

	<u>JUL</u>	<u>AUG</u>	<u>SEP</u>	<u>OCT</u>	<u>NOV</u>	<u>DEC</u>	<u>JAN</u>	<u>FEB</u>	<u>MAR</u>	<u>APR</u>	<u>MAY</u>	<u>JUN</u>	<u>Avg</u>
Adoption	184	181	176	175	160	163	161	160	148	0	0	0	168
Custodianship /Guardianship	7	5	3	3	3	5	5	5	5	0	0	0	5
OPPLA*	62	59	60	61	60	67	65	67	68	0	0	0	63
Maintain in Family	8	5	0	1	2	7	12	11	12	0	0	0	7
Not Yet Established	0	0	0	0	0	0	0	0	0	0	0	0	0
Reunification	270	269	278	283	289	265	278	305	318	0	0	0	284
Total	531	519	517	523	514	507	521	548	551				

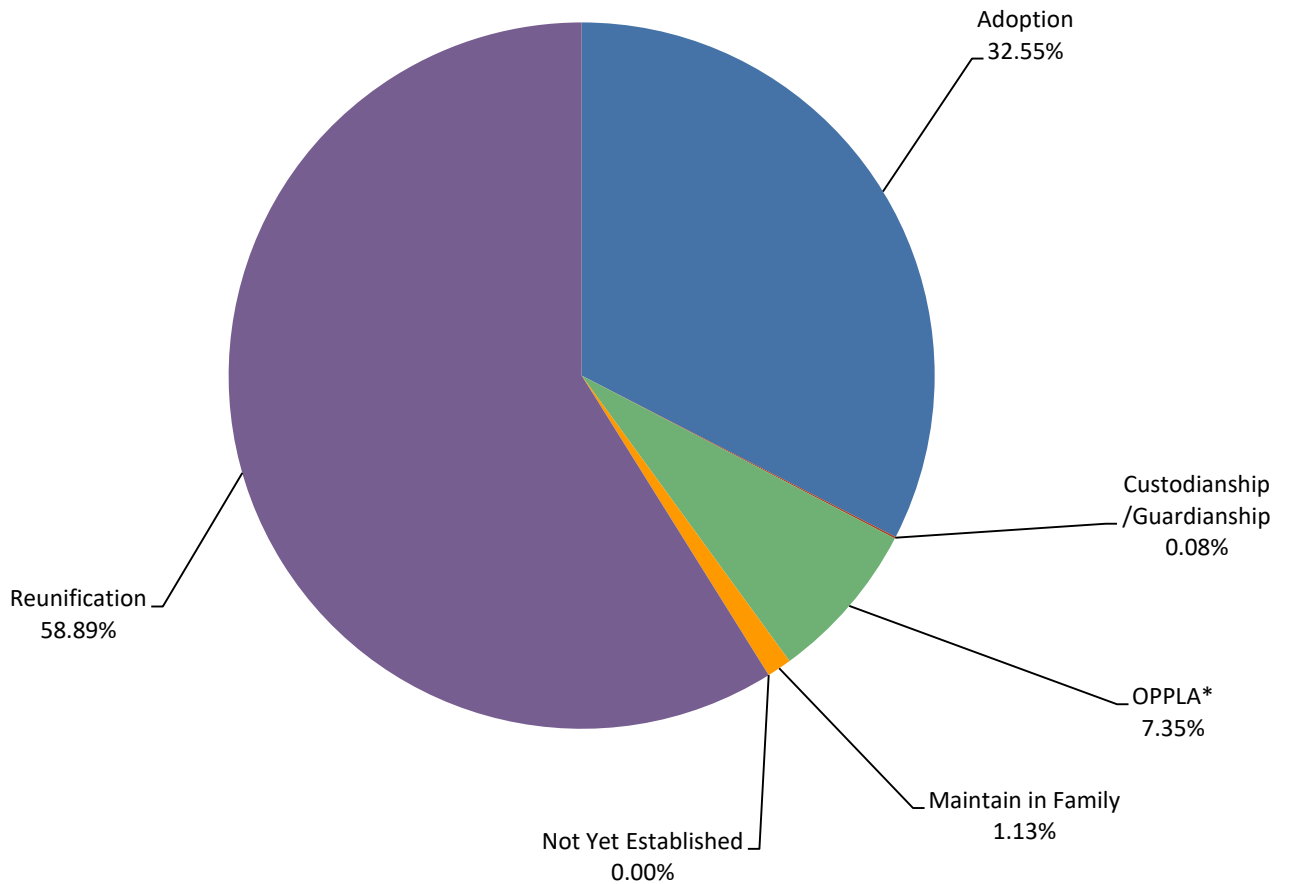


*Other planned permanent living arrangement (OPPLA). This is a permanency option only when other options such as reunification, adoption, or guardianship have been ruled out.

SFY2024 Permanency Goal for Children in Out of Home Placement by Area

Area 7

	<u>JUL</u>	<u>AUG</u>	<u>SEP</u>	<u>OCT</u>	<u>NOV</u>	<u>DEC</u>	<u>JAN</u>	<u>FEB</u>	<u>MAR</u>	<u>APR</u>	<u>MAY</u>	<u>JUN</u>	<u>Avg</u>
Adoption	429	419	414	417	406	405	416	450	470	0	0	0	425
Custodianship /Guardianship	1	0	0	0	0	0	0	0	0	0	0	0	1
OPPLA*	104	103	97	93	89	85	88	101	104	0	0	0	96
Maintain in Family	26	14	15	14	13	14	8	15	14	0	0	0	15
Not Yet Established	0	0	0	0	0	0	0	0	0	0	0	0	0
Reunification	734	738	746	781	800	785	806	772	759	0	0	0	769
Total	1,294	1,274	1,272	1,305	1,308	1,289	1,318	1,338	1,347				

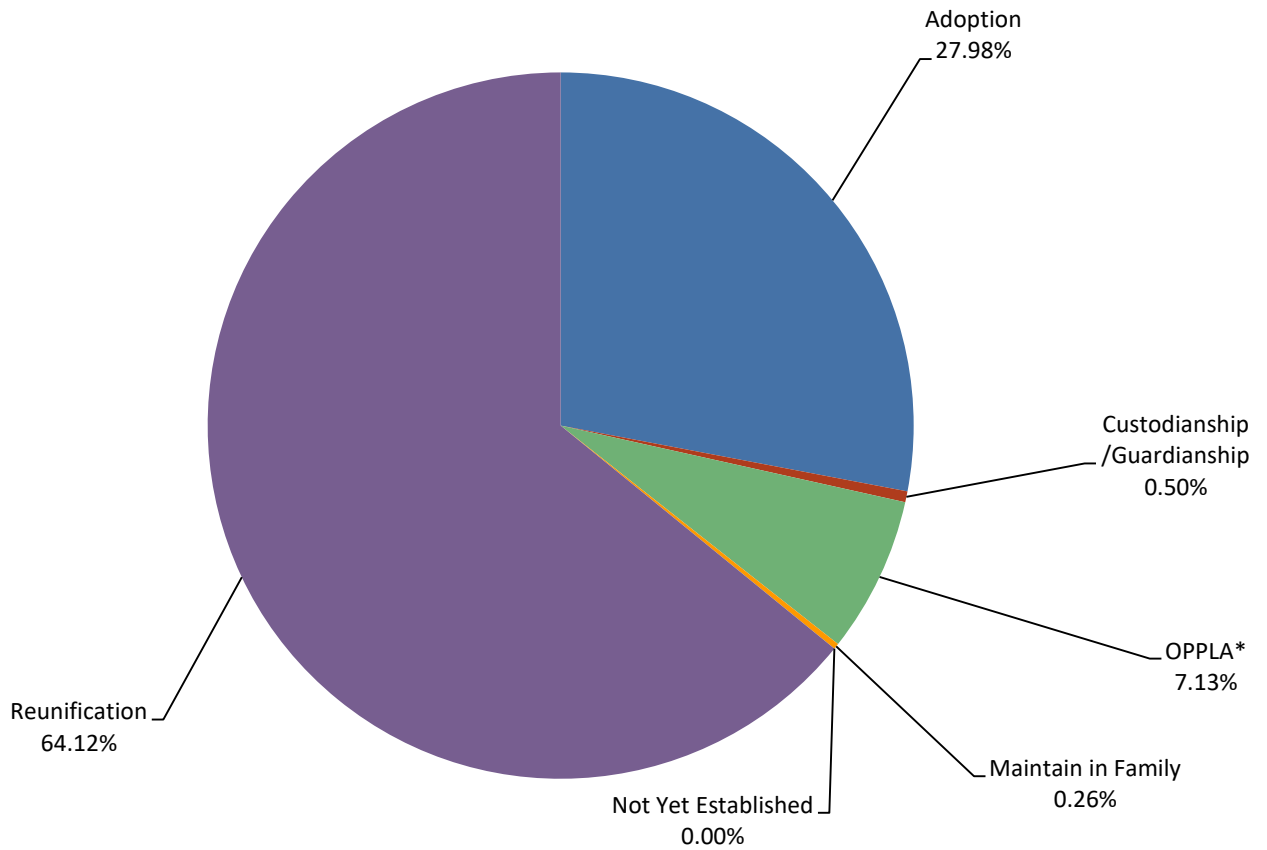


*Other planned permanent living arrangement (OPPLA). This is a permanency option only when other options such as reunification, adoption, or guardianship have been ruled out.

SFY2024 Permanency Goal for Children in Out of Home Placement by Area

Area 8

	<u>JUL</u>	<u>AUG</u>	<u>SEP</u>	<u>OCT</u>	<u>NOV</u>	<u>DEC</u>	<u>JAN</u>	<u>FEB</u>	<u>MAR</u>	<u>APR</u>	<u>MAY</u>	<u>JUN</u>	<u>Avg</u>
Adoption	141	132	131	127	131	141	140	143	146	0	0	0	137
Custodianship /Guardianship	4	4	3	2	2	2	2	2	1	0	0	0	2
OPPLA*	31	30	31	32	34	39	37	39	41	0	0	0	35
Maintain in Family	1	1	1	0	0	2	2	1	1	0	0	0	1
Not Yet Established	0	0	0	0	0	0	0	0	0	0	0	0	0
Reunification	323	314	321	337	318	292	304	302	312	0	0	0	314
Total	500	481	487	498	485	476	485	487	501				



*Other planned permanent living arrangement (OPPLA). This is a permanency option only when other options such as reunification, adoption, or guardianship have been ruled out.

Data Source: FACTS
4/16/2024