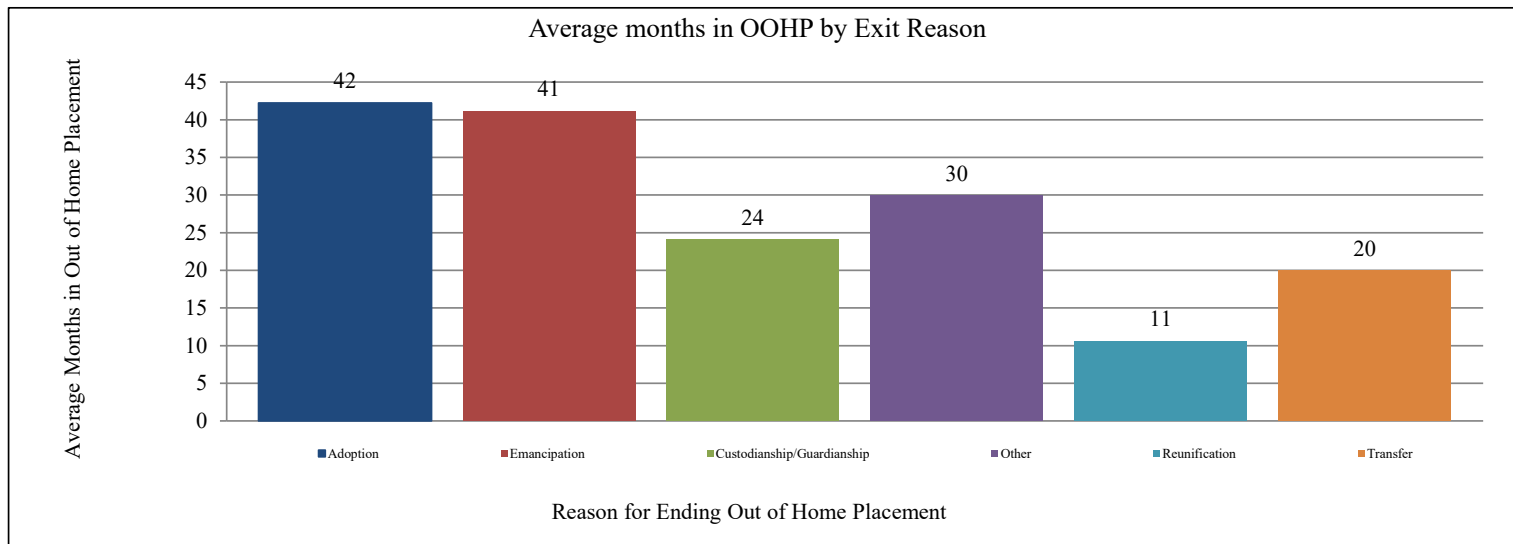




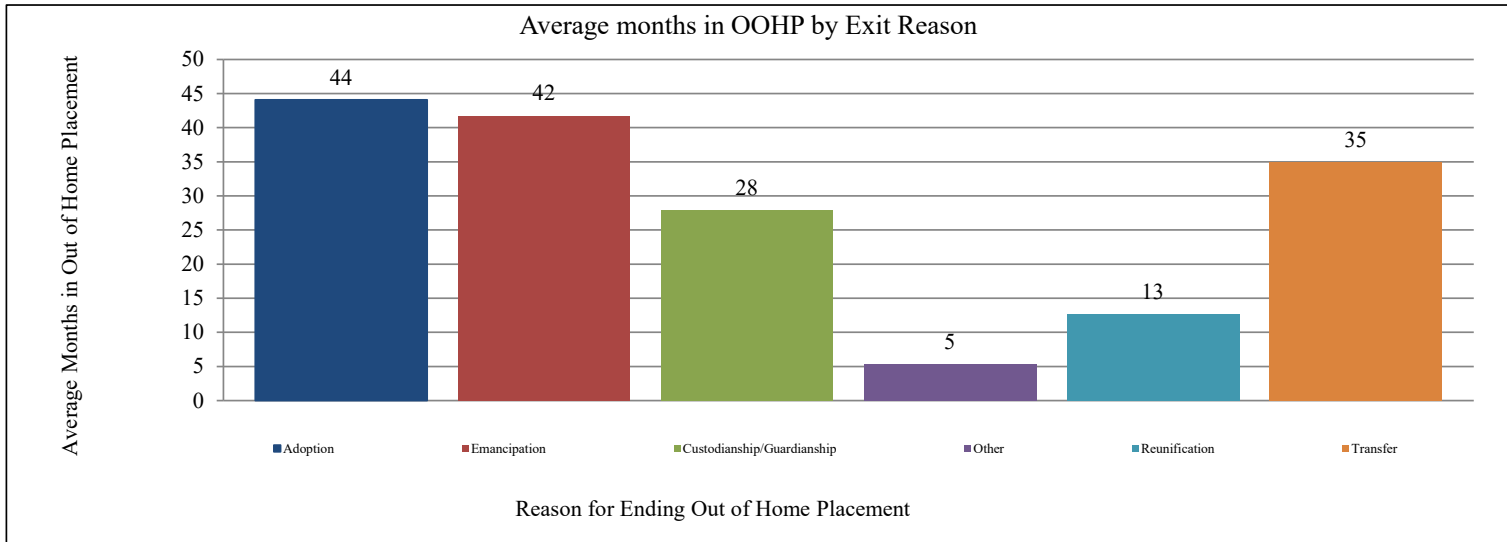
**Length of Stay and Reason for Ending Out of Home Placement SFY2024**  
**July 1, 2023 - June 30, 2024**

Statewide	JUL	AUG	SEP	Oct	NOV	DEC	JAN	FEB	MAR	APR	MAY	JUN	Total	Max Age	Min Age	Avg Age	Max Days	Min Days	Avg Mos
Adoption	72	65	50	44	130	53	44	57	61	45	74	60	755	18	0	8	4,809	247	42
Emancipation	46	52	28	25	29	28	35	31	33	25	54	48	434	21	14	18	5,929	35	41
Custodianship/Guardianship	15	12	14	7	1	17	7	8	6	13	5	7	112	18	0	12	2,725	75	24
Other	3	1	0	2	0	1	1	1	1	0	3	4	17	18	0	11	5,444	2	30
Reunification	139	212	107	102	123	125	86	131	103	93	177	136	1,534	18	0	8	2,960	1	11
Transfer	2	10	3	7	4	5	2	4	6	1	7	3	54	17	0	9	3,073	2	20
<b>Total</b>	<b>277</b>	<b>352</b>	<b>202</b>	<b>187</b>	<b>287</b>	<b>229</b>	<b>175</b>	<b>232</b>	<b>210</b>	<b>177</b>	<b>320</b>	<b>258</b>	<b>2,906</b>	<b>21</b>	<b>0</b>	<b>10</b>	<b>5,929</b>	<b>1</b>	<b>24.2</b>



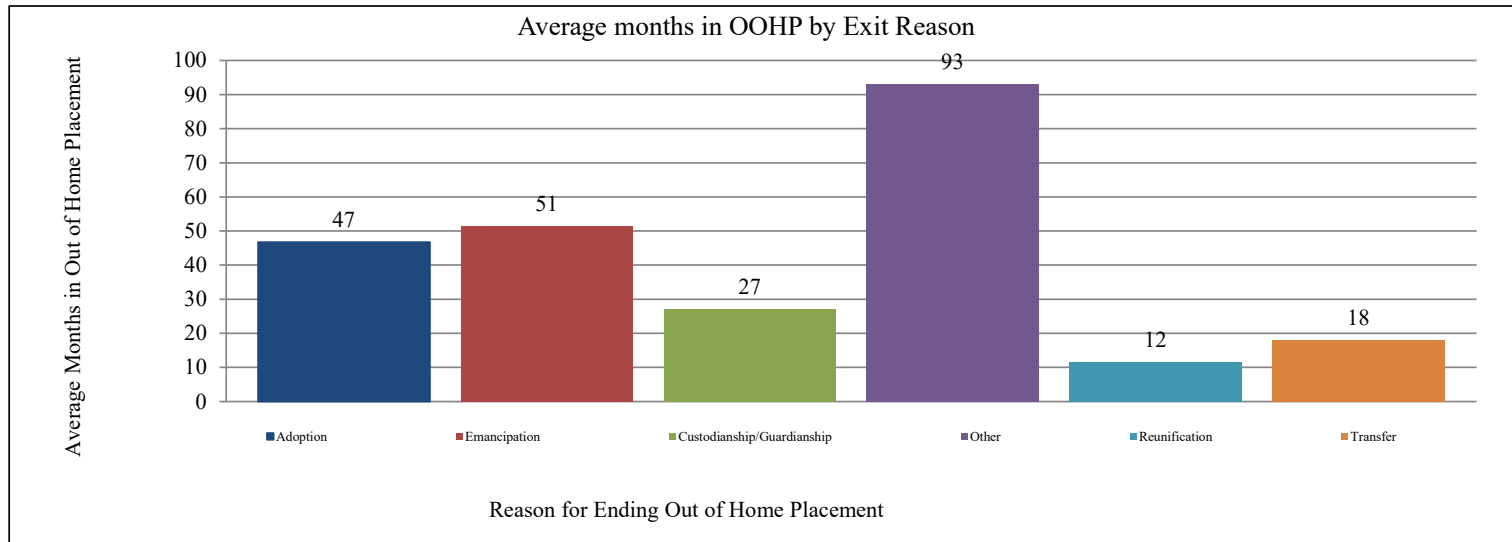
## Length of Stay and Reason for Ending Out of Home Placement SFY2024

<b>Kansas City Region</b>	JUL	AUG	SEP	Oct	NOV	DEC	JAN	FEB	MAR	APR	MAY	JUN	Total	Max Age	Min Age	Avg Age	Max Days	Min Days	Avg Mos
Adoption	15	8	9	20	28	14	10	22	19	8	5	17	175	17	1	8	4,247	247	44
Emancipation	8	7	3	4	3	5	8	6	5	4	9	7	69	21	18	18	4,248	81	42
Custodianship/Guardianship	3	1	0	1	0	3	0	1	1	1	0	0	11	18	6	13	1,763	114	28
Other	1	0	0	0	0	0	0	0	1	0	1	0	3	2	0	1	354	79	5
Reunification	15	32	13	11	11	20	13	17	15	9	22	19	197	17	0	9	2,084	1	13
Transfer	0	0	0	2	0	0	1	0	0	0	2	0	5	16	7	13	3,073	63	35
<b>Total</b>	<b>42</b>	<b>48</b>	<b>25</b>	<b>38</b>	<b>42</b>	<b>42</b>	<b>32</b>	<b>46</b>	<b>41</b>	<b>22</b>	<b>39</b>	<b>43</b>	<b>460</b>	<b>21</b>	<b>0</b>	<b>10</b>	<b>4,248</b>	<b>1</b>	<b>29.5</b>



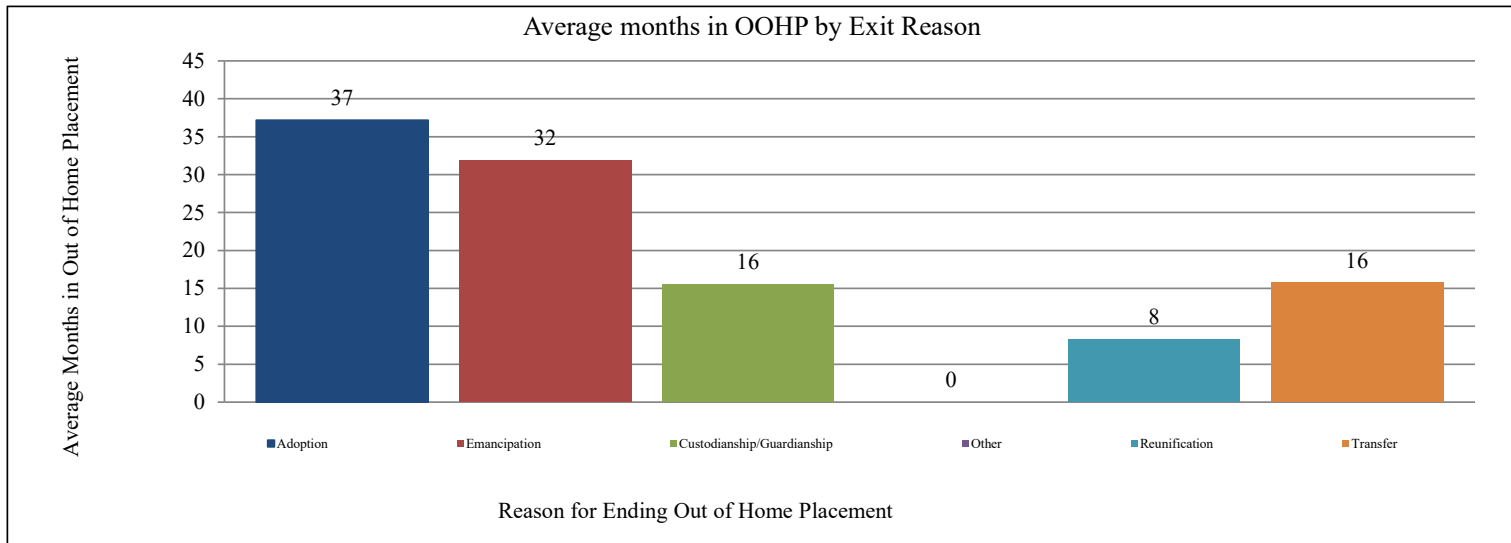
## Length of Stay and Reason for Ending Out of Home Placement SFY2024

<b>Northeast Region</b>	JUL	AUG	SEP	Oct	NOV	DEC	JAN	FEB	MAR	APR	MAY	JUN	Total	Max Age	Min Age	Avg Age	Max Days	Min Days	Avg Mos
Adoption	4	10	5	5	32	3	7	9	10	8	12	8	113	18	0	7	3,259	306	47
Emancipation	7	8	6	4	5	4	8	5	3	2	10	2	64	21	18	18	5,929	121	51
Custodianship/Guardianship	2	0	2	1	0	0	0	0	0	0	1	0	6	18	10	15	962	428	27
Other	0	0	0	1	0	1	0	0	0	0	0	0	2	18	15	17	5,444	248	93
Reunification	30	27	17	20	11	10	17	28	11	16	36	25	248	17	0	8	2,960	1	12
Transfer	0	0	0	0	0	1	1	0	0	1	1	0	4	16	2	7	938	49	18
<b>Total</b>	<b>43</b>	<b>45</b>	<b>30</b>	<b>31</b>	<b>48</b>	<b>19</b>	<b>33</b>	<b>42</b>	<b>24</b>	<b>27</b>	<b>60</b>	<b>35</b>	<b>437</b>	<b>21</b>	<b>0</b>	<b>10</b>	<b>5,929</b>	<b>1</b>	<b>27.2</b>



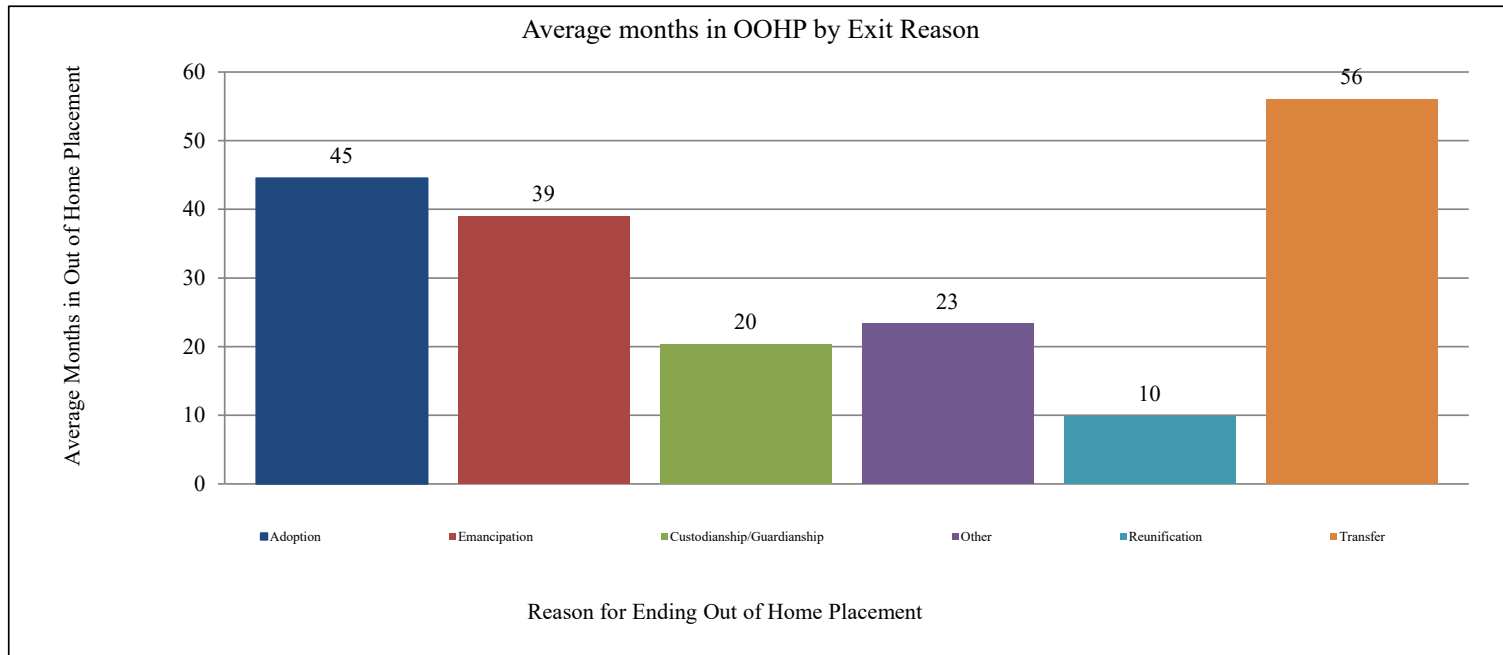
## Length of Stay and Reason for Ending Out of Home Placement SFY2024

Northwest Region	JUL	AUG	SEP	Oct	NOV	DEC	JAN	FEB	MAR	APR	MAY	JUN	Total	Max Age	Min Age	Avg Age	Max Days	Min Days	Avg Mos
Adoption	20	4	11	3	16	3	1	0	5	6	10	2	81	16	1	7	2,360	365	37
Emancipation	3	9	2	6	3	1	4	7	5	2	5	5	52	21	18	18	3,927	39	32
Custodianship/Guardianship	1	2	1	2	1	0	3	3	1	3	2	1	20	17	0	9	1,836	75	16
Other	0	0	0	0	0	0	0	0	0	0	0	0	0	0	0	0	0	0	0
Reunification	19	21	8	8	22	20	3	6	16	14	20	23	180	17	0	9	1,299	1	8
Transfer	0	8	3	3	2	2	0	0	3	0	2	1	24	15	1	8	1,000	2	16
<b>Total</b>	<b>43</b>	<b>44</b>	<b>25</b>	<b>22</b>	<b>44</b>	<b>26</b>	<b>11</b>	<b>16</b>	<b>30</b>	<b>25</b>	<b>39</b>	<b>32</b>	<b>357</b>	<b>21</b>	<b>0</b>	<b>10</b>	<b>3,927</b>	<b>1</b>	<b>19.2</b>



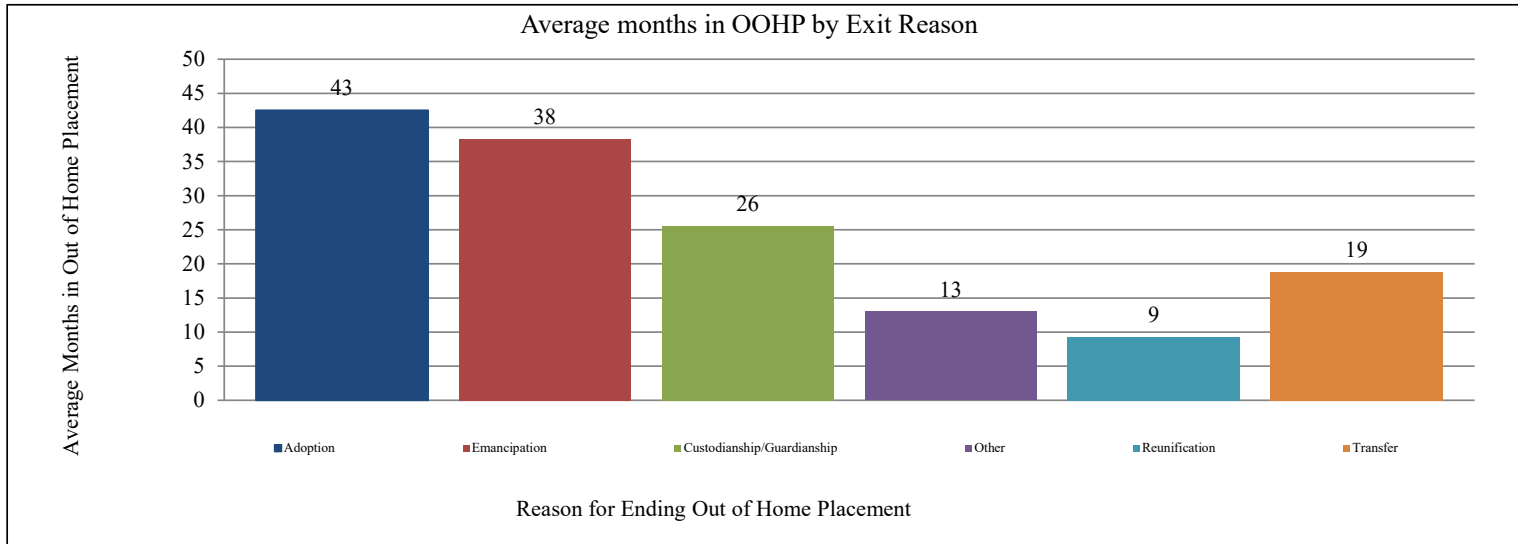
## Length of Stay and Reason for Ending Out of Home Placement SFY2024

<b>Southeast Region</b>	JUL	AUG	SEP	Oct	NOV	DEC	JAN	FEB	MAR	APR	MAY	JUN	Total	Max Age	Min Age	Avg Age	Max Days	Min Days	Avg Mos
Adoption	0	7	6	1	5	21	11	10	4	10	8	6	89	18	1	8	3,298	572	45
Emancipation	6	8	6	2	4	6	4	2	10	7	5	10	70	21	18	18	4,938	35	39
Custodianship/Guardianship	5	4	2	1	0	3	0	1	2	0	1	6	25	17	2	13	1,727	165	20
Other	0	1	0	0	0	0	0	0	0	0	1	1	3	17	16	17	1,627	105	23
Reunification	21	31	11	18	9	25	12	21	24	8	17	22	219	17	0	9	1,300	3	10
Transfer	1	1	0	0	0	0	0	0	1	0	0	0	3	17	3	12	2,899	879	56
<b>Total</b>	<b>33</b>	<b>52</b>	<b>25</b>	<b>22</b>	<b>18</b>	<b>55</b>	<b>27</b>	<b>34</b>	<b>41</b>	<b>25</b>	<b>32</b>	<b>45</b>	<b>409</b>	<b>21</b>	<b>0</b>	<b>10</b>	<b>4938</b>	<b>3</b>	<b>23</b>



## Length of Stay and Reason for Ending Out of Home Placement SFY2024

<b>Southwest Region</b>	JUL	AUG	SEP	Oct	NOV	DEC	JAN	FEB	MAR	APR	MAY	JUN	Total	Max Age	Min Age	Avg Age	Max Days	Min Days	Avg Mos
Adoption	11	18	13	2	14	7	5	6	7	6	12	11	112	17	1	7	4,809	453	43
Emancipation	10	9	3	4	6	7	8	7	3	3	15	10	85	21	18	18	4,431	91	38
Custodianship/Guardianship	1	2	6	1	0	8	0	1	1	2	0	0	22	16	2	10	1,547	155	26
Other	1	0	0	0	0	0	0	0	0	0	0	2	3	17	2	12	574	233	13
Reunification	18	35	26	29	37	14	29	34	15	13	25	12	287	18	0	8	1,134	2	9
Transfer	1	1	0	2	1	0	0	3	0	0	1	2	11	17	2	10	1,527	28	19
<b>Total</b>	<b>42</b>	<b>65</b>	<b>48</b>	<b>38</b>	<b>58</b>	<b>36</b>	<b>42</b>	<b>51</b>					<b>520</b>	<b>21</b>	<b>0</b>	<b>10</b>	<b>4,809</b>	<b>2</b>	<b>22</b>



## Length of Stay and Reason for Ending Out of Home Placement SFY2024

<b>Wichita Region</b>	JUL	AUG	SEP	OCT	NOV	DEC	JAN	FEB	MAR	APR	MAY	JUN	Total	Max Age	Min Age	Avg Age	Max Days	Min Days	Avg Mos
Adoption	22	18	6	13	35	5	10	10	16	7	27	16	185	17	1	7	3,821	419	39
Emancipation	12	11	8	5	8	5	3	4	7	7	10	14	94	21	14	18	4,584	104	43
Custodianship/Guardianship	3	3	3	1	0	3	4	2	1	7	1	0	28	17	2	13	2,725	131	30
Other	1	0	0	1	0	0	1	1	0	0	1	1	6	18	1	12	3,013	2	33
Reunification	36	66	32	16	33	36	12	25	22	33	57	35	403	17	0	8	1,702	1	11
Transfer	0	0	0	0	1	2	0	1	2	0	1	0	7	16	0	8	724	52	11
<b>Total</b>	<b>74</b>	<b>98</b>	<b>49</b>	<b>36</b>	<b>77</b>	<b>51</b>	<b>30</b>	<b>43</b>	<b>48</b>	<b>54</b>	<b>97</b>	<b>66</b>	<b>723</b>	<b>21</b>	<b>0</b>	<b>9</b>	<b>4584</b>	<b>1</b>	<b>23</b>

