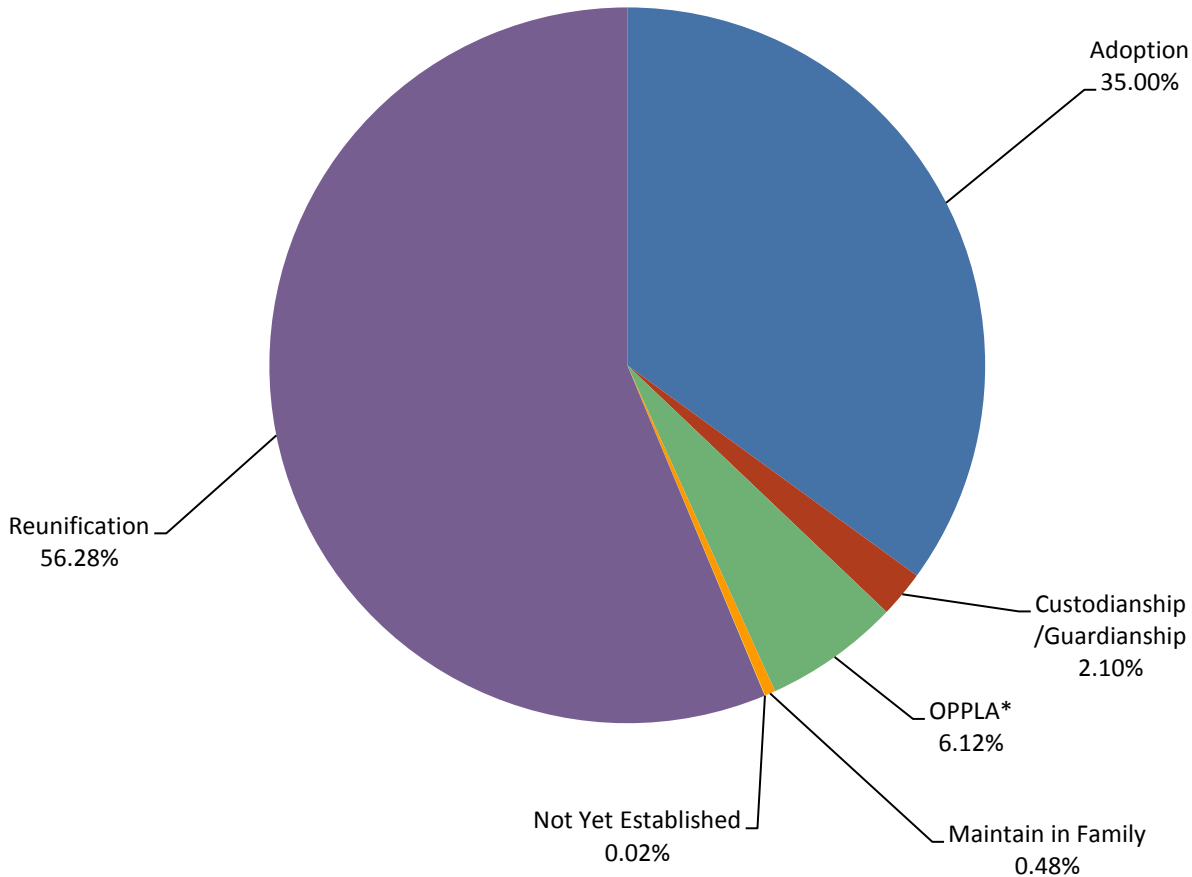




## SFY2016 Permanency Goal for Children in Out of Home Placement

### Statewide

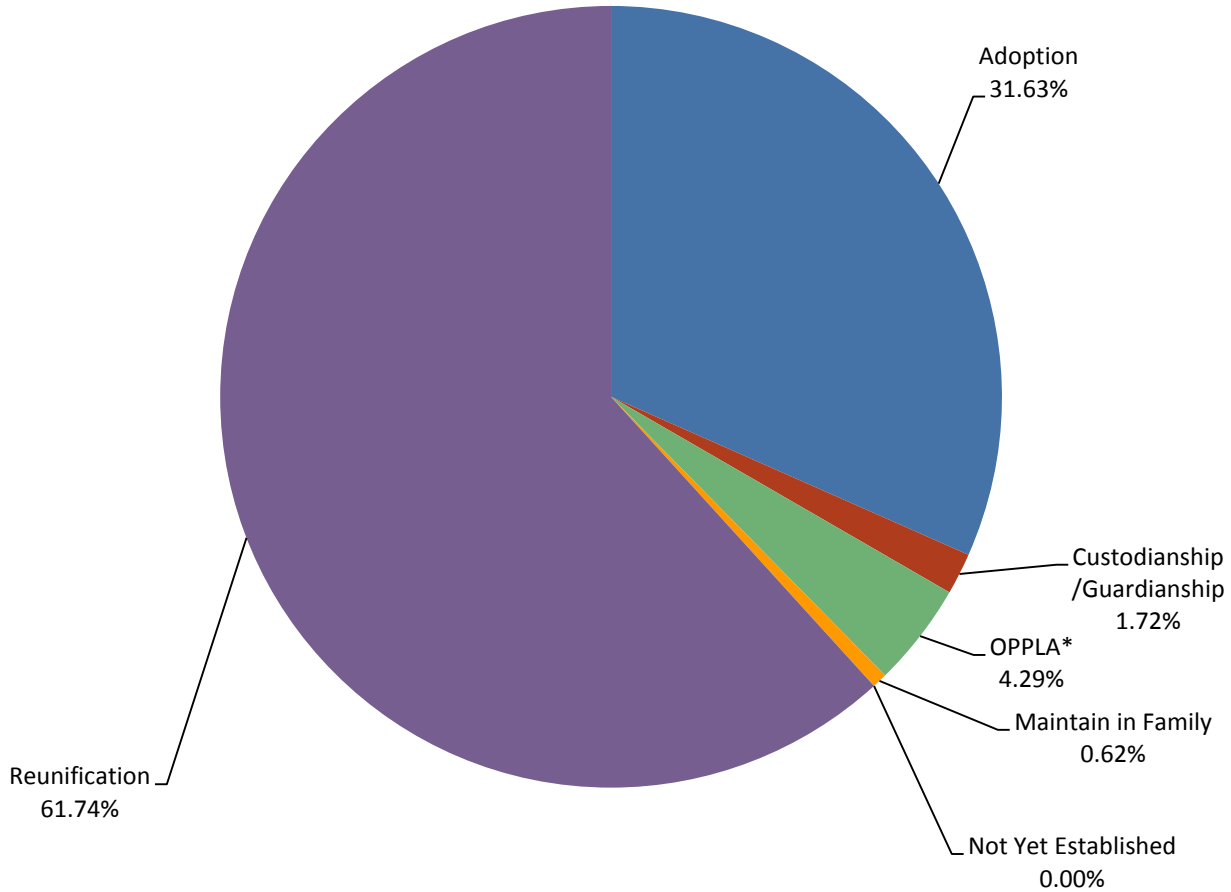
	<u>JUL</u>	<u>AUG</u>	<u>SEP</u>	<u>OCT</u>	<u>NOV</u>	<u>DEC</u>	<u>JAN</u>	<u>FEB</u>	<u>MAR</u>	<u>APR</u>	<u>MAY</u>	<u>JUN</u>	<u>Avg</u>
Adoption	2,174	2,253	2,264	2,308	2,246	2,237	2,306	2,330	2,403	2,455	2,430	2,417	2,319
Custodianship /Guardianship	137	155	149	164	155	141	136	128	123	129	133	123	139
OPPLA*	416	397	389	405	402	398	400	402	415	430	411	402	406
Maintain in Family	38	37	38	29	30	27	26	28	36	31	33	31	32
Not Yet Established	0	0	0	0	1	1	0	0	0	0	0	0	1
Reunification	3,756	3,618	3,747	3,725	3,785	3,726	3,690	3,748	3,708	3,717	3,767	3,750	3,728
<b>Total</b>	<b>6,521</b>	<b>6,460</b>	<b>6,587</b>	<b>6,631</b>	<b>6,619</b>	<b>6,530</b>	<b>6,558</b>	<b>6,636</b>	<b>6,685</b>	<b>6,762</b>	<b>6,774</b>	<b>6,723</b>	



## SFY2016 Permanency Goal for Children in Out of Home Placement

### East Region

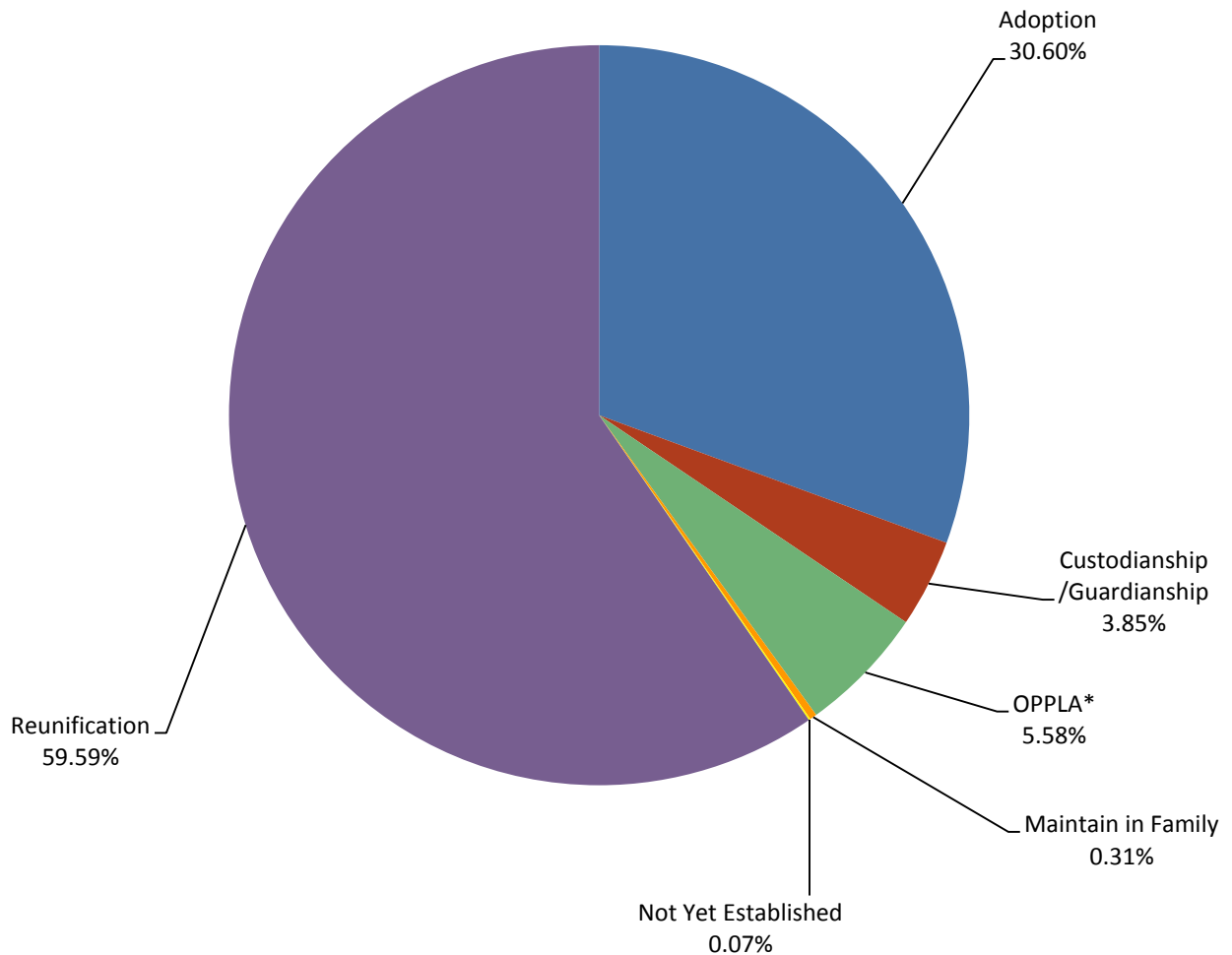
	<u>JUL</u>	<u>AUG</u>	<u>SEP</u>	<u>OCT</u>	<u>NOV</u>	<u>DEC</u>	<u>JAN</u>	<u>FEB</u>	<u>MAR</u>	<u>APR</u>	<u>MAY</u>	<u>JUN</u>	<u>Avg</u>
Adoption	590	612	614	622	608	614	649	657	674	684	683	697	642
Custodianship /Guardianship	44	43	39	36	34	32	29	34	34	32	31	30	35
OPPLA*	89	83	80	86	86	86	86	88	91	94	86	90	87
Maintain in Family	15	15	12	14	13	14	9	8	16	13	11	12	13
Not Yet Established	0	0	0	0	0	0	0	0	0	0	0	0	0
Reunification	1,197	1,157	1,221	1,242	1,294	1,274	1,252	1,277	1,266	1,282	1,309	1,270	1,253
<b>Total</b>	<b>1,935</b>	<b>1,910</b>	<b>1,966</b>	<b>2,000</b>	<b>2,035</b>	<b>2,020</b>	<b>2,025</b>	<b>2,064</b>	<b>2,081</b>	<b>2,105</b>	<b>2,120</b>	<b>2,099</b>	



## SFY2016 Permanency Goal for Children in Out of Home Placement

### Kansas City Region

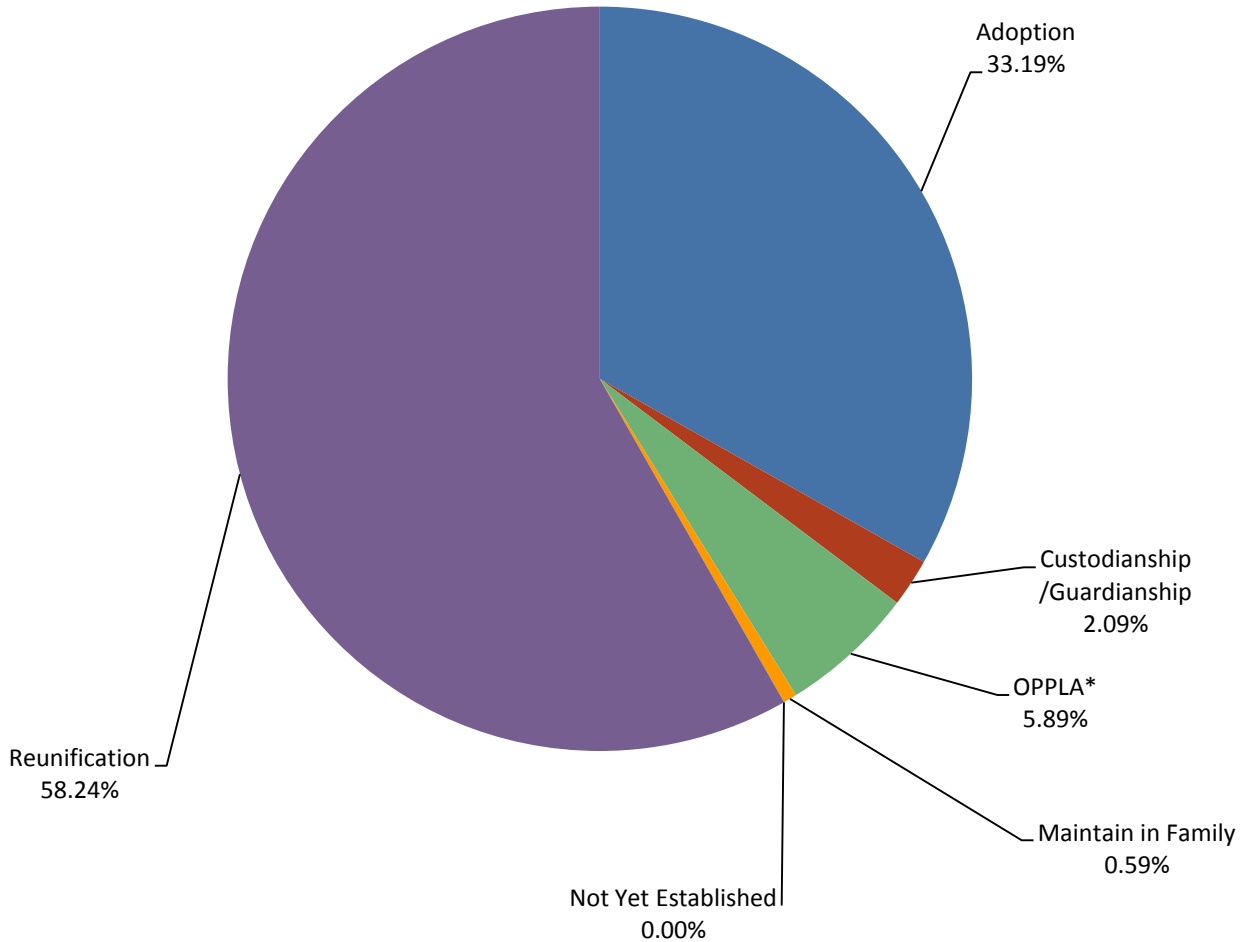
	<u>JUL</u>	<u>AUG</u>	<u>SEP</u>	<u>OCT</u>	<u>NOV</u>	<u>DEC</u>	<u>JAN</u>	<u>FEB</u>	<u>MAR</u>	<u>APR</u>	<u>MAY</u>	<u>JUN</u>	<u>Avg</u>
Adoption	440	434	433	442	431	423	431	432	447	463	457	451	440
Custodianship /Guardianship	42	52	50	57	56	57	60	55	53	63	61	58	55
OPPLA*	86	77	80	78	76	74	78	78	84	87	85	80	80
Maintain in Family	4	11	10	4	4	2	3	3	3	3	4	3	5
Not Yet Established	0	0	0	0	1	1	0	0	0	0	0	0	1
Reunification	835	843	871	868	875	872	861	869	860	838	842	856	858
<b>Total</b>	<b>1,407</b>	<b>1,417</b>	<b>1,444</b>	<b>1,449</b>	<b>1,443</b>	<b>1,429</b>	<b>1,433</b>	<b>1,437</b>	<b>1,447</b>	<b>1,454</b>	<b>1,449</b>	<b>1,448</b>	



## SFY2016 Permanency Goal for Children in Out of Home Placement

### West Region

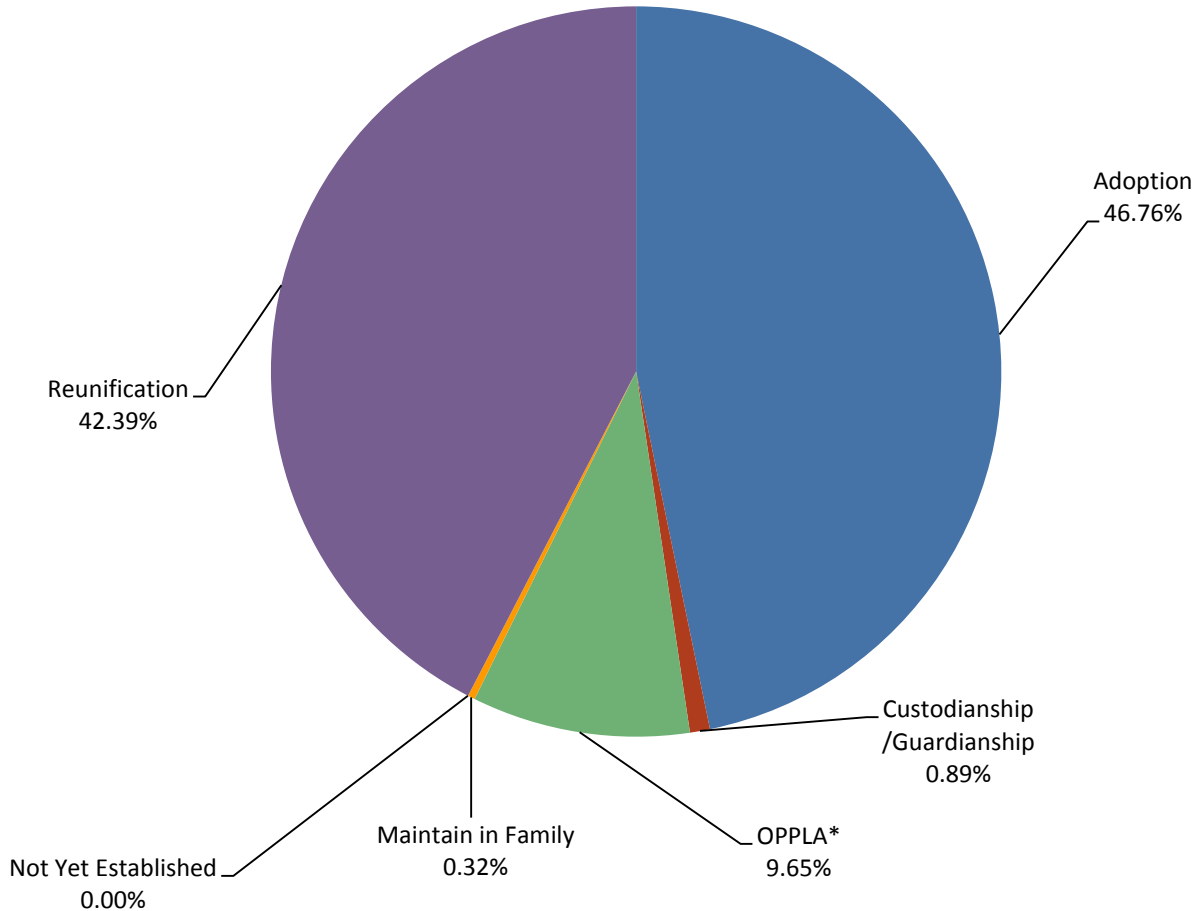
	<u>JUL</u>	<u>AUG</u>	<u>SEP</u>	<u>OCT</u>	<u>NOV</u>	<u>DEC</u>	<u>JAN</u>	<u>FEB</u>	<u>MAR</u>	<u>APR</u>	<u>MAY</u>	<u>JUN</u>	<u>Avg</u>
Adoption	520	547	562	578	573	570	595	597	614	631	623	611	585
Custodianship /Guardianship	36	40	40	53	52	41	37	30	27	25	32	30	37
OPPLA*	102	101	99	108	103	103	104	104	105	109	104	104	104
Maintain in Family	15	8	12	6	9	10	11	10	9	10	13	12	10
Not Yet Established	0	0	0	0	0	0	0	0	0	0	0	0	0
Reunification	1,086	1,042	1,059	1,048	1,056	1,026	1,013	1,030	1,000	990	977	995	1,027
<b>Total</b>	<b>1,759</b>	<b>1,738</b>	<b>1,772</b>	<b>1,793</b>	<b>1,793</b>	<b>1,750</b>	<b>1,760</b>	<b>1,771</b>	<b>1,755</b>	<b>1,765</b>	<b>1,749</b>	<b>1,752</b>	



## SFY2016 Permanency Goal for Children in Out of Home Placement

### Wichita Region

	<u>JUL</u>	<u>AUG</u>	<u>SEP</u>	<u>OCT</u>	<u>NOV</u>	<u>DEC</u>	<u>JAN</u>	<u>FEB</u>	<u>MAR</u>	<u>APR</u>	<u>MAY</u>	<u>JUN</u>	<u>Avg</u>
Adoption	624	660	655	666	634	630	631	644	668	677	667	658	651
Custodianship /Guardianship	15	20	20	18	13	11	10	9	9	9	9	5	12
OPPLA*	139	136	130	133	137	135	132	132	135	140	136	128	134
Maintain in Family	4	3	4	5	4	1	3	7	8	5	5	4	4
Not Yet Established	0	0	0	0	0	0	0	0	0	0	0	0	0
Reunification	638	576	596	567	560	554	564	572	582	607	639	629	590
<b>Total</b>	<b>1,420</b>	<b>1,395</b>	<b>1,405</b>	<b>1,389</b>	<b>1,348</b>	<b>1,331</b>	<b>1,340</b>	<b>1,364</b>	<b>1,402</b>	<b>1,438</b>	<b>1,456</b>	<b>1,424</b>	



\*Other planned permanent living arrangement (OPPLA). This is a permanency option only when other options such as reunification, adoption, or guardianship have been ruled out.

Data Source: FACTS