

FY 2012 Removals, Discharges and Out of Home Summary (FACTS)

8/1/2012

This report contains information on the number children removed into foster care in a given month, the number of children who discharged from foster care in a given month, and the number of children who are in a foster care placement outside of their home (OOH) on the last day of each month. Information is provided by DCF Region, Contract Region, and county.

By DCF Region	Type of Information	Jul	Aug	Sep	Oct	Nov	Dec	Jan	Feb	Mar	Apr	May	Jun	Fiscal year Total	Fiscal year Average
Kansas City Region	Removals	50	85	73	60	49	40	59	61	69	58	76	64	744	62
Kansas City Region	Discharges	43	31	61	63	76	68	49	36	45	35	63	69	639	53
Kansas City Region	OOH Last Day of the Month	1077	1107	1130	1134	1123	1081	1091	1113	1122	1149	1156	1169		1,121
East Region	Removals	67	92	97	82	92	77	84	111	81	105	86	83	1057	88
East Region	Discharges	68	78	73	79	128	128	77	97	62	62	82	92	1026	86
East Region	OOH Last Day of the Month	1462	1434	1452	1462	1432	1408	1414	1433	1432	1487	1483	1485		1,449
West Region	Removals	88	75	80	76	84	50	96	116	82	103	120	85	1055	88
West Region	Discharges	69	99	72	60	86	108	77	75	78	54	93	100	971	81
West Region	OOH Last Day of the Month	1323	1284	1298	1321	1334	1284	1302	1363	1344	1393	1397	1383		1,336
Wichita Region	Removals	46	80	72	79	52	66	53	48	49	83	79	60	767	64
Wichita Region	Discharges	64	64	72	55	118	76	49	63	59	67	66	58	811	68
Wichita Region	OOH Last Day of the Month	1298	1322	1316	1334	1276	1253	1257	1259	1221	1255	1266	1266		1,277
State	Removals	251	332	322	297	277	233	292	336	281	349	361	292	3623	302
State	Discharges	244	272	278	257	408	380	252	271	244	218	304	319	3447	287
State	OOH Last Day of the Month	5160	5147	5196	5251	5165	5026	5064	5168	5119	5284	5302	5303		5,182

By Contract Region

Region Number	Type of Information	Jul	Aug	Sep	Oct	Nov	Dec	Jan	Feb	Mar	Apr	May	Jun	Fiscal year Total	Fiscal year Average
Region 1	Removals	38	64	62	53	68	26	51	63	31	61	58	43	618	52
Region 1	Discharges	36	55	35	44	59	74	51	40	43	55	50	52	594	50
Region 1	OOH Last Day of the Month	791	811	832	841	851	794	806	814	797	812	812	806		814
Region 2	Removals	50	89	86	79	56	46	65	65	74	63	81	61	815	68
Region 2	Discharges	49	35	64	73	77	83	50	52	51	37	64	71	706	59
Region 2	OOH Last Day of the Month	1118	1146	1179	1203	1185	1144	1148	1164	1171	1202	1211	1220		1,174
Region 3	Removals	68	82	81	65	70	77	80	109	84	92	80	70	958	80
Region 3	Discharges	56	61	68	61	110	80	62	72	43	50	72	89	824	69
Region 3	OOH Last Day of the Month	1224	1215	1230	1244	1231	1231	1245	1292	1301	1345	1341	1329		1,269
Region 4	Removals	63	56	61	45	58	38	58	74	51	78	91	79	752	63
Region 4	Discharges	55	82	64	47	73	98	58	75	70	42	74	82	820	68
Region 4	OOH Last Day of the Month	1117	1061	1067	1064	1061	995	1003	1044	1015	1057	1062	1068		1,051
Region 5	Removals	32	41	32	55	25	46	38	25	41	55	51	39	480	40
Region 5	Discharges	48	39	47	32	89	45	31	32	37	34	44	25	503	42
Region 5	OOH Last Day of the Month	910	914	888	899	837	862	862	854	835	868	876	880		874

Data Sources:

Removals- from FACTS

Discharges- Discharges from FACTS

OOH Last Day of the Month- from FACTS

Information By County grouped in Contract Regions

County	Type of Information	Jul	Aug	Sep	Oct	Nov	Dec	Jan	Feb	Mar	Apr	May	Jun	Fiscal year Total	Fiscal year Average
AL ALLEN	Removals	2	3	3	1	5	0	8	4	0	1	0	3	30	3
AL ALLEN	Discharges	5	6	4	2	4	4	8	1	5	0	1	6	46	4
AL ALLEN	OOH Last Day of the Month	54	51	48	46	49	48	50	47	43	47	47	40		48
AN ANDERSON	Removals	0	3	1	1	0	0	1	0	0	0	0	0	6	2
AN ANDERSON	Discharges	0	0	0	1	0	0	0	0	1	0	1	0	3	1
AN ANDERSON	OOH Last Day of the Month	5	8	8	7	7	7	8	8	6	6	6	6		7
BB BOURBON	Removals	2	2	2	4	4	1	0	11	0	10	7	5	48	5
BB BOURBON	Discharges	4	9	2	1	3	5	0	2	0	5	5	1	37	4
BB BOURBON	OOH Last Day of the Month	44	47	47	48	48	48	45	54	51	55	58	63		51
BU BUTLER	Removals	0	18	14	10	11	9	7	10	6	12	11	5	113	10
BU BUTLER	Discharges	3	1	8	8	12	6	5	5	3	22	4	11	88	7
BU BUTLER	OOH Last Day of the Month	116	134	139	144	151	133	139	146	141	134	139	136		138
CS CHASE	Removals	0	0	0	0	0	0	0	0	0	0	0	0	0	0
CS CHASE	Discharges	0	0	0	0	0	0	0	0	0	0	0	0	0	0
CS CHASE	OOH Last Day of the Month	0	0	0	0	0	0	0	0	0	0	0	0		0
CQ CHAUTAUQUA	Removals	0	0	3	1	3	0	0	0	0	0	0	1	8	2
CQ CHAUTAUQUA	Discharges	0	0	1	1	1	4	0	0	2	0	0	0	9	2
CQ CHAUTAUQUA	OOH Last Day of the Month	7	7	10	10	9	6	6	6	7	7	5	6		7
CK CHEROKEE	Removals	7	2	7	2	1	0	0	5	0	7	6	4	41	5
CK CHEROKEE	Discharges	5	6	4	4	0	2	4	6	3	7	5	6	52	5
CK CHEROKEE	OOH Last Day of the Month	53	50	55	54	52	47	43	41	39	46	47	38		47
CF COFFEY	Removals	0	1	0	0	0	0	0	0	3	1	2	0	7	2
CF COFFEY	Discharges	0	0	0	2	2	0	2	1	0	0	2	0	9	2
CF COFFEY	OOH Last Day of the Month	11	12	12	10	10	9	9	9	12	13	12	10		11
CL COWLEY	Removals	5	1	4	7	3	0	1	4	1	3	2	1	32	3
CL COWLEY	Discharges	4	5	0	1	4	7	4	0	5	2	1	2	35	4
CL COWLEY	OOH Last Day of the Month	56	57	61	66	65	61	59	56	55	58	57	58		59
CR CRAWFORD	Removals	7	1	9	4	9	2	7	8	3	9	8	11	78	7
CR CRAWFORD	Discharges	6	5	5	10	6	3	9	8	10	5	10	4	81	7
CR CRAWFORD	OOH Last Day of the Month	104	97	97	88	88	86	87	89	86	94	96	105		93
EK ELK	Removals	0	5	0	0	5	4	0	0	0	1	0	0	15	4
EK ELK	Discharges	0	1	0	0	0	2	0	1	1	0	0	2	7	1
EK ELK	OOH Last Day of the Month	5	10	10	10	15	18	15	15	14	14	13	12		13
GW GREENWOOD	Removals	0	8	1	3	1	1	2	0	1	0	1	1	19	2
GW GREENWOOD	Discharges	1	2	0	1	0	0	0	1	1	1	3	3	13	2
GW GREENWOOD	OOH Last Day of the Month	19	23	25	27	28	28	30	30	29	27	24	23		26
LB LABETTE	Removals	5	6	5	4	6	5	4	5	5	2	3	3	53	4
LB LABETTE	Discharges	2	7	2	4	1	23	3	1	4	1	1	3	52	4
LB LABETTE	OOH Last Day of the Month	75	72	75	76	74	70	66	70	70	72	71	74		72
LN LINN	Removals	2	0	0	0	3	0	0	1	0	3	0	0	9	2
LN LINN	Discharges	1	1	1	0	0	2	2	2	0	1	3	1	14	2
LN LINN	OOH Last Day of the Month	16	15	14	14	15	11	11	9	9	8	7	7		11
LY LYON	Removals	2	7	5	10	5	3	4	7	3	2	9	0	57	5
LY LYON	Discharges	2	7	3	2	4	2	10	6	1	5	5	3	50	4
LY LYON	OOH Last Day of the Month	75	82	86	95	93	87	86	84	84	85	88	80		85

MN MARION	Removals	3	0	0	0	0	0	2	0	4	0	0	0	9	3
MN MARION	Discharges	1	1	0	0	2	2	1	0	2	1	3	0	13	2
MN MARION	OOH Last Day of the Month	11	11	10	10	9	9	8	10	12	9	8	8		10
MG MONTGOMERY	Removals	2	3	3	4	9	0	3	1	1	5	5	4	40	4
MG MONTGOMERY	Discharges	2	3	4	6	8	8	0	6	2	1	1	5	46	4
MG MONTGOMERY	OOH Last Day of the Month	74	73	69	71	76	69	75	73	69	68	66	67		71
MR MORRIS	Removals	0	0	3	0	0	0	3	0	1	0	0	1	8	2
MR MORRIS	Discharges	0	1	1	0	1	1	0	0	1	1	1	0	7	1
MR MORRIS	OOH Last Day of the Month	11	10	12	12	11	10	13	10	10	10	9	10		11
NO NEOSHO	Removals	0	4	0	0	2	1	6	7	3	2	4	2	31	3
NO NEOSHO	Discharges	0	0	0	1	8	1	0	0	2	1	3	2	18	3
NO NEOSHO	OOH Last Day of the Month	41	41	41	39	37	37	43	44	47	47	50	50		43
WL WILSON	Removals	0	0	0	2	0	0	3	0	0	0	0	0	5	3
WL WILSON	Discharges	0	0	0	0	0	2	1	0	0	0	0	0	3	2
WL WILSON	OOH Last Day of the Month	4	3	3	4	4	4	7	7	7	6	6	6		5
WO WOODSON	Removals	1	0	2	0	1	0	0	0	0	3	0	2	9	2
WO WOODSON	Discharges	0	0	0	0	3	0	2	0	0	2	1	3	11	2
WO WOODSON	OOH Last Day of the Month	10	8	10	10	10	6	6	6	6	6	3	7		7
DG DOUGLAS	Removals	8	2	3	10	2	9	7	3	8	4	11	11	78	7
DG DOUGLAS	Discharges	0	3	7	3	6	4	6	2	7	5	1	1	45	4
DG DOUGLAS	OOH Last Day of the Month	68	67	69	79	77	83	88	91	90	92	99	111		85
FR FRANKLIN	Removals	1	2	3	14	4	3	1	1	3	3	3	1	39	3
FR FRANKLIN	Discharges	5	1	3	6	2	9	1	8	1	6	0	2	44	4
FR FRANKLIN	OOH Last Day of the Month	46	47	47	60	56	56	53	48	49	51	54	50		51
JO JOHNSON	Removals	20	30	39	25	26	15	28	34	21	27	31	25	321	27
JO JOHNSON	Discharges	19	13	30	26	31	39	30	18	19	13	33	37	308	26
JO JOHNSON	OOH Last Day of the Month	498	505	512	514	506	482	484	490	477	496	498	503		497
LV LEAVENWORTH	Removals	3	18	6	6	5	6	18	11	4	2	15	7	101	8
LV LEAVENWORTH	Discharges	4	4	7	7	4	4	5	4	2	3	10	4	58	5
LV LEAVENWORTH	OOH Last Day of the Month	61	66	71	76	77	76	87	93	96	93	94	93		82
MI MIAMI	Removals	0	2	11	6	4	5	6	3	3	4	2	0	46	5
MI MIAMI	Discharges	1	4	1	4	2	7	0	8	5	0	2	0	34	4
MI MIAMI	OOH Last Day of the Month	29	26	37	41	42	44	42	40	38	40	41	39		38
WY WYANDOTTE	Removals	18	35	24	18	15	8	5	13	35	23	19	17	230	19
WY WYANDOTTE	Discharges	20	10	16	27	32	20	8	12	17	10	18	27	217	18
WY WYANDOTTE	OOH Last Day of the Month	416	435	443	433	427	403	394	402	421	430	425	424		421
AT ATCHISON	Removals	1	0	1	1	1	2	1	0	1	2	0	4	14	2
AT ATCHISON	Discharges	0	1	1	0	3	1	0	0	0	4	1	0	11	2
AT ATCHISON	OOH Last Day of the Month	34	34	35	32	36	37	38	37	38	38	40	38		36
BR BROWN	Removals	2	5	3	3	1	3	5	2	6	3	2	3	38	3
BR BROWN	Discharges	0	1	2	3	0	1	1	2	1	3	1	8	23	2
BR BROWN	OOH Last Day of the Month	46	49	51	52	52	44	45	46	47	50	52	54		49
CY CLAY	Removals	4	0	1	2	2	0	0	1	1	0	0	0	11	2
CY CLAY	Discharges	0	0	0	1	0	0	0	3	0	0	0	0	4	2
CY CLAY	OOH Last Day of the Month	13	13	14	16	17	15	16	14	15	15	14	14		15
CD CLOUD	Removals	1	4	0	1	2	0	2	0	0	1	0	4	15	2
CD CLOUD	Discharges	0	2	0	1	0	1	0	2	2	0	6	5	19	3
CD CLOUD	OOH Last Day of the Month	18	21	21	22	23	22	19	19	19	17	11	14		19

DK DICKINSON	Removals	0	0	3	1	5	3	3	4	2	0	1	1	23	3
DK DICKINSON	Discharges	2	2	0	1	1	4	2	1	0	0	1	1	15	2
DK DICKINSON	OOH Last Day of the Month	20	20	22	21	27	29	30	36	34	32	33	32		28
DP DONIPHAN	Removals	3	1	0	0	0	0	0	2	0	4	2	0	12	2
DP DONIPHAN	Discharges	1	1	1	0	0	1	1	0	0	1	0	0	6	1
DP DONIPHAN	OOH Last Day of the Month	13	13	12	12	12	11	10	12	12	14	14	17		13
EW ELLSWORTH	Removals	3	0	0	0	0	0	4	0	0	0	0	0	7	4
EW ELLSWORTH	Discharges	0	0	0	0	0	0	0	0	0	0	0	0	0	0
EW ELLSWORTH	OOH Last Day of the Month	9	9	9	12	12	12	10	10	10	13	12	11		11
GE GEARY	Removals	0	7	14	4	0	1	3	5	3	8	8	1	54	5
GE GEARY	Discharges	3	3	3	5	6	3	2	3	3	2	2	6	41	3
GE GEARY	OOH Last Day of the Month	34	39	49	48	43	42	43	43	41	48	52	47		44
JA JACKSON	Removals	4	3	0	2	0	0	2	1	1	4	1	2	20	2
JA JACKSON	Discharges	4	0	1	0	3	7	5	1	0	2	3	2	28	3
JA JACKSON	OOH Last Day of the Month	22	23	22	19	14	14	15	15	16	19	19	21		18
JF JEFFERSON	Removals	0	2	0	1	0	0	0	4	7	2	0	5	21	4
JF JEFFERSON	Discharges	3	2	2	0	3	0	1	0	2	0	0	1	14	2
JF JEFFERSON	OOH Last Day of the Month	25	25	19	20	20	20	17	20	25	27	27	31		23
JW JEWELL	Removals	0	2	0	0	0	0	0	0	0	0	0	0	2	2
JW JEWELL	Discharges	0	0	1	0	0	0	0	1	0	0	0	0	2	1
JW JEWELL	OOH Last Day of the Month	2	4	3	7	7	7	7	6	2	2	2	2		4
LC LINCOLN	Removals	0	0	0	5	0	0	3	6	0	0	0	0	14	5
LC LINCOLN	Discharges	3	1	1	0	0	0	0	0	0	0	0	0	5	2
LC LINCOLN	OOH Last Day of the Month	6	3	3	4	4	4	10	16	20	17	17	17		10
MS MARSHALL	Removals	2	0	3	2	0	0	0	1	0	0	0	0	8	2
MS MARSHALL	Discharges	0	1	0	1	1	3	3	2	1	2	0	1	15	2
MS MARSHALL	OOH Last Day of the Month	16	14	19	21	20	19	15	14	13	9	9	8		15
MC MITCHELL	Removals	6	1	0	0	2	5	5	2	1	4	5	3	34	3
MC MITCHELL	Discharges	3	1	6	0	2	0	2	0	2	0	1	3	20	3
MC MITCHELL	OOH Last Day of the Month	22	23	18	17	15	19	24	26	23	27	31	31		23
NM NEMAHA	Removals	1	0	0	0	0	2	1	4	0	0	0	0	8	2
NM NEMAHA	Discharges	1	0	1	0	1	1	0	2	0	0	0	0	6	1
NM NEMAHA	OOH Last Day of the Month	14	12	11	11	9	10	10	14	14	14	14	13		12
OS OSAGE	Removals	2	0	0	0	1	4	0	0	1	1	3	0	12	2
OS OSAGE	Discharges	1	0	0	3	0	0	1	0	2	3	0	1	11	2
OS OSAGE	OOH Last Day of the Month	11	9	9	8	7	11	11	10	11	11	12	11		10
OT OTTAWA	Removals	0	0	4	0	0	0	0	0	0	0	0	0	4	4
OT OTTAWA	Discharges	1	1	1	3	0	1	0	0	0	0	0	2	9	2
OT OTTAWA	OOH Last Day of the Month	10	6	10	10	10	8	8	7	7	7	6	5		8
PT POTTAWATOMIE	Removals	0	4	0	1	1	3	0	0	1	0	2	2	14	2
PT POTTAWATOMIE	Discharges	2	1	2	2	0	2	1	3	0	0	1	3	17	2
PT POTTAWATOMIE	OOH Last Day of the Month	6	10	10	10	10	11	10	8	7	9	10	10		9
RP REPUBLIC	Removals	0	0	0	0	1	0	0	0	4	0	3	0	8	3
RP REPUBLIC	Discharges	3	0	0	0	0	0	0	0	0	0	0	1	4	2
RP REPUBLIC	OOH Last Day of the Month	4	4	4	4	5	4	4	4	8	8	9	11		6
RL RILEY	Removals	2	3	1	1	4	0	7	5	0	7	9	2	41	4
RL RILEY	Discharges	3	8	1	3	7	4	5	4	3	2	2	5	47	4
RL RILEY	OOH Last Day of the Month	50	48	49	47	50	47	45	45	38	48	57	47		48

SA SALINE	Removals	13	2	9	9	12	6	7	21	12	15	8	8	122	10
SA SALINE	Discharges	1	6	8	9	2	8	6	4	6	9	12	7	78	7
SA SALINE	OOH Last Day of the Month	109	110	110	115	122	120	123	142	148	147	138	138		127
SN SHAWNEE	Removals	24	48	42	30	38	48	37	51	44	41	36	35	474	40
SN SHAWNEE	Discharges	25	30	37	28	80	43	32	44	21	22	42	43	447	37
SN SHAWNEE	OOH Last Day of the Month	734	720	724	729	709	718	728	741	746	766	755	750		735
WB WABAUNSEE	Removals	0	0	0	0	0	0	0	0	0	0	0	0	0	0
WB WABAUNSEE	Discharges	0	0	0	0	0	0	0	0	0	0	0	0	0	0
WB WABAUNSEE	OOH Last Day of the Month	2	2	2	2	2	2	2	2	2	2	2	2		2
WS WASHINGTON	Removals	0	0	0	2	0	0	0	0	0	0	0	0	2	2
WS WASHINGTON	Discharges	0	0	0	1	1	0	0	0	0	0	0	0	2	1
WS WASHINGTON	OOH Last Day of the Month	4	4	4	5	5	5	5	5	5	5	5	5		5
BA BARBER	Removals	0	0	0	0	0	0	0	0	0	0	0	2	2	2
BA BARBER	Discharges	0	0	0	0	2	2	2	1	2	2	0	0	11	2
BA BARBER	OOH Last Day of the Month	15	15	15	15	15	12	10	10	10	8	8	10		12
BT BARTON	Removals	11	1	11	9	6	1	13	11	3	11	7	13	97	8
BT BARTON	Discharges	5	12	7	3	8	5	12	16	4	4	14	10	100	8
BT BARTON	OOH Last Day of the Month	149	130	133	137	134	129	138	140	139	151	147	147		140
CN CHEYENNE	Removals	0	0	0	0	0	0	0	0	0	0	0	1	1	1
CN CHEYENNE	Discharges	0	0	0	0	0	0	0	0	0	0	0	0	0	0
CN CHEYENNE	OOH Last Day of the Month	4	4	4	4	4	4	4	4	4	4	4	5		4
CA CLARK	Removals	0	0	0	0	0	0	0	0	5	0	0	0	5	5
CA CLARK	Discharges	0	0	0	0	0	0	0	0	1	0	0	0	1	1
CA CLARK	OOH Last Day of the Month	1	1	1	1	1	1	1	1	5	5	5	5		2
CM COMANCHE	Removals	0	0	0	0	0	0	0	1	0	0	0	0	1	1
CM COMANCHE	Discharges	1	0	0	0	0	0	0	0	0	0	0	0	1	1
CM COMANCHE	OOH Last Day of the Month	2	2	1	1	1	1	1	2	2	2	2	2		2
DC DECATUR	Removals	0	0	0	0	0	0	0	0	0	0	0	0	0	0
DC DECATUR	Discharges	0	0	0	0	0	0	0	0	1	0	0	0	1	1
DC DECATUR	OOH Last Day of the Month	6	6	3	3	3	3	3	3	3	3	3	3		4
ED EDWARDS	Removals	0	0	0	0	0	0	0	0	0	0	0	0	0	0
ED EDWARDS	Discharges	1	0	0	1	0	0	0	0	0	0	0	0	2	1
ED EDWARDS	OOH Last Day of the Month	1	1	1	1	1	1	1	1	1	1	1	1		1
EL ELLIS	Removals	10	1	5	7	7	6	0	5	2	0	3	3	49	5
EL ELLIS	Discharges	4	4	0	0	10	8	1	3	3	5	8	2	48	5
EL ELLIS	OOH Last Day of the Month	48	36	44	48	53	54	51	51	50	48	47	50		48
FI FINNEY	Removals	8	3	5	3	3	6	7	5	12	5	17	6	80	7
FI FINNEY	Discharges	6	5	2	1	1	10	2	10	3	3	5	11	59	5
FI FINNEY	OOH Last Day of the Month	93	91	96	97	98	90	95	96	98	100	105	105		97
FO FORD	Removals	0	5	1	2	12	4	3	8	4	7	8	7	61	6
FO FORD	Discharges	1	2	5	5	4	5	2	3	2	1	4	1	35	3
FO FORD	OOH Last Day of the Month	45	44	42	43	51	51	52	58	57	62	60	66		53
GO GOVE	Removals	0	0	0	0	0	0	1	0	0	0	0	0	1	1
GO GOVE	Discharges	0	0	0	0	1	0	0	0	0	0	0	0	1	1
GO GOVE	OOH Last Day of the Month	1	1	1	1	0	0	1	1	1	3	3	1		1
GH GRAHAM	Removals	0	1	0	0	0	0	0	0	0	0	0	0	1	1
GH GRAHAM	Discharges	1	0	0	0	0	0	0	0	0	0	0	0	1	1
GH GRAHAM	OOH Last Day of the Month	5	1	3	3	3	1	1	1	0	0	0	0		2

GT GRANT	Removals	1	0	0	0	0	1	1	2	0	0	0	0	5	1
GT GRANT	Discharges	0	1	0	0	1	3	0	0	0	0	0	0	5	2
GT GRANT	OOH Last Day of the Month	7	7	7	7	7	5	6	8	8	8	8	8		7
GY GRAY	Removals	0	0	0	0	0	0	0	1	0	1	1	0	3	1
GY GRAY	Discharges	0	0	0	0	0	0	0	0	0	0	0	0	0	0
GY GRAY	OOH Last Day of the Month	2	2	2	0	0	0	0	1	1	2	3	3		2
GL GREELEY	Removals	0	2	0	0	3	0	0	0	0	0	0	0	5	3
GL GREELEY	Discharges	0	0	0	0	0	0	0	0	0	2	0	0	2	2
GL GREELEY	OOH Last Day of the Month	2	3	3	3	5	5	5	3	3	2	2	3		3
HM HAMILTON	Removals	0	0	0	0	0	0	1	0	0	1	0	0	2	1
HM HAMILTON	Discharges	1	0	0	0	0	0	0	0	0	0	0	0	1	1
HM HAMILTON	OOH Last Day of the Month	0	0	0	0	0	0	0	0	1	2	2	2		2
HP HARPER	Removals	1	1	2	1	3	0	0	0	0	2	0	0	10	2
HP HARPER	Discharges	1	1	0	1	0	0	0	0	0	0	0	1	4	1
HP HARPER	OOH Last Day of the Month	9	9	11	14	17	14	15	15	14	18	18	16		14
HV HARVEY	Removals	0	1	1	5	3	5	0	2	4	4	3	4	32	3
HV HARVEY	Discharges	5	3	3	1	2	5	1	1	5	6	5	1	38	3
HV HARVEY	OOH Last Day of the Month	65	64	61	66	66	70	68	69	67	66	67	69		67
HS HASKELL	Removals	0	0	0	0	0	0	0	0	1	0	1	0	2	1
HS HASKELL	Discharges	0	0	0	0	0	0	0	0	0	0	0	0	0	0
HS HASKELL	OOH Last Day of the Month	3	3	3	3	3	3	3	3	4	4	5	5		4
HG HODGEMAN	Removals	0	0	0	0	0	0	0	1	0	3	0	0	4	2
HG HODGEMAN	Discharges	0	0	0	0	0	0	0	0	0	0	0	0	0	0
HG HODGEMAN	OOH Last Day of the Month	1	1	1	1	1	1	1	2	2	5	5	5		2
KE KEARNEY	Removals	0	0	1	0	1	0	0	0	0	0	3	0	5	2
KE KEARNEY	Discharges	0	1	0	0	0	2	0	3	0	0	1	4	11	2
KE KEARNEY	OOH Last Day of the Month	12	9	8	8	9	9	9	10	10	10	7	8		9
KM KINGMAN	Removals	1	0	2	0	0	3	1	1	0	1	0	1	10	1
KM KINGMAN	Discharges	0	2	2	3	0	1	0	0	1	0	1	2	12	2
KM KINGMAN	OOH Last Day of the Month	15	13	13	13	12	14	14	16	14	15	14	14		14
KW KIOWA	Removals	0	0	0	0	0	0	0	0	0	0	0	2	2	2
KW KIOWA	Discharges	0	0	0	0	1	0	0	0	0	0	0	0	1	1
KW KIOWA	OOH Last Day of the Month	0	0	0	0	0	0	0	0	0	0	0	2		2
LE LANE	Removals	1	0	0	2	0	0	0	0	0	0	0	0	3	2
LE LANE	Discharges	0	1	0	0	1	0	3	0	1	0	0	0	6	2
LE LANE	OOH Last Day of the Month	10	10	10	12	12	8	8	8	8	8	8	8		9
LG LOGAN	Removals	0	0	0	0	0	0	0	0	1	0	0	0	1	1
LG LOGAN	Discharges	0	0	0	0	0	0	0	0	0	0	0	0	0	0
LG LOGAN	OOH Last Day of the Month	2	2	1	1	1	1	1	1	2	2	2	2		2
MP MCPHERSON	Removals	2	3	1	0	1	0	5	1	0	0	6	4	23	3
MP MCPHERSON	Discharges	1	2	1	3	0	0	2	1	2	0	3	4	19	2
MP MCPHERSON	OOH Last Day of the Month	20	17	16	14	13	15	17	18	16	16	19	19		17
ME MEADE	Removals	0	1	0	0	1	0	0	3	0	0	0	0	5	2
ME MEADE	Discharges	0	1	0	1	0	0	0	0	2	1	0	0	5	1
ME MEADE	OOH Last Day of the Month	4	5	5	5	6	6	4	7	7	6	5	5		5
MT MORTON	Removals	0	0	0	0	0	0	1	0	1	0	0	0	2	1
MT MORTON	Discharges	0	0	0	0	0	0	2	0	0	0	0	0	2	2
MT MORTON	OOH Last Day of the Month	5	5	5	5	5	5	4	4	5	5	5	5		5

NS NESS	Removals	0	0	0	0	0	0	0	0	0	0	0	0	0	0
NS NESS	Discharges	0	0	0	0	0	0	0	0	0	0	0	0	0	0
NS NESS	OOH Last Day of the Month	0	0	0	0	0	0	0	0	0	0	0	0	0	0
NT NORTON	Removals	3	0	1	0	0	0	0	0	0	0	1	0	5	2
NT NORTON	Discharges	0	0	0	0	0	0	0	0	2	0	1	0	3	2
NT NORTON	OOH Last Day of the Month	6	6	7	7	7	7	7	7	5	5	5	5	0	6
OB OSBORNE	Removals	0	0	0	0	0	0	0	0	0	0	0	0	0	0
OB OSBORNE	Discharges	0	1	0	0	0	0	0	1	1	0	0	0	3	1
OB OSBORNE	OOH Last Day of the Month	3	2	2	2	2	1	1	0	0	0	0	0	0	2
PN PAWNEE	Removals	0	0	0	2	3	0	0	1	4	4	3	1	18	3
PN PAWNEE	Discharges	2	0	1	1	0	1	1	1	1	0	1	3	12	1
PN PAWNEE	OOH Last Day of the Month	34	34	33	35	38	36	35	36	40	36	39	36	0	36
PL PHILLIPS	Removals	0	0	1	0	0	0	0	0	0	0	0	0	1	1
PL PHILLIPS	Discharges	0	0	0	0	0	2	2	0	0	0	0	0	4	2
PL PHILLIPS	OOH Last Day of the Month	6	6	7	6	5	4	3	3	4	3	3	3	0	4
PR PRATT	Removals	0	0	0	1	0	0	2	3	0	0	7	0	13	3
PR PRATT	Discharges	2	1	1	1	1	1	3	2	4	2	4	4	26	2
PR PRATT	OOH Last Day of the Month	24	22	23	22	19	19	23	26	22	21	23	17	0	22
RA RAWLINS	Removals	0	0	0	0	0	0	0	0	0	0	0	0	0	0
RA RAWLINS	Discharges	0	0	0	0	0	0	0	0	0	0	0	1	1	1
RA RAWLINS	OOH Last Day of the Month	2	2	2	2	2	2	2	2	1	1	1	0	0	2
RN RENO	Removals	5	9	7	6	1	1	11	22	6	14	12	15	109	9
RN RENO	Discharges	4	13	18	8	23	29	8	4	16	8	10	19	160	13
RN RENO	OOH Last Day of the Month	258	248	239	226	216	196	196	212	198	204	204	197	0	216
RC RICE	Removals	3	3	0	3	3	1	0	0	1	7	0	1	22	3
RC RICE	Discharges	2	3	0	3	1	0	4	2	2	0	0	2	19	2
RC RICE	OOH Last Day of the Month	34	32	32	34	36	37	33	31	32	39	37	36	0	34
RO ROOKS	Removals	2	0	0	0	0	0	1	0	1	0	0	0	4	1
RO ROOKS	Discharges	0	0	0	0	0	0	0	0	0	0	0	0	0	0
RO ROOKS	OOH Last Day of the Month	2	2	2	2	2	2	3	3	3	4	3	3	0	3
RH RUSH	Removals	1	0	0	0	0	0	0	0	0	0	0	0	1	1
RH RUSH	Discharges	0	0	0	0	0	0	0	1	0	0	0	0	1	1
RH RUSH	OOH Last Day of the Month	5	5	5	5	5	5	5	5	5	7	6	6	0	5
RS RUSSELL	Removals	1	6	1	0	0	3	1	0	0	3	3	0	18	3
RS RUSSELL	Discharges	0	3	0	0	0	0	4	1	0	1	4	0	13	3
RS RUSSELL	OOH Last Day of the Month	8	12	13	13	13	11	8	8	8	10	10	10	0	10
SC SCOTT	Removals	0	3	0	0	0	0	0	0	0	0	0	1	4	2
SC SCOTT	Discharges	3	3	0	0	0	0	0	0	0	0	0	1	7	2
SC SCOTT	OOH Last Day of the Month	9	9	9	9	9	9	10	10	9	9	9	9	0	9
SW SEWARD	Removals	3	0	0	0	3	0	2	0	2	1	3	0	14	2
SW SEWARD	Discharges	8	4	1	2	3	5	4	1	10	1	2	0	41	4
SW SEWARD	OOH Last Day of the Month	38	34	33	32	33	31	30	31	23	23	24	23	0	30
SD SHERIDAN	Removals	0	0	0	0	0	0	0	0	0	0	0	0	0	0
SD SHERIDAN	Discharges	0	1	0	0	0	1	0	0	0	0	0	0	2	1
SD SHERIDAN	OOH Last Day of the Month	2	1	1	1	1	1	1	1	1	1	0	0	0	1
SH SHERMAN	Removals	0	0	2	0	0	0	3	2	3	3	1	0	14	2
SH SHERMAN	Discharges	1	0	3	0	0	0	0	1	1	0	0	0	6	2
SH SHERMAN	OOH Last Day of the Month	0	0	2	3	1	1	3	5	6	9	12	11	0	5

SM SMITH	Removals	0	0	0	0	0	0	1	0	0	0	0	0	1	1
SM SMITH	Discharges	0	0	0	1	0	0	0	0	0	2	0	1	4	1
SM SMITH	OOH Last Day of the Month	4	4	4	4	4	4	5	5	5	3	3	3		4
SF STAFFORD	Removals	0	0	0	0	4	3	0	0	1	1	0	0	9	2
SF STAFFORD	Discharges	0	1	0	0	0	0	0	0	1	0	0	0	2	1
SF STAFFORD	OOH Last Day of the Month	6	6	6	6	10	13	13	13	13	14	13	13		11
ST STANTON	Removals	0	0	0	2	0	0	0	0	0	0	0	0	2	2
ST STANTON	Discharges	0	0	0	0	0	1	0	0	0	0	0	0	1	1
ST STANTON	OOH Last Day of the Month	3	3	3	5	5	5	5	5	5	5	4	4		4
SV STEVENS	Removals	0	5	0	0	0	0	0	0	0	0	0	0	5	5
SV STEVENS	Discharges	0	0	0	0	0	0	0	0	0	0	0	5	5	5
SV STEVENS	OOH Last Day of the Month	0	5	5	5	5	5	5	5	1	0	0	0		5
SU SUMNER	Removals	7	6	17	2	4	3	2	5	0	9	7	11	73	7
SU SUMNER	Discharges	5	12	14	8	10	12	4	21	5	4	9	8	112	9
SU SUMNER	OOH Last Day of the Month	129	125	131	124	117	92	90	91	87	92	94	100		106
TH THOMAS	Removals	3	5	3	0	0	1	2	0	0	0	5	1	20	3
TH THOMAS	Discharges	0	2	6	4	4	5	1	2	0	0	0	0	24	3
TH THOMAS	OOH Last Day of the Month	13	17	15	12	7	8	9	9	9	8	13	14		11
TR TREGO	Removals	0	0	0	0	0	0	0	0	0	1	0	3	4	2
TR TREGO	Discharges	0	0	0	0	0	0	0	0	0	0	2	0	2	2
TR TREGO	OOH Last Day of the Month	2	2	2	2	2	2	2	2	2	3	2	4		2
WA WALLACE	Removals	0	0	0	0	0	0	0	0	0	0	0	0	0	0
WA WALLACE	Discharges	0	0	0	0	0	0	0	0	0	0	0	0	0	0
WA WALLACE	OOH Last Day of the Month	0	0	0	0	0	0	0	0	0	0	0	0		0
WH WICHITA	Removals	0	0	0	0	0	0	0	0	0	0	0	3	3	3
WH WICHITA	Discharges	1	3	0	0	0	0	0	0	0	0	0	2	6	2
WH WICHITA	OOH Last Day of the Month	2	2	1	1	1	1	1	1	4	4	2	5		2
SG SEDGWICK	Removals	32	41	32	55	25	46	38	25	41	55	51	39	480	40
SG SEDGWICK	Discharges	48	39	47	32	89	45	31	32	37	34	44	25	503	42
SG SEDGWICK	OOH Last Day of the Month	910	914	888	899	837	862	862	854	835	868	876	880		874

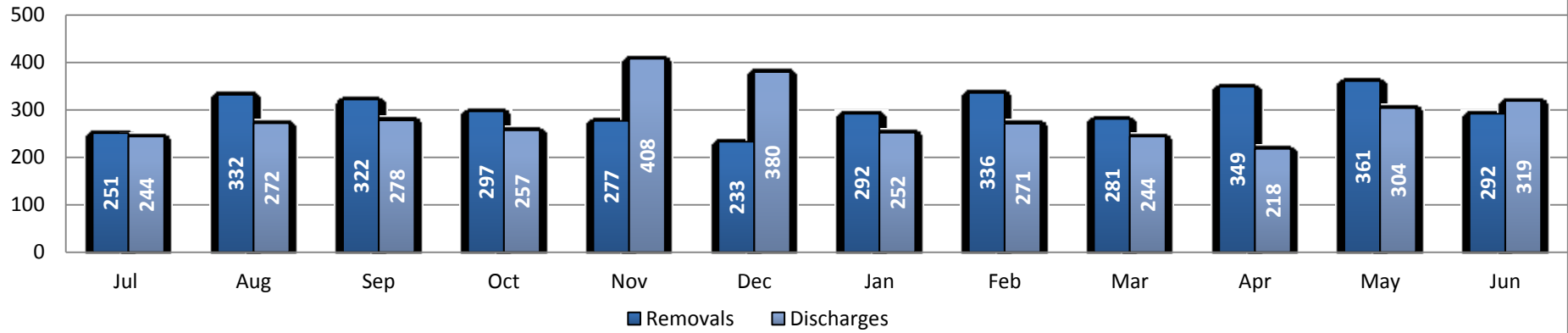
Data Sources:

Removals- from FACTS

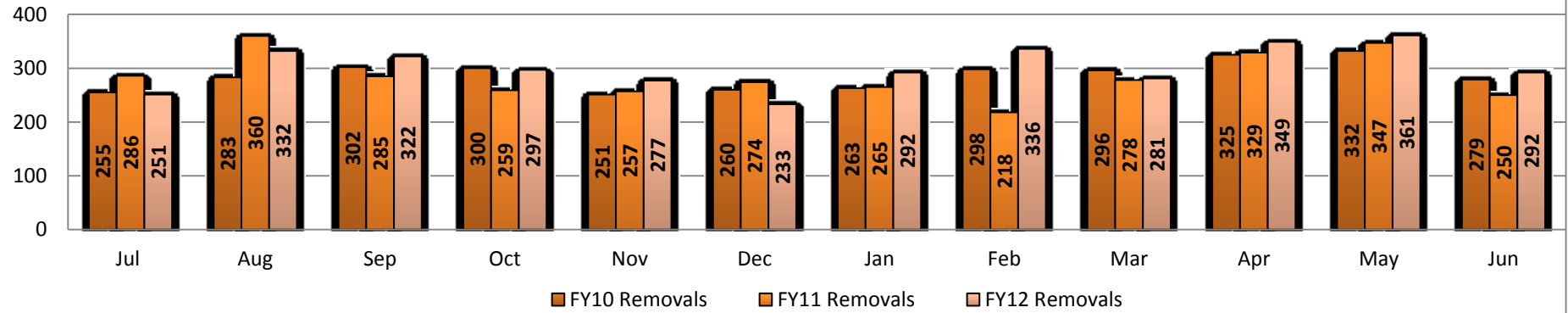
Discharges- from FACTS

OOH Last Day of the Month- from FACTS

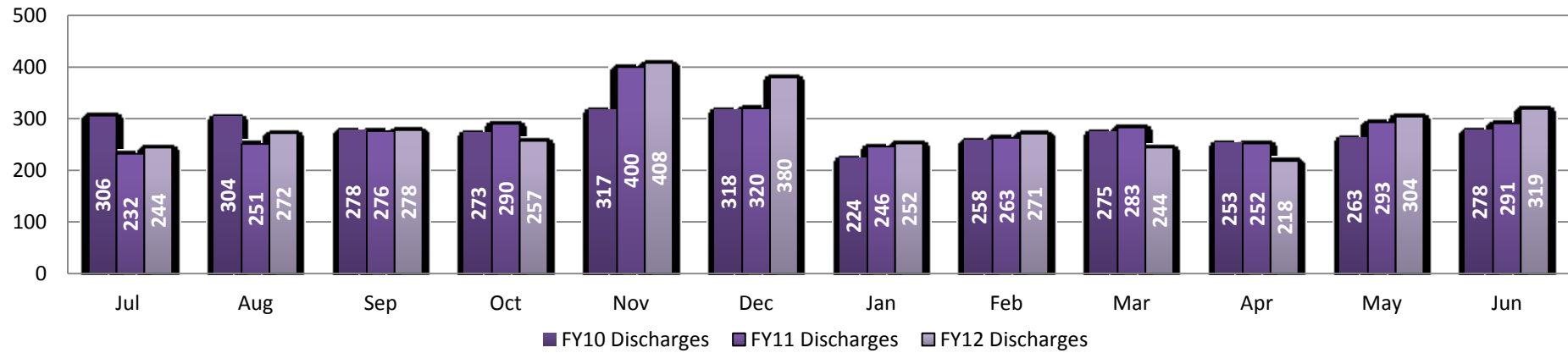
Statewide FY12 Removals and Discharges



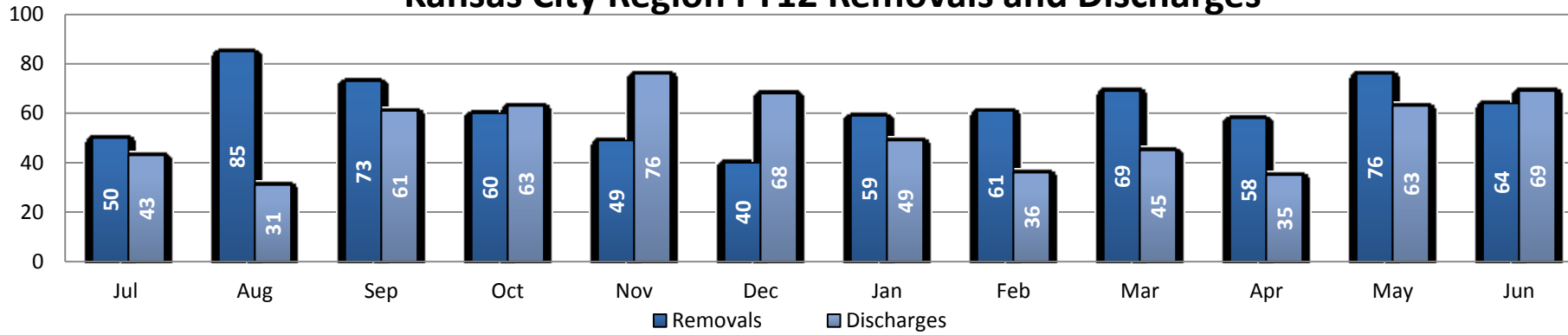
Statewide Removals FY10 -FY12 Comparison



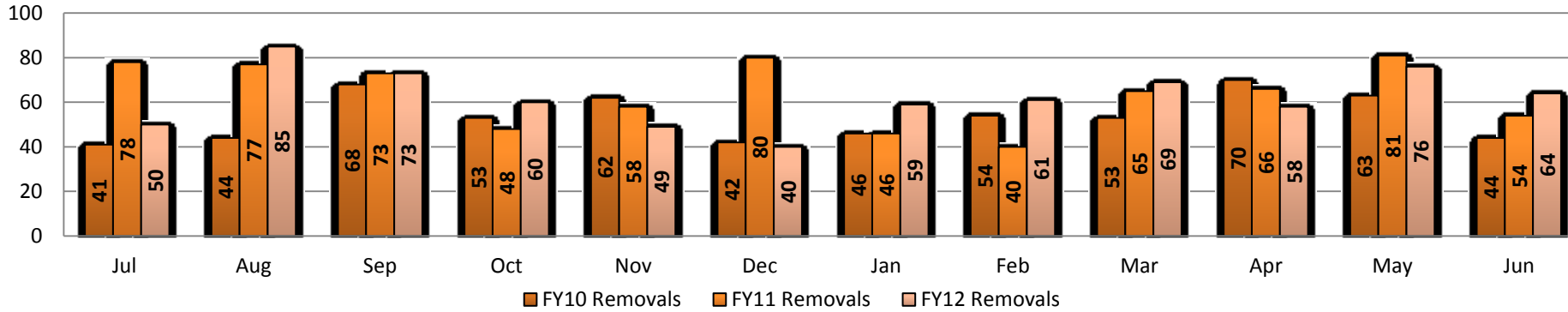
Statewide Discharges FY10- FY12 Comparison



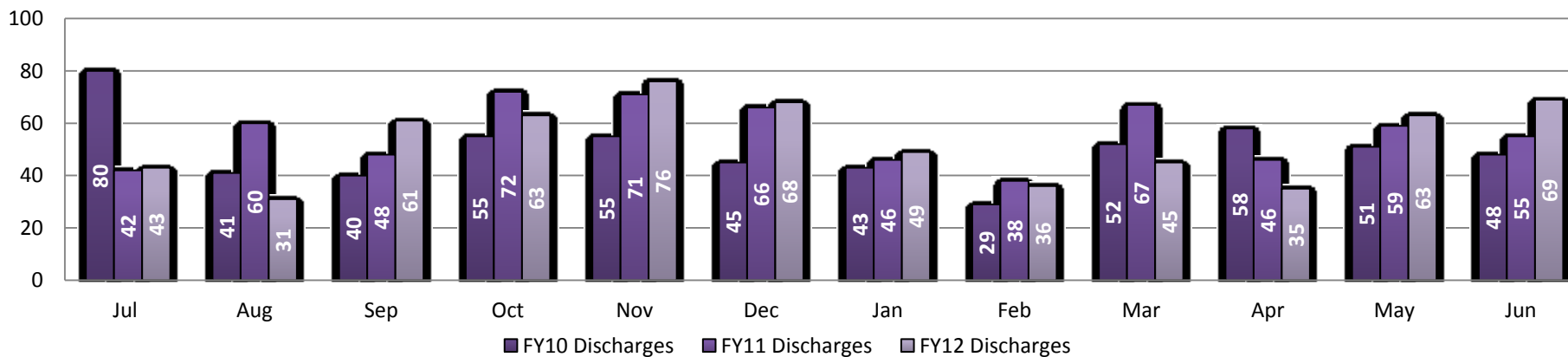
Kansas City Region FY12 Removals and Discharges



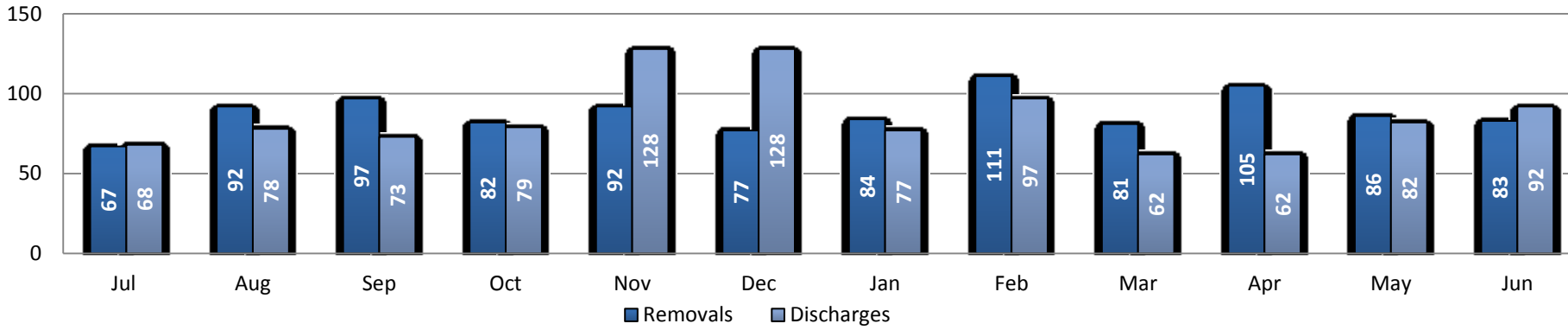
Kansas City Region Removals FY10- FY12 Comparison



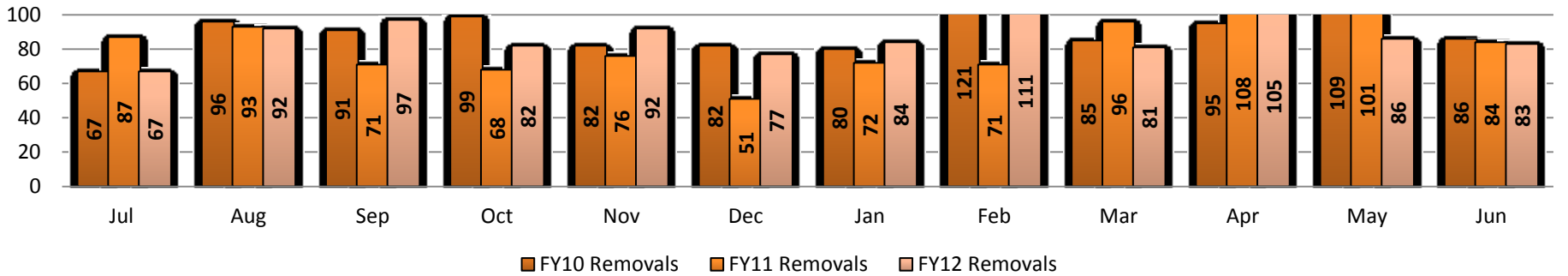
Kansas City Region Discharges FY10- FY12 Comparison



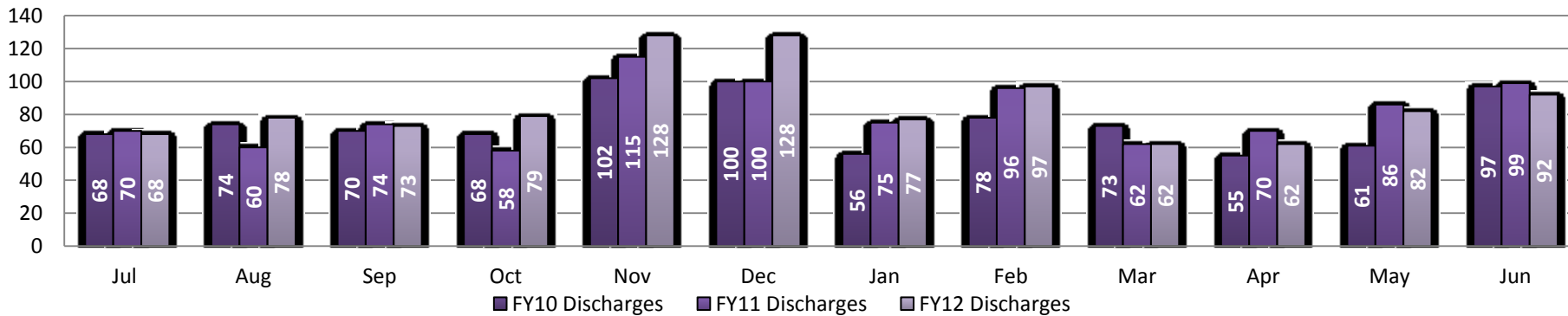
East Region FY12 Removals and Discharges



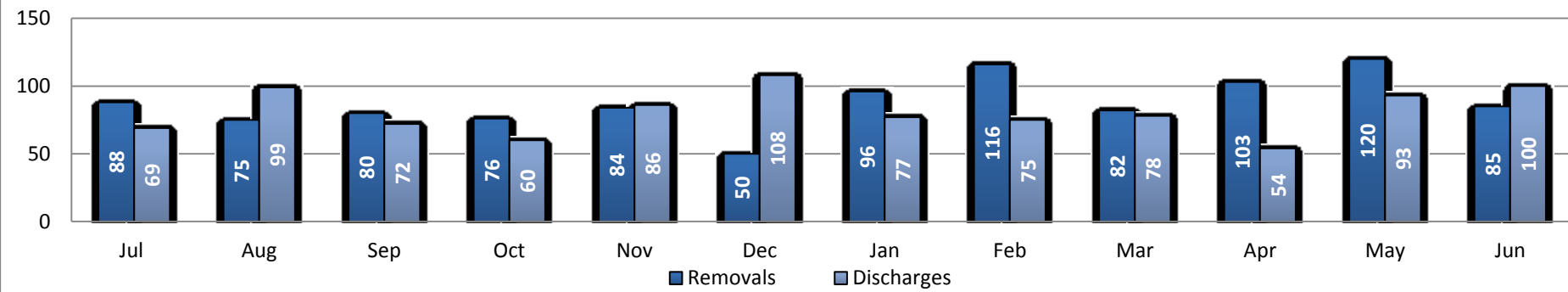
East Region New Removals FY10- FY12 Comparison



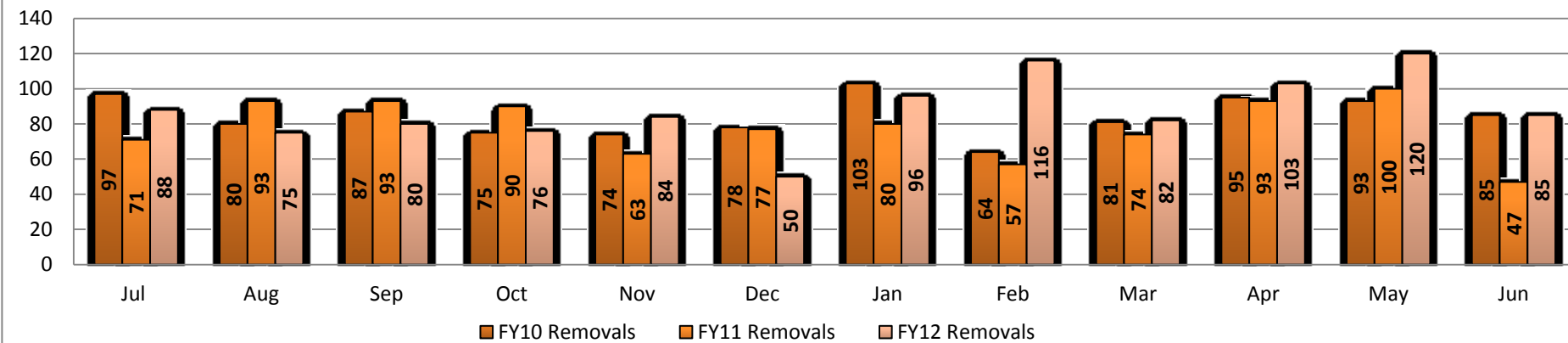
East Region Discharges FY10- FY12 Comparison



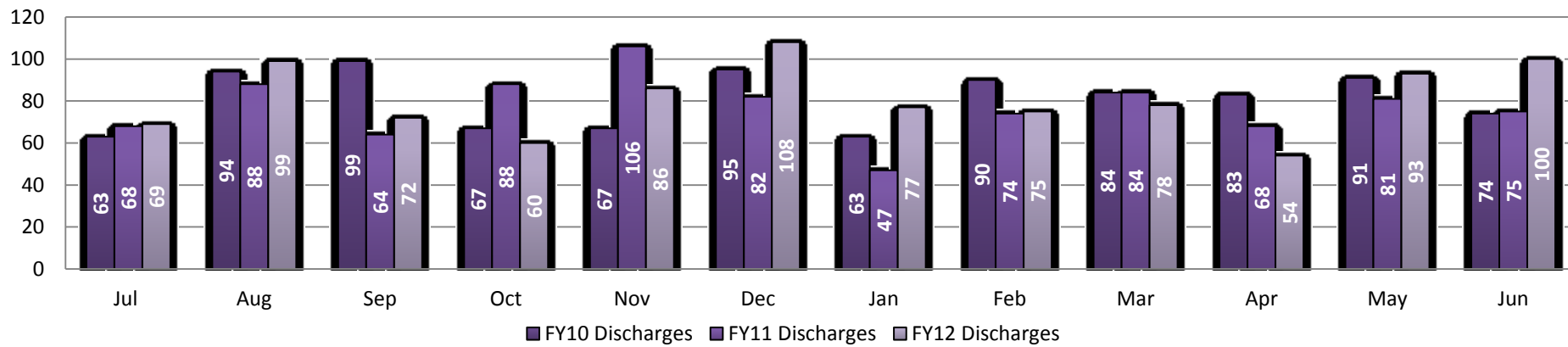
West Region FY12 Removals and Discharges



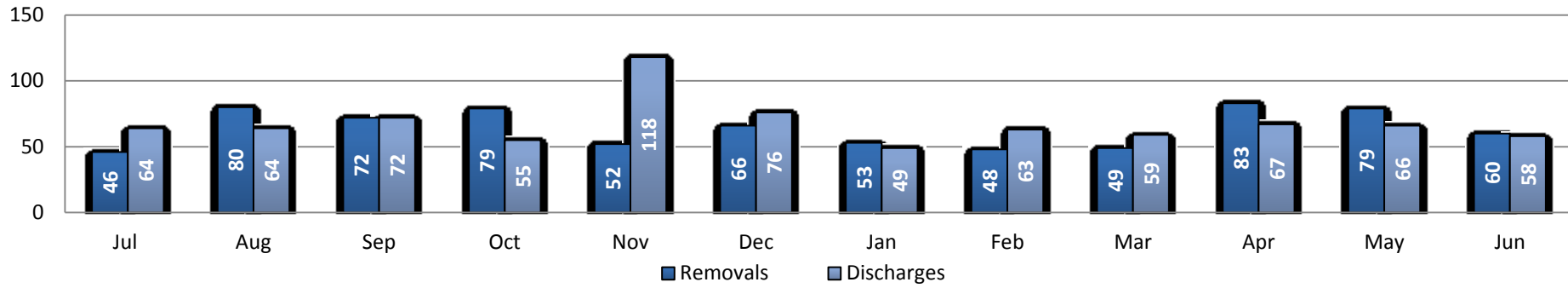
West Region Removals FY10- FY12 Comparison



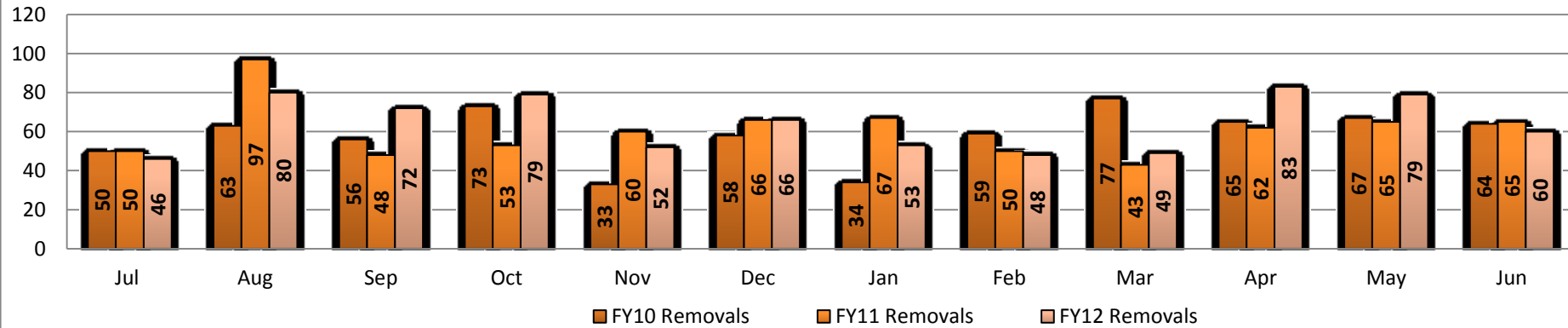
West Region Discharges FY10- FY12 Comparison



Wichita Region FY12 Removals and Discharges



Wichita Region Removals FY10- FY12 Comparison



Wichita Region Discharges FY10- FY12 Comparison

