

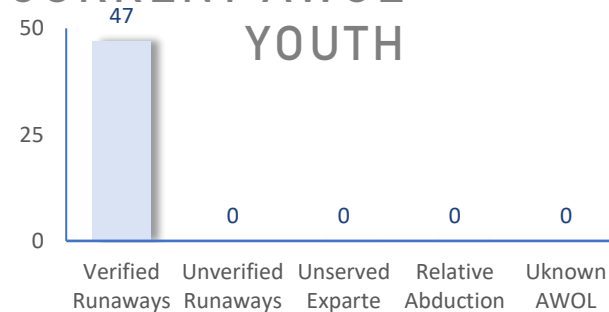
The following statistics show the status and demographics of absent Kansas foster youth and track DCF's successful recovery efforts.

RECOVERED YOUTH

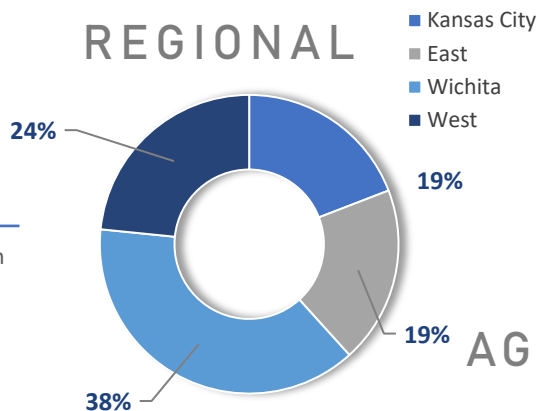


*A youth may be recovered more than once per month.

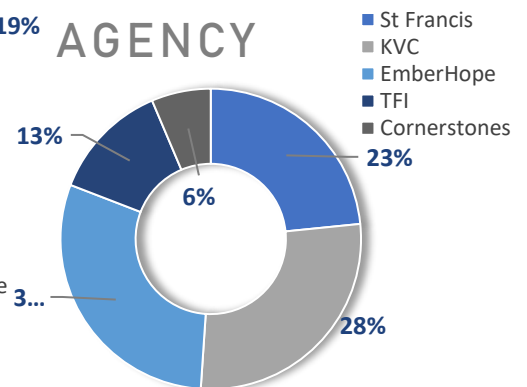
CURRENT AWOL YOUTH



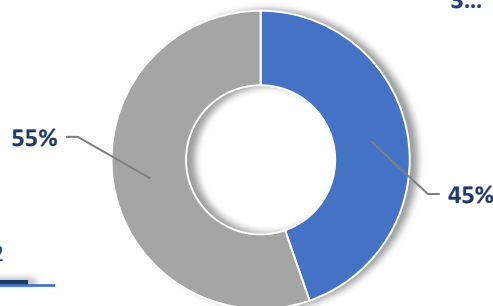
REGIONAL



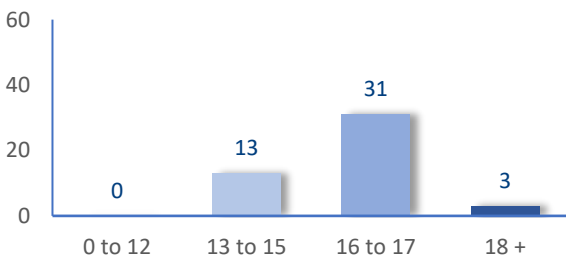
AGENCY



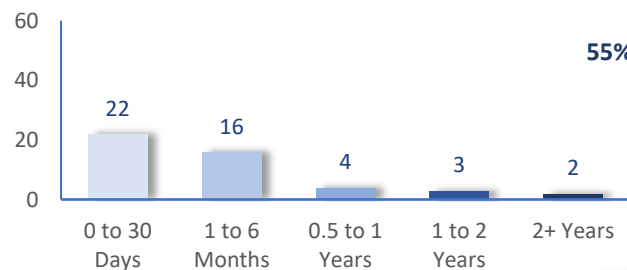
GENDER



AGE



TIME



DAILY AWOL YOUTH

2024

August		September		October		November	
DATE	# AWOL	DATE	# AWOL	DATE	# AWOL	DATE	# AWOL
1	44	2	44	1	39	1	46
2	42	3	44	2	38	4	48
5	38	4	38	3	36	5	48
6	37	5	36	4	36	6	47
7	43	6	37	7	39	7	47
8	45	9	38	8	38	8	47
9	44	10	41	9	38	12	47
12	40	11	38	10	38	13	
13	40	12	41	11	39	14	
14	40	13	41	14	39	15	
15	40	16	41	15	41	18	
16	40	17	41	16	42	19	
19	40	18	42	17	43	20	
20	40	19	46	18	42	21	
21	41	20	41	21	46	22	
22	41	23	40	22	44	25	
23	43	24	40	23	43	26	
26	42	25	38	24	41	27	
27	42	26	37	25	42		
28	44	27	35	28	45		
29	44	30	37	29	45		
30	44			30	48		
				31	46		