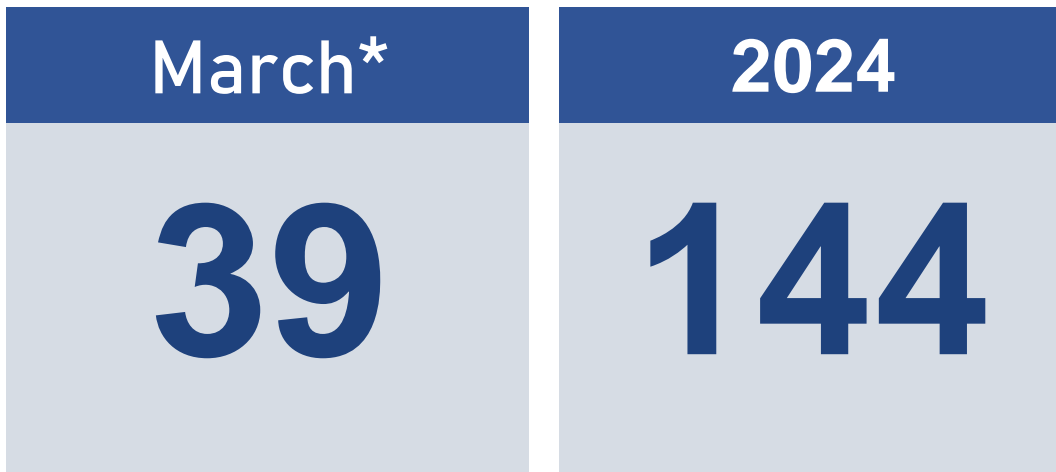


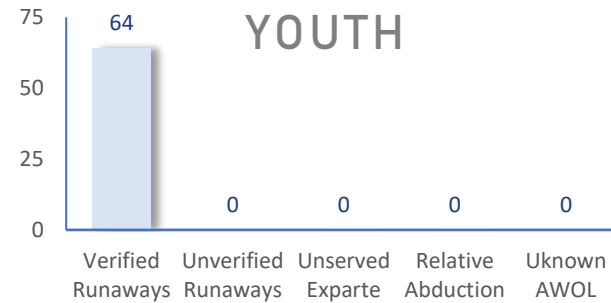
The following statistics show the status and demographics of absent Kansas foster youth and track DCF's successful recovery efforts.

RECOVERED YOUTH

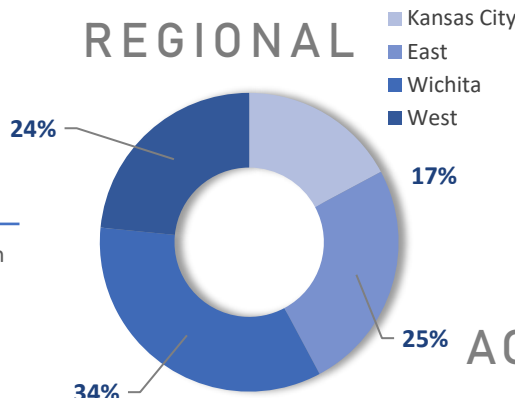


*A youth may be recovered more than once per month.

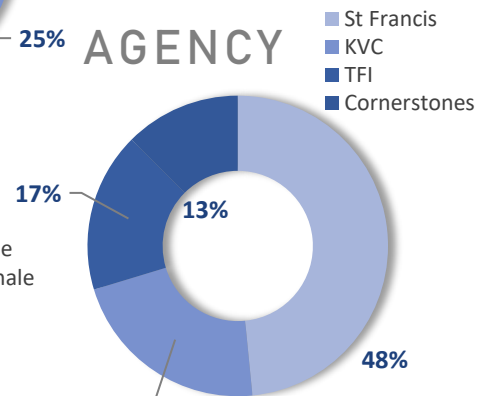
CURRENT AWOL YOUTH



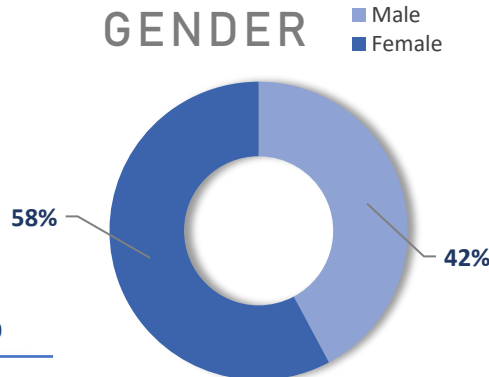
REGIONAL



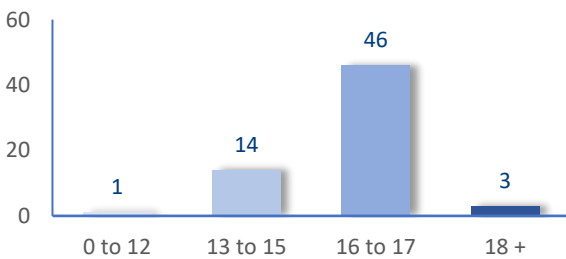
AGENCY



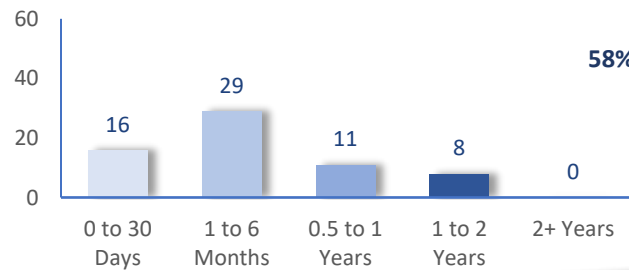
GENDER



AGE



TIME



DAILY AWOL YOUTH

2024

| January | | February | | March | | April | |
|---------|--------|----------|--------|-------|--------|-------|--------|
| DATE | # AWOL | DATE | # AWOL | DATE | # AWOL | DATE | # AWOL |
| 2 | 79 | 1 | 72 | 1 | 70 | 2 | |
| 3 | 76 | 2 | 70 | 4 | 68 | 3 | |
| 4 | 78 | 5 | 67 | 5 | 68 | 4 | |
| 5 | 76 | 6 | 66 | 6 | 64 | 5 | |
| 8 | 79 | 7 | 65 | 7 | 64 | 8 | |
| 9 | 79 | 8 | 65 | 8 | 64 | 9 | |
| 10 | 73 | 9 | 66 | 11 | 68 | 10 | |
| 11 | 72 | 12 | 66 | 12 | 68 | 11 | |
| 12 | 69 | 13 | 66 | 13 | 67 | 12 | |
| 16 | 71 | 14 | 66 | 14 | 66 | 16 | |
| 17 | 73 | 15 | 63 | 15 | 67 | 17 | |
| 18 | 68 | 16 | 65 | 18 | 68 | 18 | |
| 19 | | 19 | 63 | 19 | 68 | 19 | |
| 22 | | 20 | 66 | 20 | 67 | 22 | |
| 23 | | 21 | 64 | 21 | 68 | 23 | |
| 24 | | 22 | 67 | 22 | 67 | 24 | |
| 25 | | 23 | 66 | 25 | 64 | 25 | |
| 26 | | 26 | 67 | 26 | 64 | 26 | |
| 29 | 70 | 27 | 70 | 27 | | 29 | |
| 30 | 69 | 28 | 69 | 28 | | 30 | |
| 31 | 71 | 29 | 72 | 29 | | 31 | |