

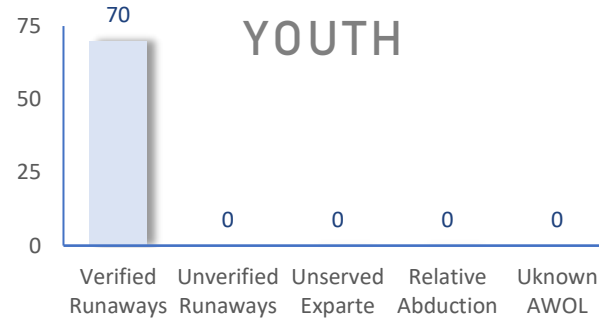
The following statistics show the status and demographics of absent Kansas foster youth and track DCF's successful recovery efforts.

## RECOVERED YOUTH

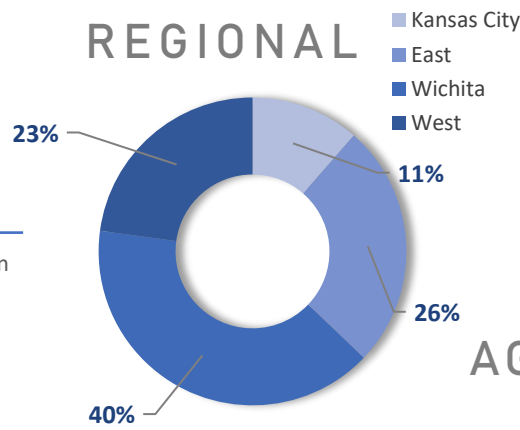


\*A youth may be recovered more than once per month.

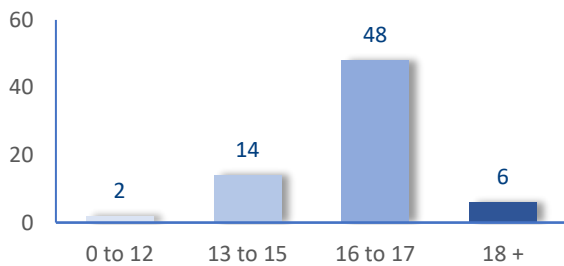
## CURRENT AWOL YOUTH



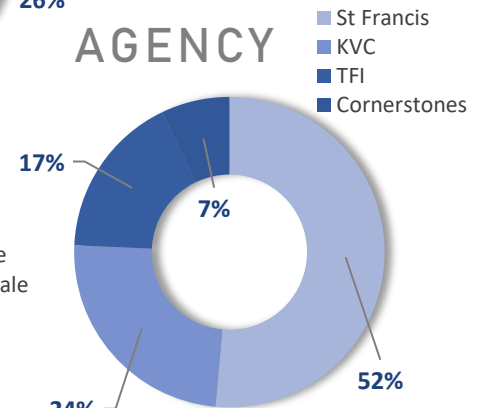
## REGIONAL



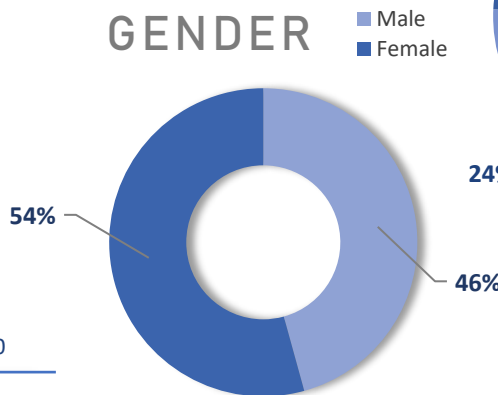
## AGE



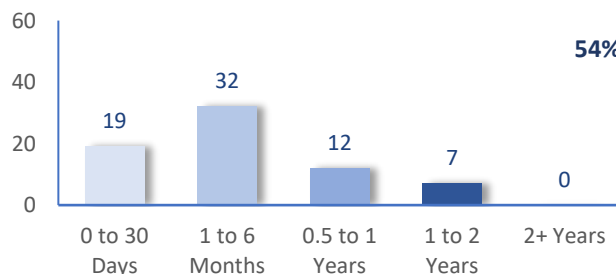
## AGENCY



## GENDER



## TIME



## DAILY AWOL YOUTH

# 2024

January		February		March		April	
DATE	# AWOL	DATE	# AWOL	DATE	# AWOL	DATE	# AWOL
2	79	1	72	1		2	
3	76	2	70	4		3	
4	78	5	67	5		4	
5	76	6	66	6		5	
8	79	7	65	7		8	
9	79	8	65	8		9	
10	73	9	66	11		10	
11	72	12	66	12		11	
12	69	13	66	13		12	
16	71	14	66	14		16	
17	73	15	63	15		17	
18	68	16	65	18		18	
19		19	63	19		19	
22		20	66	20		22	
23		21	64	21		23	
24		22	67	22		24	
25		23	66	26		25	
26		26	67	27		26	
29	70	27	70	28		29	
30	69	28		29		30	
31	71	29				31	



