

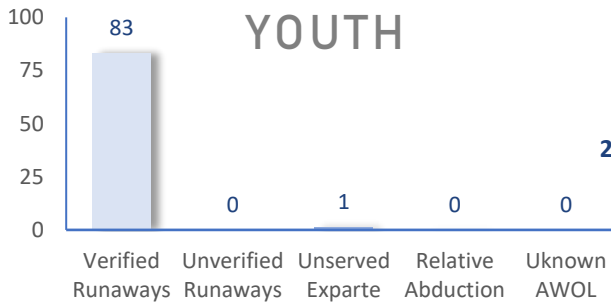
The following statistics show the status and demographics of absent Kansas foster youth and track DCF's successful recovery efforts.

RECOVERED YOUTH

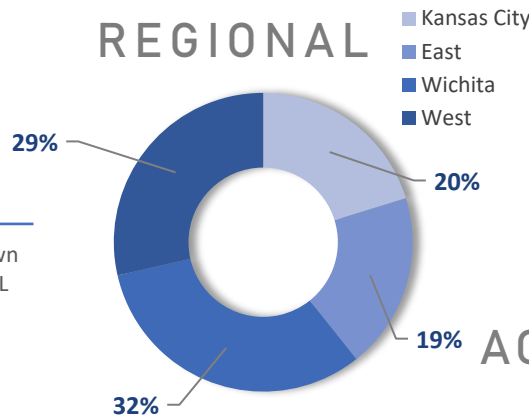


*A youth may be recovered more than once per month.

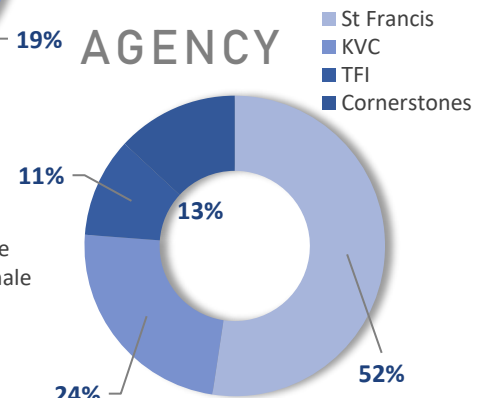
CURRENT AWOL YOUTH



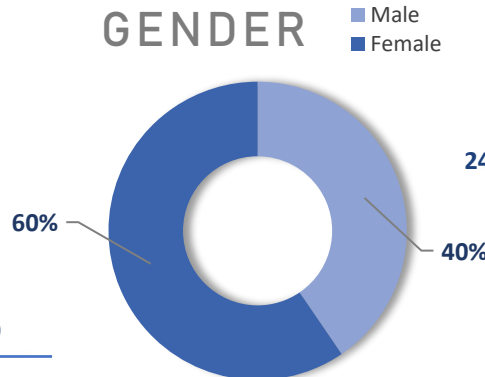
REGIONAL



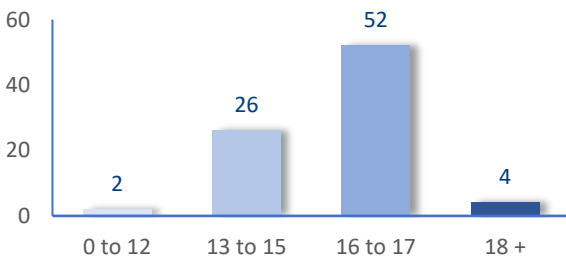
AGENCY



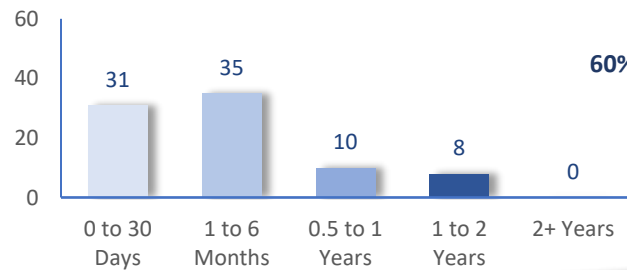
GENDER



AGE



TIME



DAILY AWOL YOUTH

2023

August		September		October		November	
DATE	# AWOL	DATE	# AWOL	DATE	# AWOL	DATE	# AWOL
1	67	1	66	2	82	1	83
2	67	5	66	3	81	2	83
3	68	6	67	4	82	3	76
4	68	7	70	5	81	6	77
7	68	8	69	6	78	7	77
8	73	11	71	9	77	8	77
9	73	12	76	10	77	9	79
10	73	13	76	11	75	13	80
11	69	14	74	12	78	14	82
14	67	15	75	13	78	15	85
15	71	18	73	16	75	16	80
16	70	19	71	17	76	17	79
17	67	20	73	18	77	20	82
18	69	21	74	19	78	21	82
21	72	22	73	20	73	22	82
22	72	25	74	23	75	27	82
23	70	26	75	24	76	28	84
24	69	27	77	25	77	29	85
25	69	28	82	26	77	30	84
28	73	29	80	27	78		
29	75			30	75		
30	70			31	78		
31	72						