

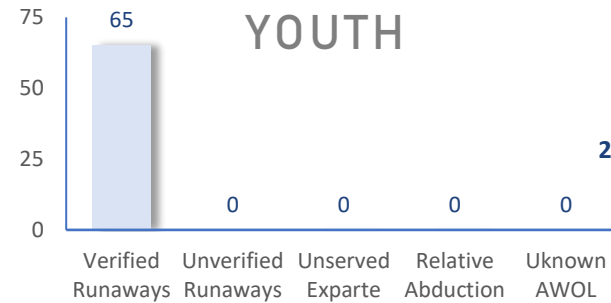
The following statistics show the status and demographics of absent Kansas foster youth and track DCF's successful recovery efforts.

## RECOVERED YOUTH

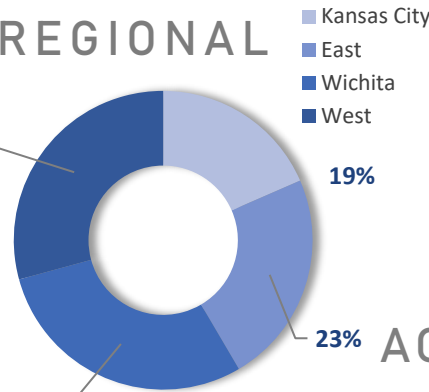


\*A youth may be recovered more than once per month.

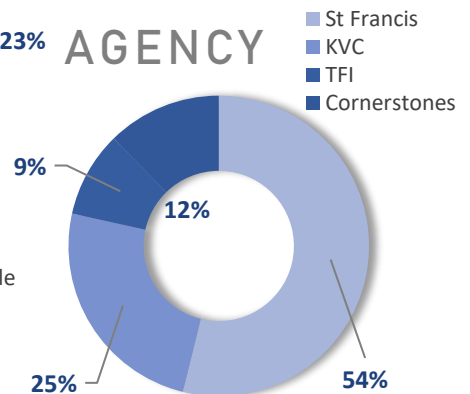
## CURRENT AWOL YOUTH



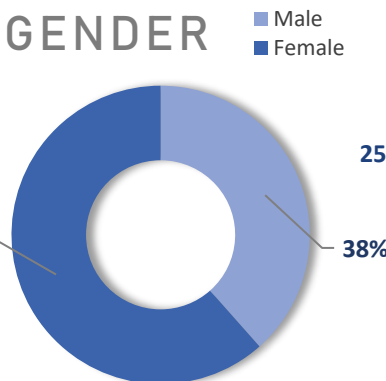
## REGIONAL



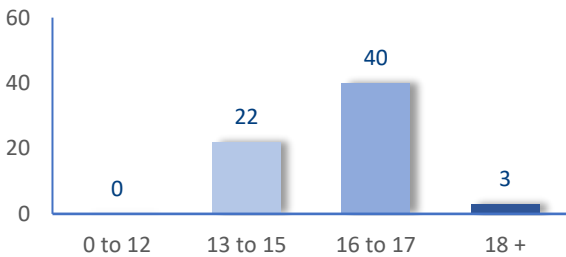
## AGENCY



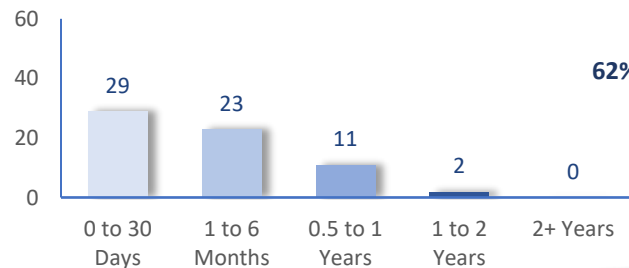
## GENDER



## AGE



## TIME



## DAILY AWOL YOUTH

# 2023

February		March		April		May	
DATE	# AWOL	DATE	# AWOL	DATE	# AWOL	DATE	# AWOL
1	66	1	60	3	51	1	50
2	68	2	61	4	54	2	55
3	68	3	58	5	54	3	56
6	66	6	58	6	54	4	57
7	64	7	57	7	52	5	58
8	65	8	56	10	53	8	60
9	64	9	56	11	53	9	62
10	61	10	53	12	54	10	59
13	55	13	54	13	57	11	59
14	61	14	57	14	58	12	59
15	62	15	58	17	59	15	63
16	62	16	58	18	58	16	65
17	60	17	57	19	55	17	66
20	60	20	57	20	50	18	68
21	58	21	55	21	46	19	65
22	59	22	54	24	47	22	67
23	61	23	55	25	49	23	68
24	58	24	56	26	51	24	68
27	58	27	55	27	51	25	67
28	59	28	55	28	50	26	69
		29	55			30	65
		30	55			31	
		31	52				