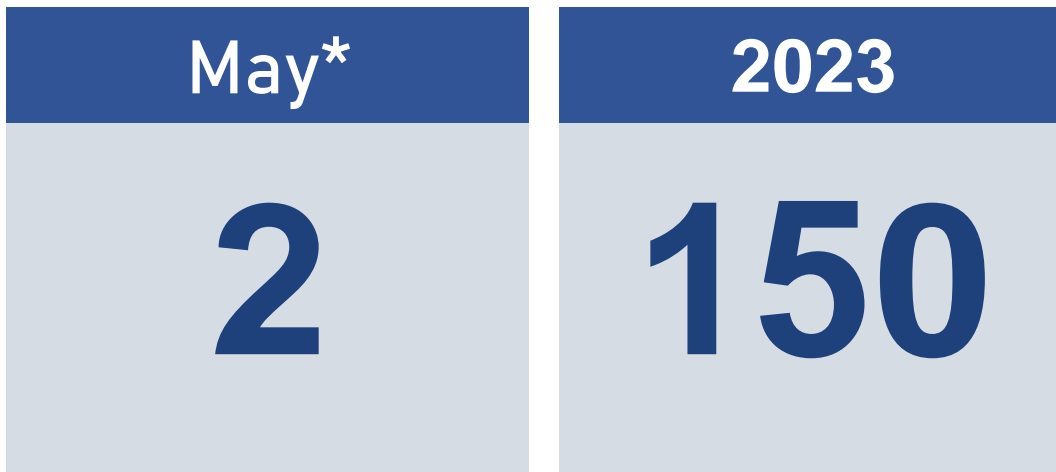


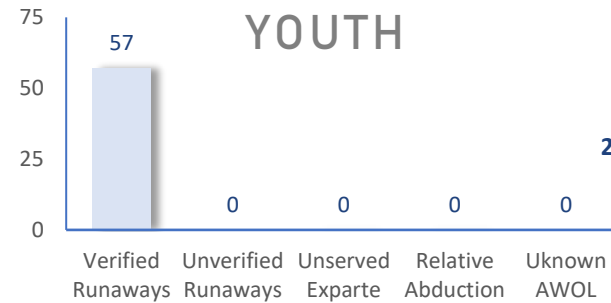
The following statistics show the status and demographics of absent Kansas foster youth and track DCF's successful recovery efforts.

RECOVERED YOUTH

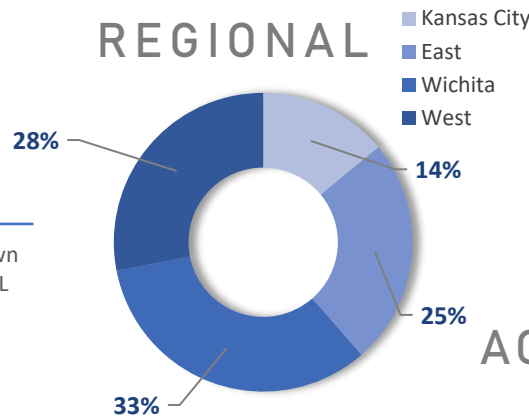


*A youth may be recovered more than once per month.

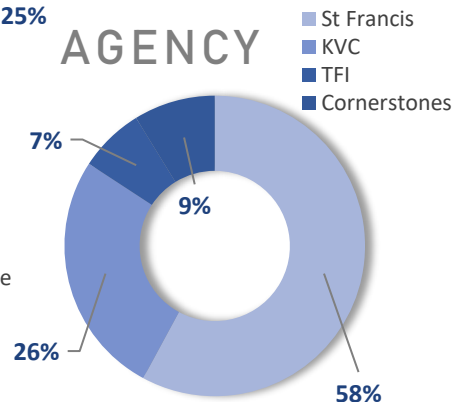
CURRENT AWOL YOUTH



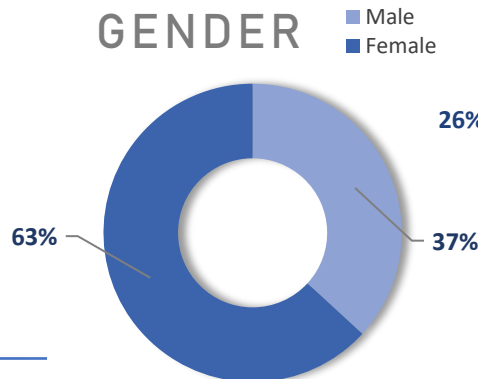
REGIONAL



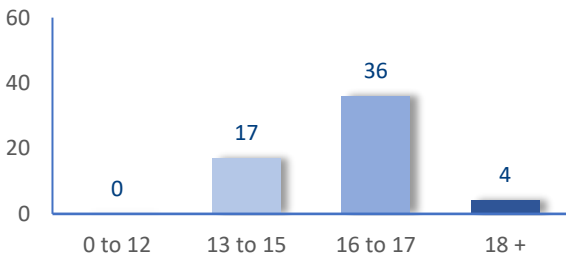
AGENCY



GENDER



AGE



TIME



DAILY AWOL YOUTH

2023

February		March		April		May	
DATE	# AWOL	DATE	# AWOL	DATE	# AWOL	DATE	# AWOL
1	66	1	60	3	51	1	50
2	68	2	61	4	54	2	55
3	68	3	58	5	54	3	56
6	66	6	58	6	54	4	57
7	64	7	57	7	52	5	
8	65	8	56	10	53	8	
9	64	9	56	11	53	9	
10	61	10	53	12	54	10	
13	55	13	54	13	57	11	
14	61	14	57	14	58	12	
15	62	15	58	17	59	15	
16	62	16	58	18	58	16	
17	60	17	57	19	55	17	
20	60	20	57	20	50	18	
21	58	21	55	21	46	19	
22	59	22	54	24	47	22	
23	61	23	55	25	49	23	
24	58	24	56	26	51	24	
27	58	27	55	27	51	25	
28	59	28	55	28	50	26	
		29	55			29	
		30	55			30	
		31	52			31	