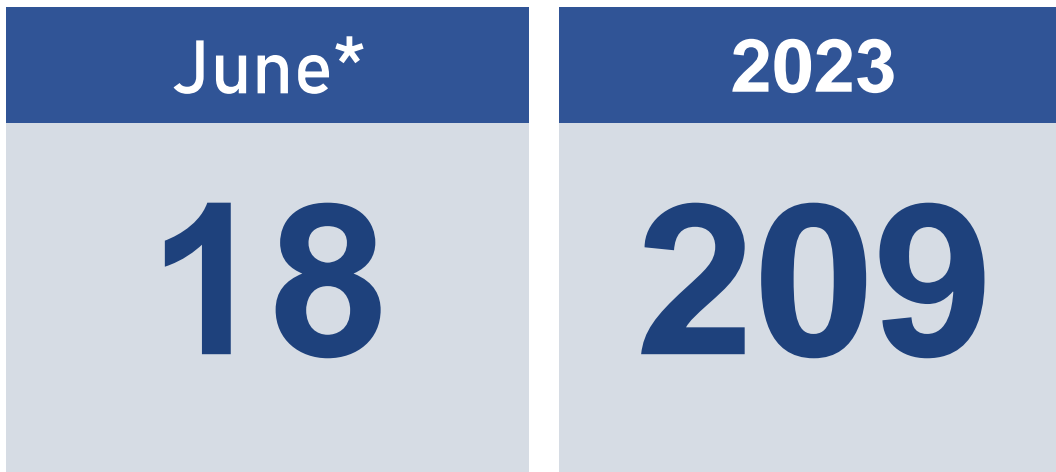


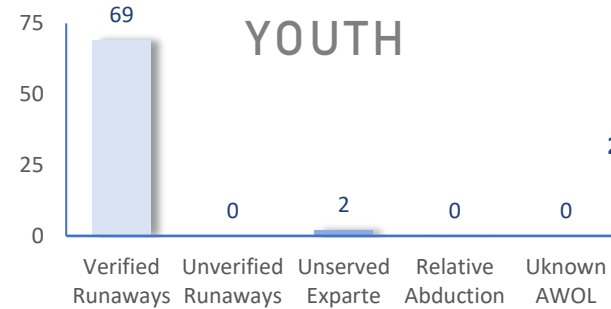
The following statistics show the status and demographics of absent Kansas foster youth and track DCF's successful recovery efforts.

## RECOVERED YOUTH

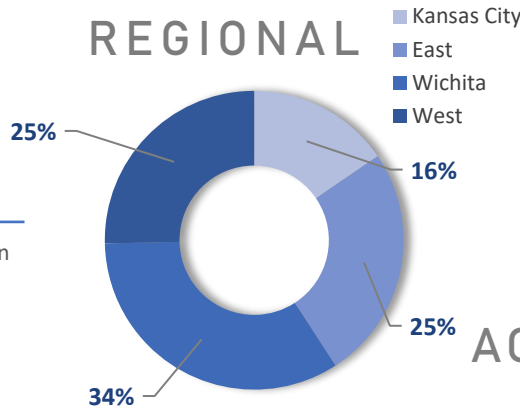


\*A youth may be recovered more than once per month.

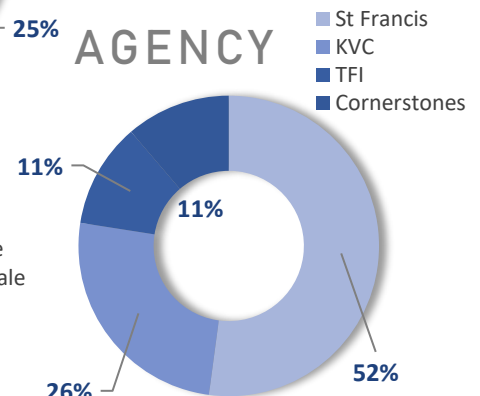
## CURRENT AWOL YOUTH



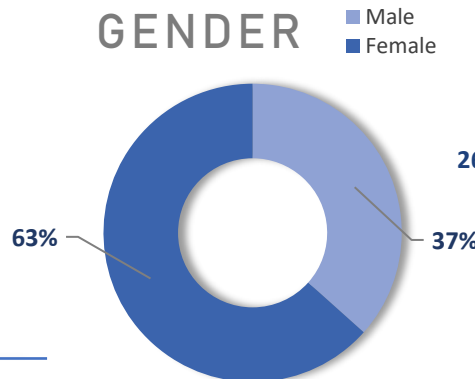
## REGIONAL



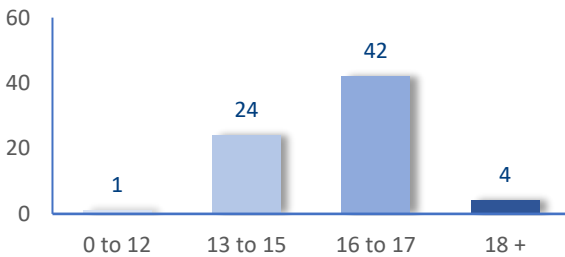
## AGENCY



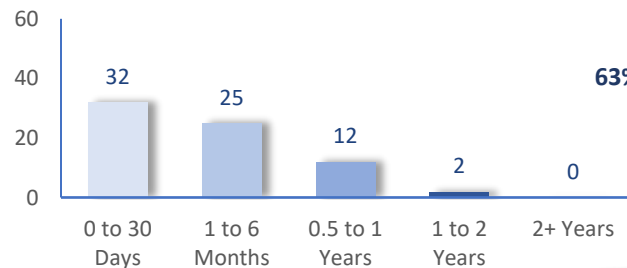
## GENDER



## AGE



## TIME



## DAILY AWOL YOUTH

# 2023

March		April		May		June	
DATE	# AWOL	DATE	# AWOL	DATE	# AWOL	DATE	# AWOL
1	60	3	51	1	50	1	73
2	61	4	54	2	55	2	72
3	58	5	54	3	56	5	75
6	58	6	54	4	57	6	76
7	57	7	52	5	58	7	71
8	56	10	53	8	60	8	
9	56	11	53	9	62	9	
10	53	12	54	10	59	12	
13	54	13	57	11	59	13	
14	57	14	58	12	59	14	
15	58	17	59	15	63	15	
16	58	18	58	16	65	16	
17	57	19	55	17	66	17	
20	57	20	50	18	68	19	
21	55	21	46	19	65	20	
22	54	24	47	22	67	21	
23	55	25	49	23	68	22	
24	56	26	51	24	68	23	
27	55	27	51	25	67	26	
28	55	28	50	26	69	27	
29	55			30	65	28	
30	55			31	69	29	
31	52					30	