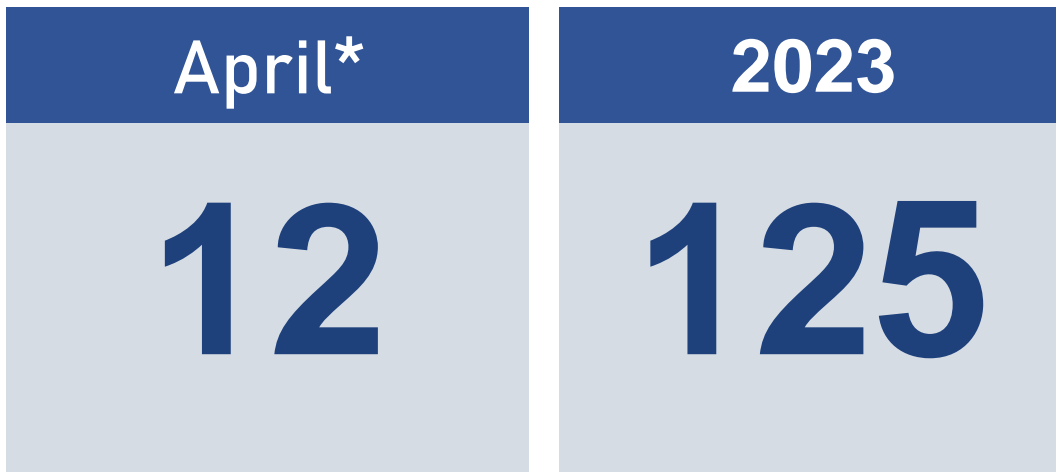


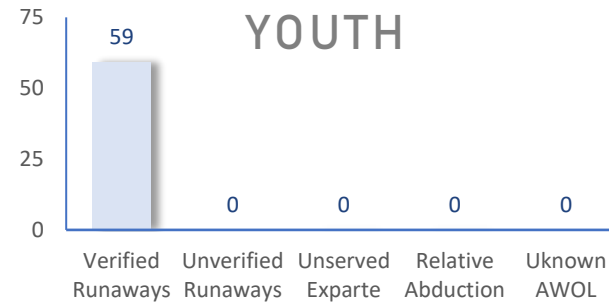
The following statistics show the status and demographics of absent Kansas foster youth and track DCF's successful recovery efforts.

## RECOVERED YOUTH

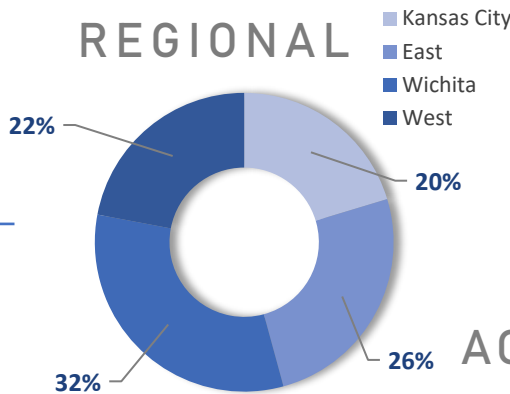


\*A youth may be recovered more than once per month.

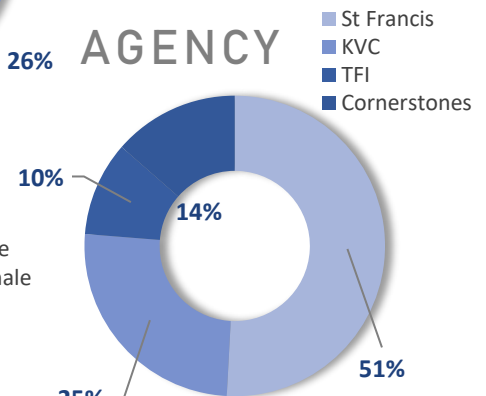
## CURRENT AWOL YOUTH



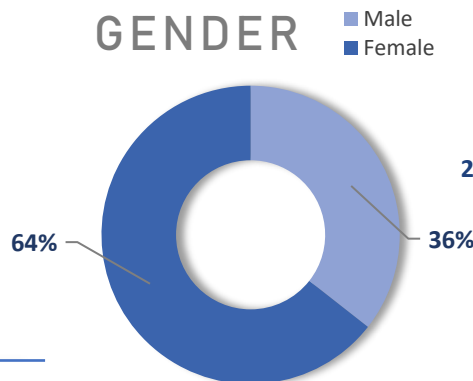
## REGIONAL



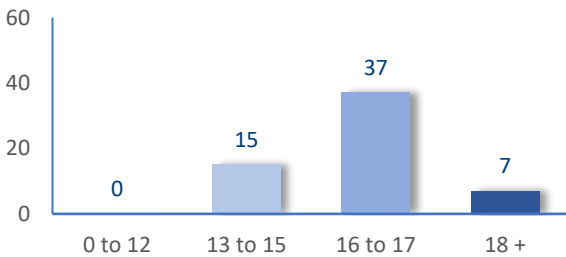
## AGENCY



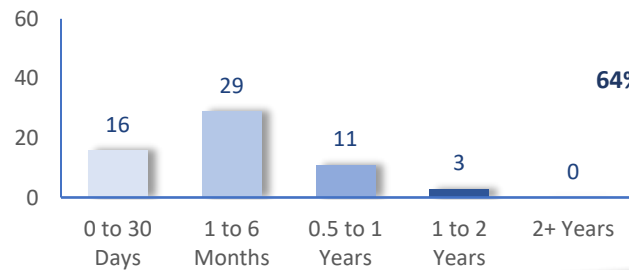
## GENDER



## AGE



## TIME



## DAILY AWOL YOUTH

# 2023

January		February		March		April	
DATE	# AWOL	DATE	# AWOL	DATE	# AWOL	DATE	# AWOL
3	58	1	66	1	60	3	51
4	57	2	68	2	61	4	54
5	58	3	68	3	58	5	54
6	58	6	66	6	58	6	54
9	60	7	64	7	57	7	52
10	57	8	65	8	56	10	53
11	57	9	64	9	56	11	53
12	57	10	61	10	53	12	54
13	59	13	55	13	54	13	57
17	59	14	61	14	57	14	58
18	60	15	62	15	58	17	59
19	60	16	62	16	58	18	
20	60	17	60	17	57	19	
23	62	20	60	20	57	20	
24	63	21	58	21	55	21	
25	63	22	59	22	54	24	
26	62	23	61	23	55	25	
27	62	24	58	24	56	26	
30	63	27	58	27	55	27	
31	64	28	59	28	55	28	
				29	55		
				30	55		
				31	52		