

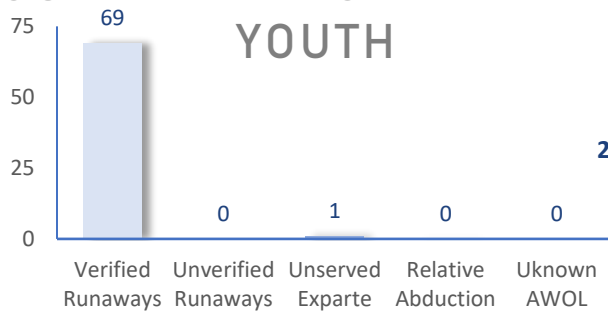
The following statistics show the status and demographics of absent Kansas foster youth and track DCF's successful recovery efforts.

RECOVERED YOUTH

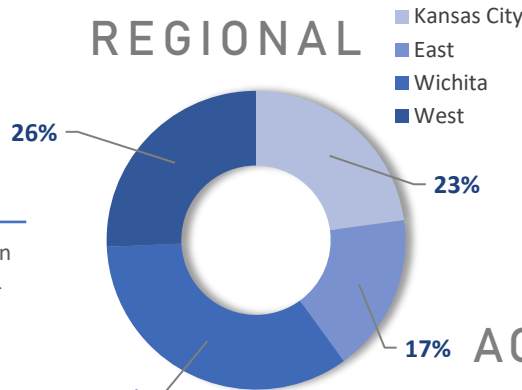


*A youth may be recovered more than once per month.

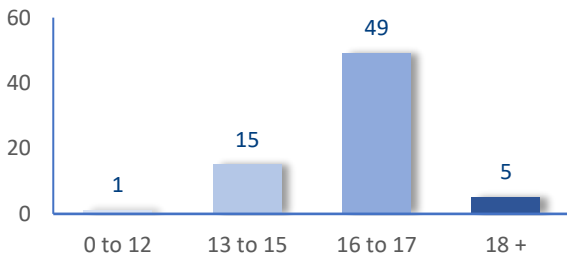
CURRENT AWOL YOUTH



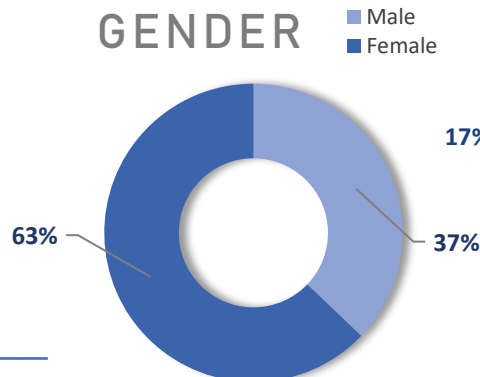
REGIONAL



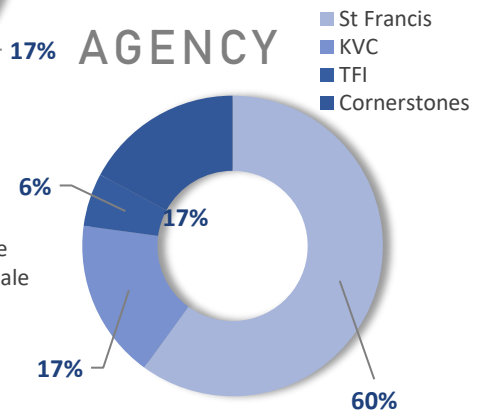
AGE



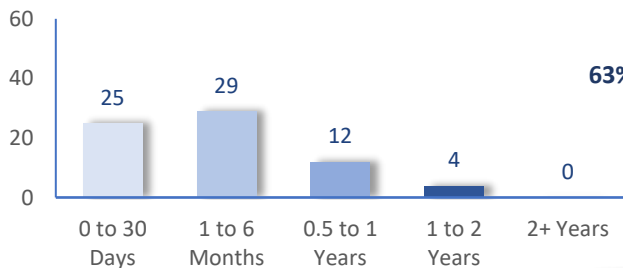
GENDER



AGENCY



TIME



DAILY AWOL YOUTH

2022

| February | | March | | April | | May | |
|----------|--------|-------|--------|-------|--------|------|--------|
| DATE | # AWOL | DATE | # AWOL | DATE | # AWOL | DATE | # AWOL |
| 1 | 77 | 1 | 75 | 1 | 62 | 2 | 69 |
| 2 | 76 | 2 | 75 | 4 | 60 | 3 | 68 |
| 3 | 75 | 3 | 74 | 5 | 66 | 4 | 72 |
| 4 | 74 | 4 | 72 | 6 | 66 | 5 | 70 |
| 7 | 73 | 7 | 71 | 7 | 67 | 6 | 66 |
| 8 | 74 | 8 | 73 | 8 | 67 | 9 | 66 |
| 9 | 73 | 9 | 72 | 11 | 67 | 10 | 67 |
| 10 | 74 | 10 | 73 | 12 | 67 | 11 | 70 |
| 11 | 72 | 11 | 73 | 13 | 67 | 12 | 71 |
| 14 | 73 | 14 | 78 | 14 | 69 | 13 | 69 |
| 15 | 73 | 15 | 79 | 15 | 70 | 16 | 67 |
| 16 | 73 | 16 | 79 | 18 | 71 | 17 | 66 |
| 17 | 71 | 17 | 74 | 19 | 71 | 18 | 64 |
| 18 | 73 | 18 | 75 | 20 | 70 | 19 | 64 |
| 21 | 74 | 21 | 77 | 21 | 71 | 20 | 65 |
| 22 | 73 | 22 | 76 | 22 | 69 | 23 | 65 |
| 23 | 74 | 23 | 74 | 25 | 67 | 24 | 66 |
| 24 | 71 | 24 | 76 | 26 | 68 | 25 | 70 |
| 25 | 72 | 25 | 70 | 27 | 68 | 26 | 70 |
| 28 | 70 | 28 | 68 | 28 | 65 | 27 | |
| | | 29 | 67 | 29 | 64 | 30 | |
| | | 30 | 67 | | | 31 | |
| | | 31 | 64 | | | | |