

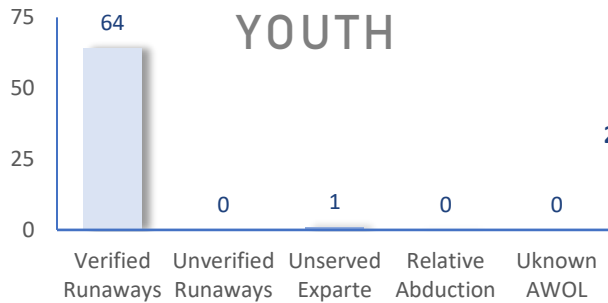
The following statistics show the status and demographics of absent Kansas foster youth and track DCF's successful recovery efforts.

## RECOVERED YOUTH

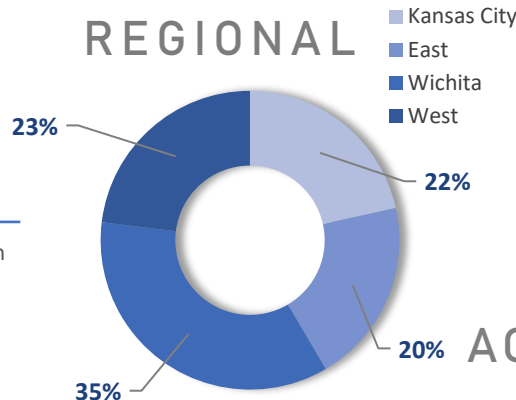


\*A youth may be recovered more than once per month.

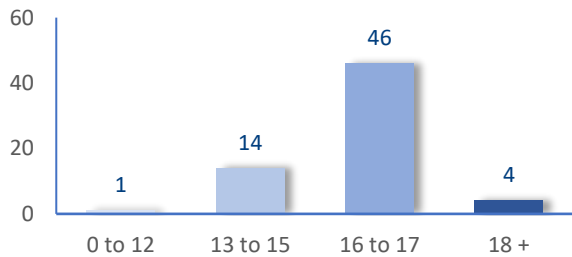
## CURRENT AWOL YOUTH



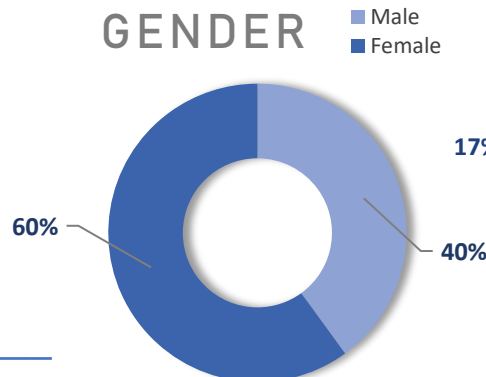
## REGIONAL



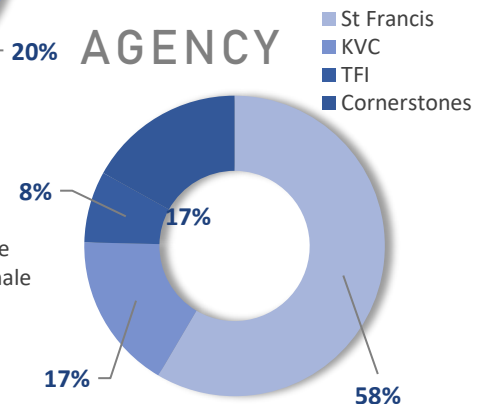
## AGE



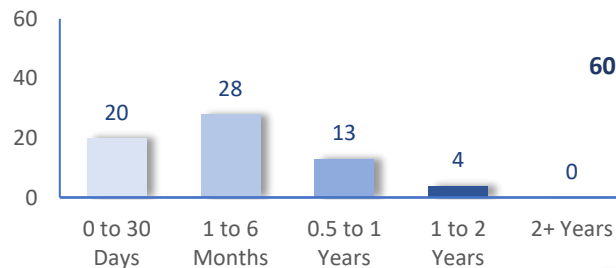
## GENDER



## AGENCY



## TIME



## DAILY AWOL YOUTH

# 2022

February		March		April		May	
DATE	# AWOL	DATE	# AWOL	DATE	# AWOL	DATE	# AWOL
1	77	1	75	1	62	2	69
2	76	2	75	4	60	3	68
3	75	3	74	5	66	4	72
4	74	4	72	6	66	5	70
7	73	7	71	7	67	6	66
8	74	8	73	8	67	9	66
9	73	9	72	11	67	10	67
10	74	10	73	12	67	11	70
11	72	11	73	13	67	12	71
14	73	14	78	14	69	13	69
15	73	15	79	15	70	16	67
16	73	16	79	18	71	17	66
17	71	17	74	19	71	18	64
18	73	18	75	20	70	19	64
21	74	21	77	21	71	20	65
22	73	22	76	22	69	23	65
23	74	23	74	25	67	24	
24	71	24	76	26	68	25	
25	72	25	70	27	68	26	
28	70	28	68	28	65	27	
		29	67	29	64	30	
		30	67			31	
		31	64				