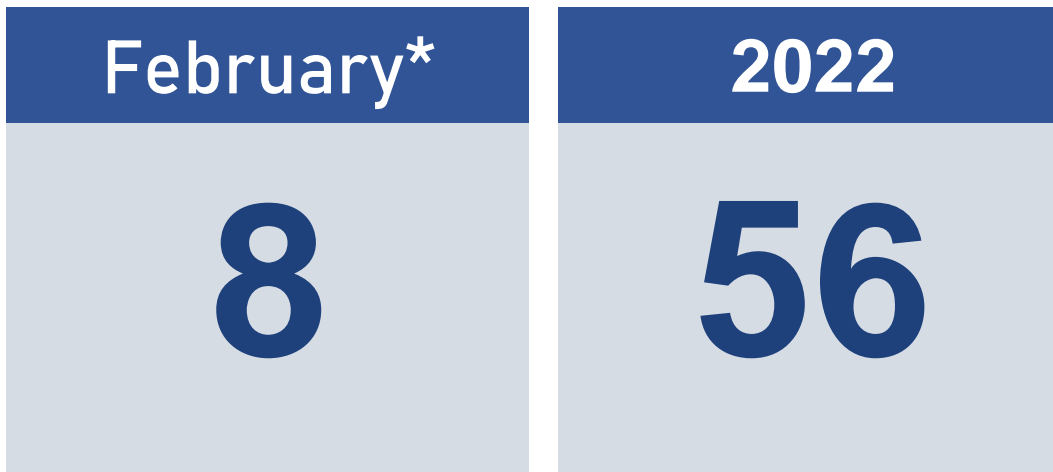


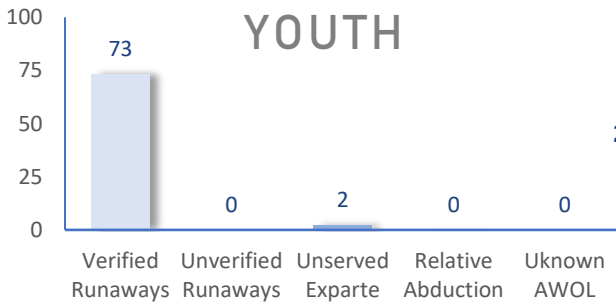
The following statistics show the status and demographics of absent Kansas foster youth and track DCF's successful recovery efforts.

## RECOVERED YOUTH

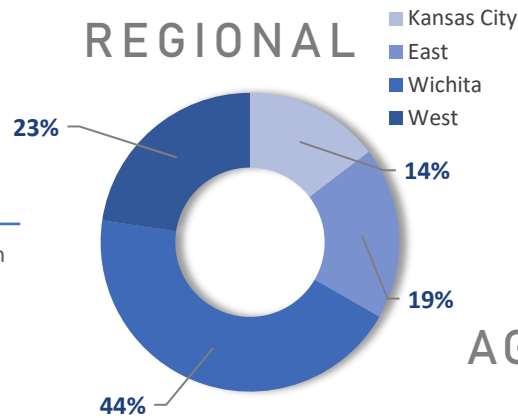


\*A youth may be recovered more than once per month.

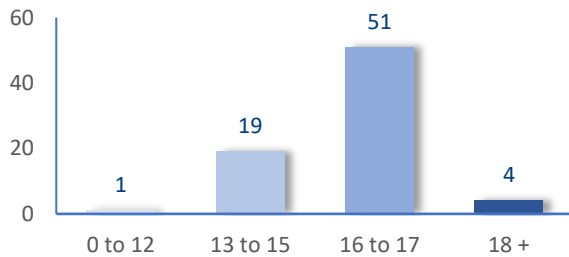
## CURRENT AWOL YOUTH



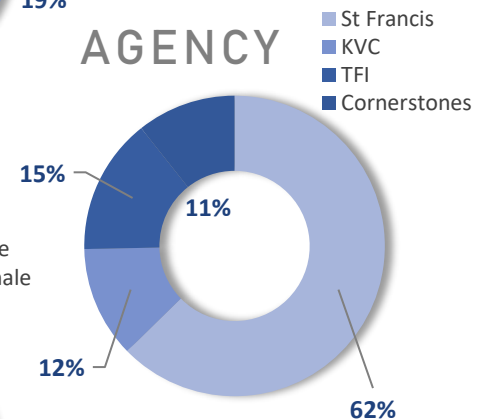
## REGIONAL



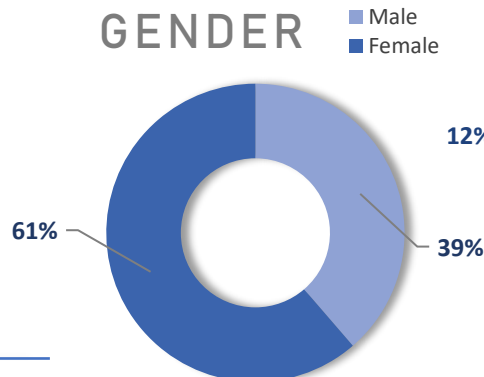
## AGE



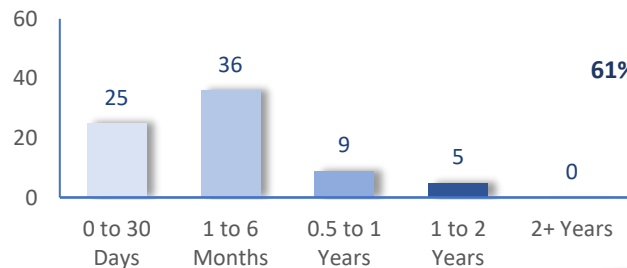
## AGENCY



## GENDER



## TIME



## DAILY AWOL YOUTH

# 2022

November		December		January		February	
DATE	# AWOL	DATE	# AWOL	DATE	# AWOL	DATE	# AWOL
1	71	1	72	3	77	1	77
2	71	2	74	4	77	2	76
3	73	3	73	5	76	3	75
4	72	6	74	6	76	4	
5	71	7	74	7	71	7	
8	76	8	73	10	71	8	
9	78	9	73	11	72	9	
10	79	10	73	12	72	10	
11	79	13	73	13	72	11	
12	70	14	72	14	76	14	
15	70	15	68	18	75	15	
16	72	16	70	19	78	16	
17	72	17	72	20	78	17	
18	72	20	67	21	75	18	
19	72	21	67	24	76	21	
22	73	22	65	25	78	22	
23	73	23	65	26	78	23	
24	72	27	70	27	82	24	
29	74	28	74	28	78	25	
30	77	29	75	31	74	28	
29	70	30	74				
31	66						