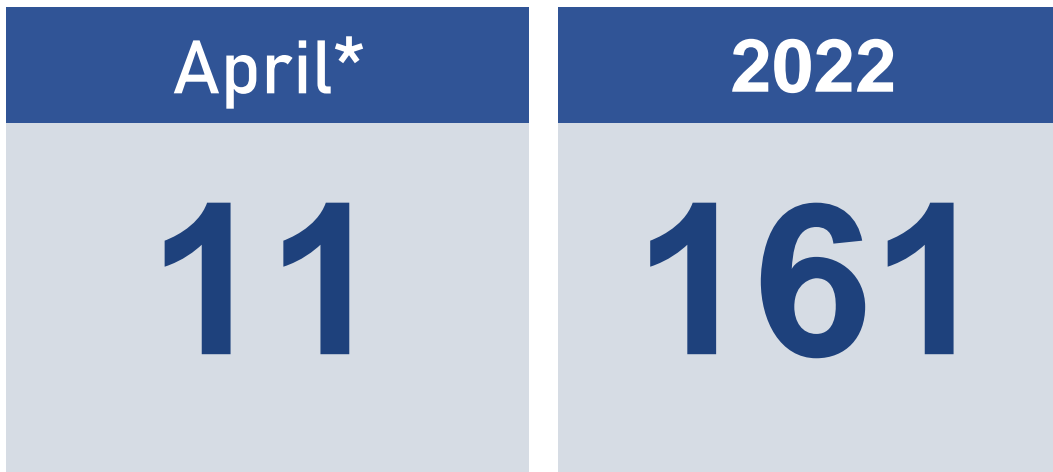


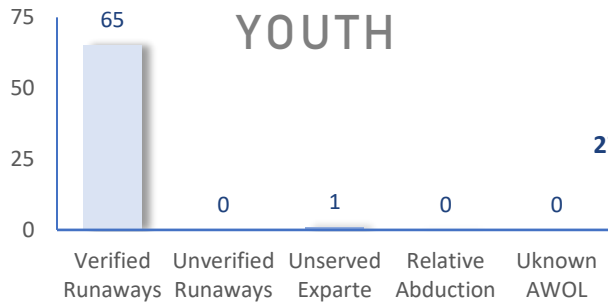
The following statistics show the status and demographics of absent Kansas foster youth and track DCF's successful recovery efforts.

## RECOVERED YOUTH

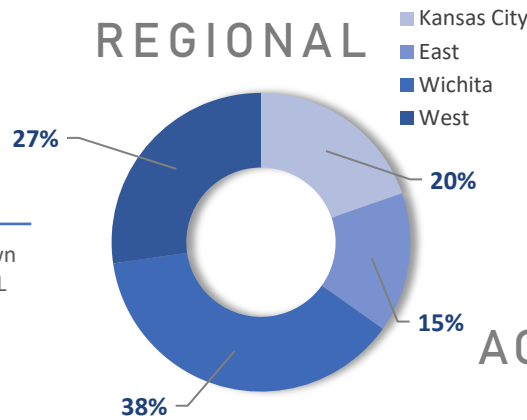


\*A youth may be recovered more than once per month.

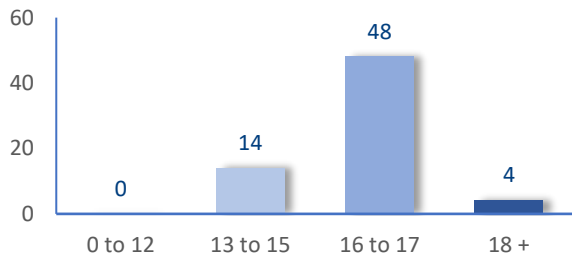
## CURRENT AWOL YOUTH



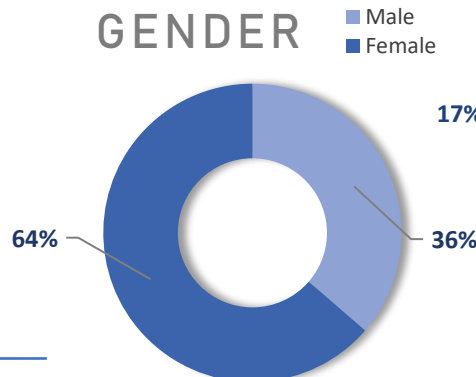
## REGIONAL



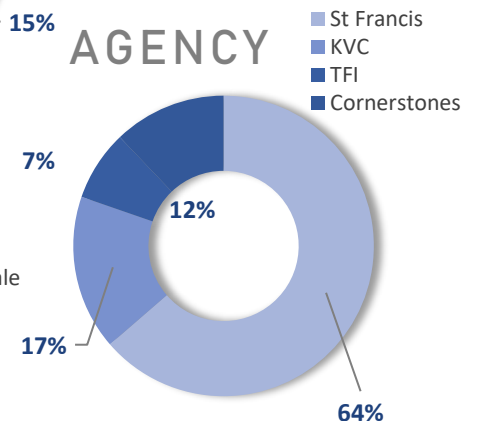
## AGE



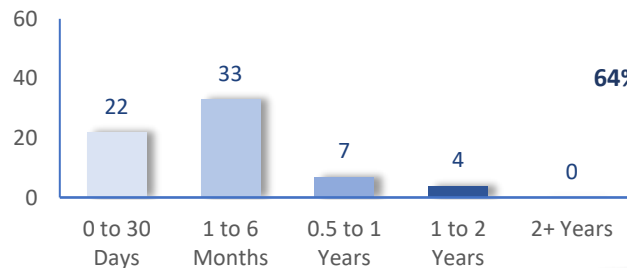
## GENDER



## AGENCY



## TIME



## DAILY AWOL YOUTH

# 2022

January		February		March		April	
DATE	# AWOL	DATE	# AWOL	DATE	# AWOL	DATE	# AWOL
3	77	1	77	1	75	1	62
4	77	2	76	2	75	4	60
5	76	3	75	3	74	5	66
6	76	4	74	4	72	6	
7	71	7	73	7	71	7	
10	71	8	74	8	73	8	
11	72	9	73	9	72	11	
12	72	10	74	10	73	12	
13	72	11	72	11	73	13	
14	76	14	73	14	78	14	
18	75	15	73	15	79	15	
19	78	16	73	16	79	18	
20	78	17	71	17	74	19	
21	75	18	73	18	75	20	
24	76	21	74	21	77	21	
25	78	22	73	22	76	22	
26	78	23	74	23	74	25	
27	82	24	71	24	76	26	
28	78	25	72	25	70	27	
31	74	28	70	28	68	28	
				29	67	29	
				30	67		
				31	64		