

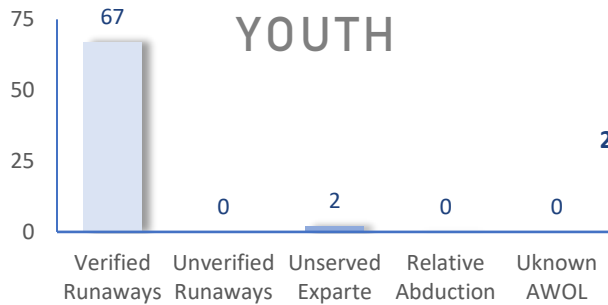
The following statistics show the status and demographics of absent Kansas foster youth and track DCF's successful recovery efforts.

## RECOVERED YOUTH

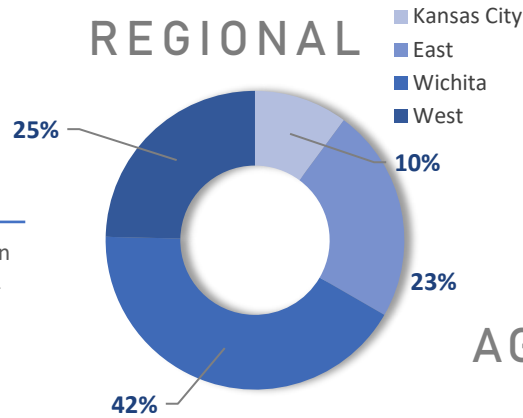


\*A youth may be recovered more than once per month.

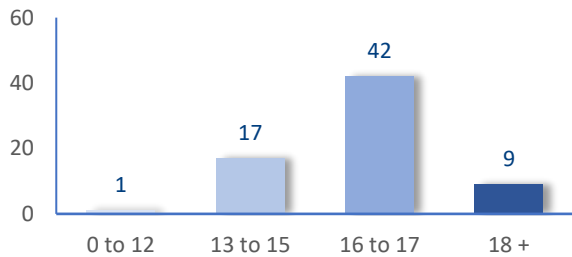
## CURRENT AWOL YOUTH



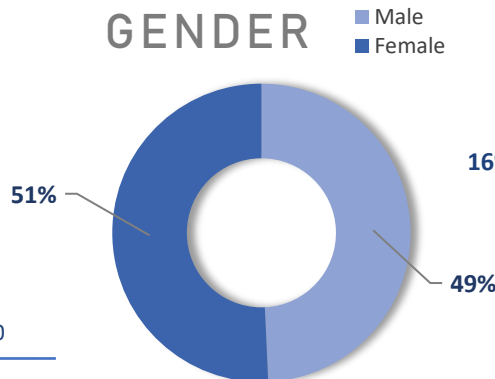
## REGIONAL



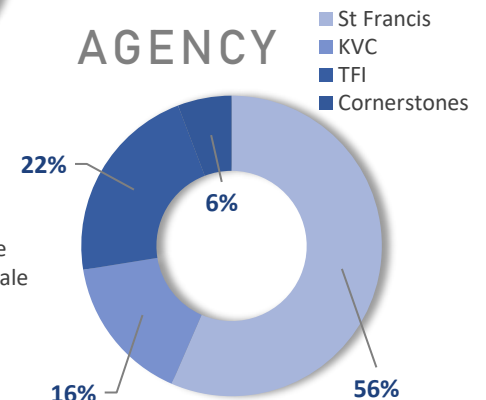
## AGE



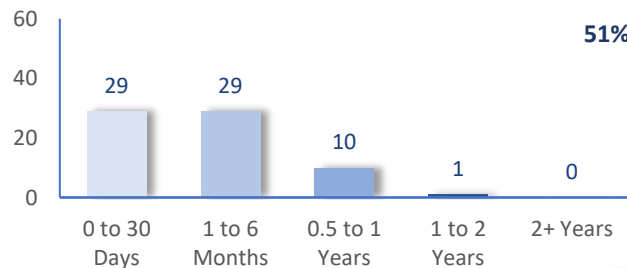
## GENDER



## AGENCY



## TIME



## DAILY AWOL YOUTH

# 2021

February		March		April		May	
DATE	# AWOL	DATE	# AWOL	DATE	# AWOL	DATE	# AWOL
1	69	1	62	1	60	3	73
2	69	2	61	2	59	4	72
3	66	3	60	5	61	5	70
4	66	4	57	6	61	6	71
5	67	5	56	7	64	7	71
8	67	8	54	8	65	10	68
9	66	9	56	9	62	11	68
10	61	10	59	12	60	12	65
11	59	11	57	13	63	13	63
12	59	12	57	14	63	14	64
15	58	15	57	15	61	17	64
16	62	16	62	16	62	18	67
17	61	17	63	19	61	19	69
18	60	18	66	20	60	20	
19	58	19	66	21	61	21	
22	60	22	67	22	59	24	
23	61	23	65	23	60	25	
24	58	24	67	26	64	26	
25	60	25	68	27	64	27	
26	60	26	66	28	68	28	
		29	64	29	70	31	
		30	65	30	72		
		31	63				