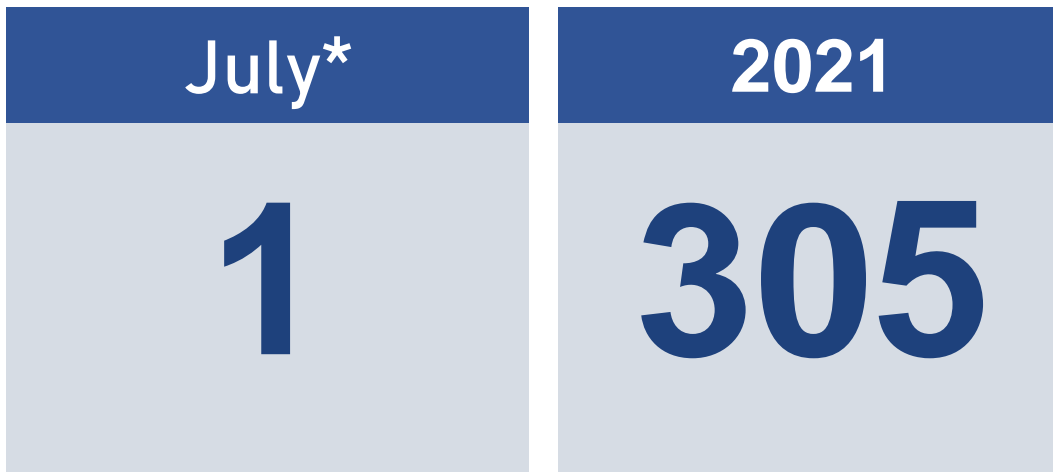


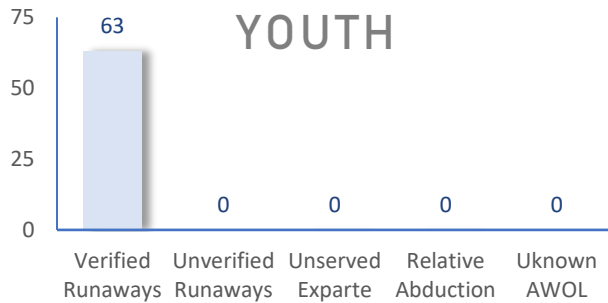
The following statistics show the status and demographics of absent Kansas foster youth and track DCF's successful recovery efforts.

## RECOVERED YOUTH

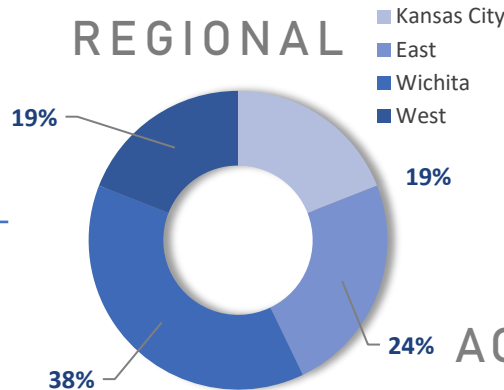


\*A youth may be recovered more than once per month.

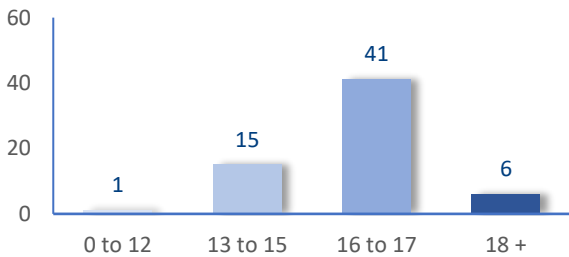
## CURRENT AWOL YOUTH



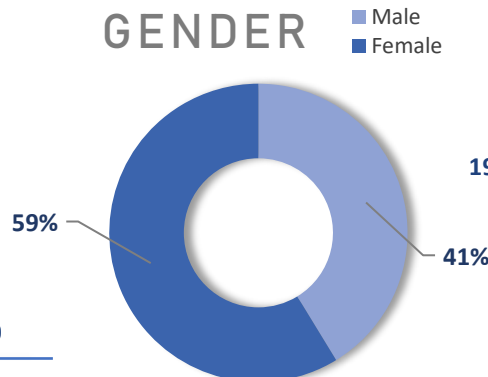
## REGIONAL



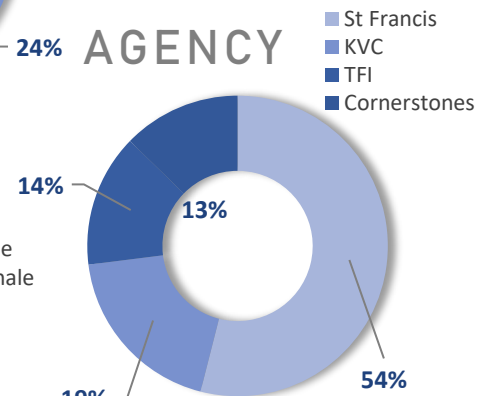
## AGE



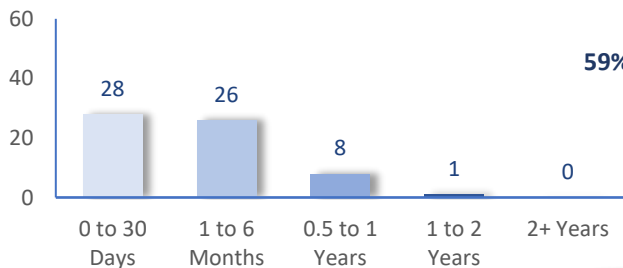
## GENDER



## AGENCY



## TIME



## DAILY AWOL YOUTH

# 2021

April		May		June		July	
DATE	# AWOL	DATE	# AWOL	DATE	# AWOL	DATE	# AWOL
1	60	3	73	1	58	1	63
2	59	4	72	2	58	2	63
5	61	5	70	3	59	5	
6	61	6	71	4	59	6	
7	64	7	71	7	57	7	
8	65	10	68	8	58	8	
9	62	11	68	9	58	9	
12	60	12	65	10	60	12	
13	63	13	63	11	60	13	
14	63	14	64	14	62	14	
15	61	17	64	15	61	15	
16	62	18	67	16	60	16	
19	61	19	69	17	63	19	
20	60	20	68	18	62	20	
21	61	21	66	21	65	21	
22	59	24	71	22	68	22	
23	60	25	67	23	61	23	
26	64	26	66	24	61	26	
27	64	27	67	25	59	27	
28	68	28	65	28	62	28	
29	70	31	65	29	62	29	
30	72	30	72	30	64	30	