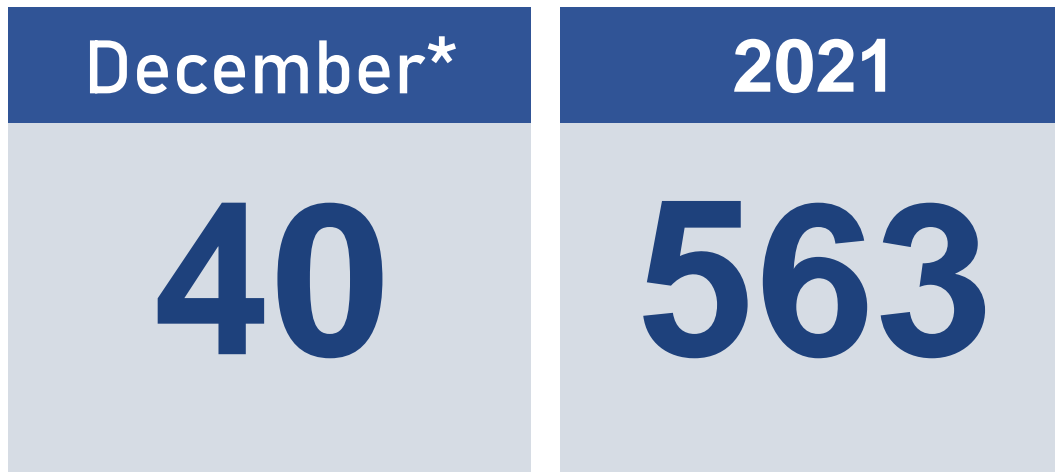


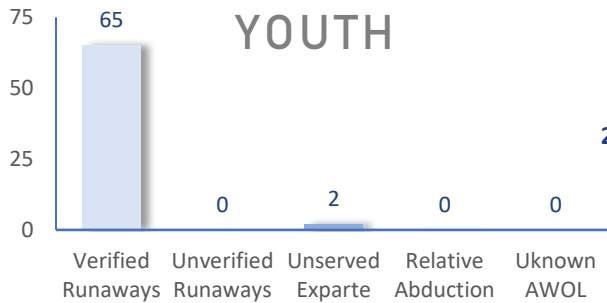
The following statistics show the status and demographics of absent Kansas foster youth and track DCF's successful recovery efforts.

## RECOVERED YOUTH

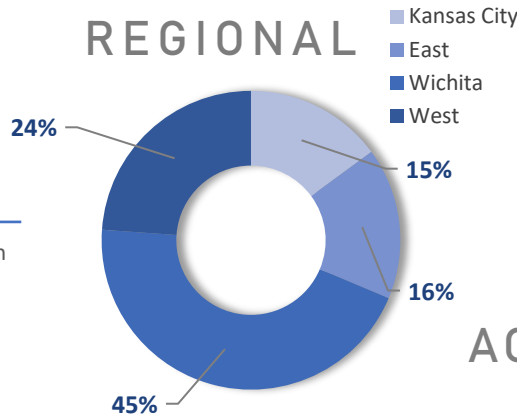


\*A youth may be recovered more than once per month.

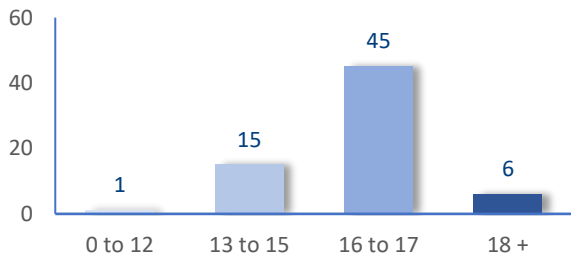
## CURRENT AWOL YOUTH



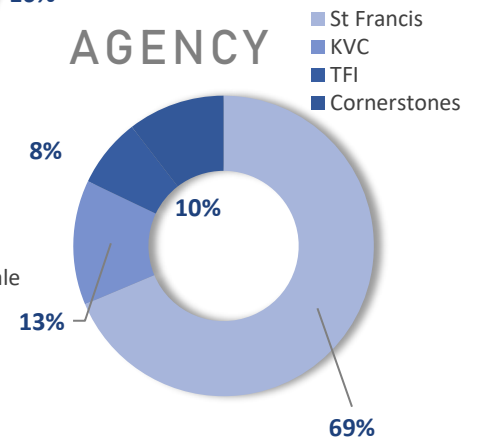
## REGIONAL



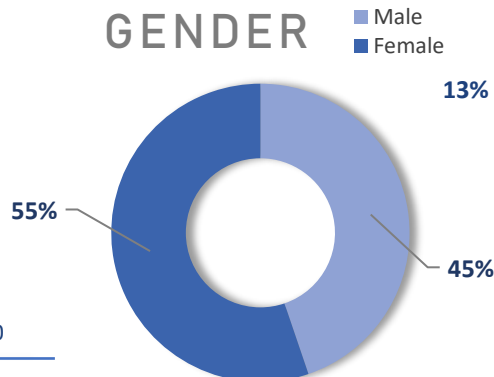
## AGE



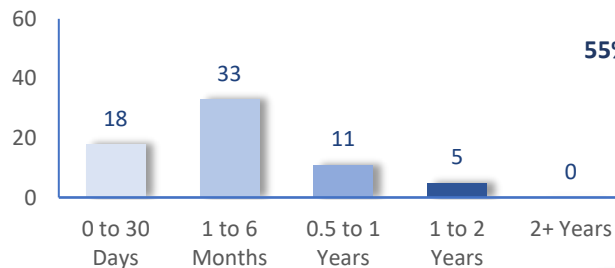
## AGENCY



## GENDER



## TIME



## DAILY AWOL YOUTH

# 2021

September		October		November		December	
DATE	# AWOL	DATE	# AWOL	DATE	# AWOL	DATE	# AWOL
1	67	1	60	1	71	1	72
2	66	4	60	2	71	2	74
3	64	5	60	3	73	3	73
7	62	6	60	4	72	6	74
8	62	7	60	5	71	7	74
9	65	8	58	8	76	8	73
10	62	11	61	9	78	9	73
13	63	12	63	10	79	10	73
14	64	13	61	11	79	13	73
15	66	14	61	12	70	14	72
16	65	15	59	15	70	15	68
17	67	18	63	16	72	16	70
20	66	19	63	17	72	17	72
21	70	20	66	18	72	20	67
22	72	21	67	19	72	21	67
23	70	22	65	22	73	22	
24	62	25	66	23	73	23	
27	60	26	69	24	72	27	
28	67	27	69	29	74	28	
29	67	28	74	30	77	29	
30	64	29	70			30	
31	66					31	