

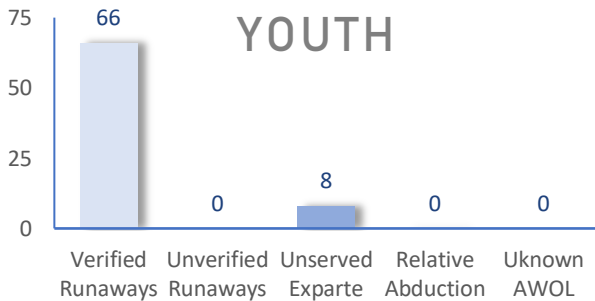
The following statistics show the status and demographics of absent Kansas foster youth and track DCF's successful recovery efforts.

RECOVERED YOUTH

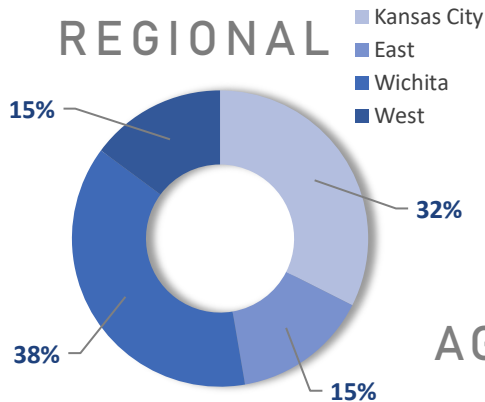


*A youth may be recovered more than once per month.

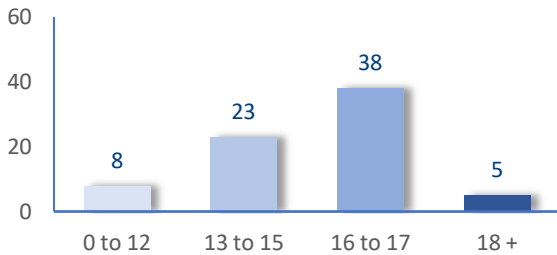
CURRENT AWOL YOUTH



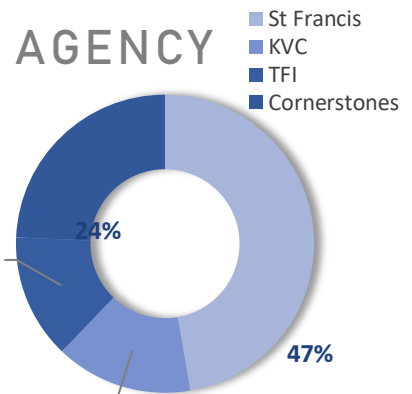
REGIONAL



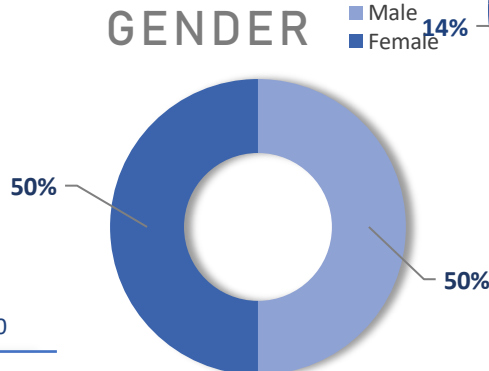
AGE



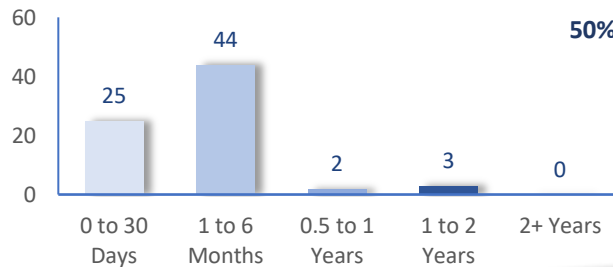
AGENCY



GENDER



TIME



DAILY AWOL YOUTH

2020

| August | | September | | October | | November | |
|--------|--------|-----------|--------|---------|--------|----------|--------|
| DATE | # AWOL | DATE | # AWOL | DATE | # AWOL | DATE | # AWOL |
| 3 | 67 | 1 | 63 | 1 | 67 | 2 | 77 |
| 4 | 66 | 2 | 63 | 2 | 66 | 3 | 78 |
| 5 | 69 | 3 | 63 | 5 | 62 | 4 | 71 |
| 6 | 67 | 4 | 63 | 6 | 61 | 5 | 71 |
| 7 | 67 | 8 | 66 | 7 | 67 | #REF! | #REF! |
| 10 | 67 | 9 | 65 | 8 | 70 | 6 | 77 |
| 11 | 65 | 10 | 64 | 9 | 69 | 9 | 74 |
| 12 | 63 | 11 | 64 | 12 | 70 | 10 | |
| 13 | 64 | 14 | 64 | 13 | 70 | 11 | |
| 14 | 61 | 15 | 64 | 14 | 69 | 12 | |
| 17 | 63 | 16 | 62 | 15 | 73 | 13 | |
| 18 | 63 | 17 | 63 | 16 | 73 | 16 | |
| 19 | 63 | 18 | 59 | 19 | 75 | 17 | |
| 20 | 62 | 21 | 61 | 20 | 69 | 18 | |
| 21 | 61 | 22 | 63 | 21 | 72 | 19 | |
| 24 | 63 | 23 | 59 | 22 | 75 | 20 | |
| 25 | 63 | 24 | 63 | 23 | 75 | 23 | |
| 26 | 68 | 25 | 64 | 26 | 72 | 24 | |
| 27 | 69 | 28 | 62 | 27 | 73 | 25 | |
| 28 | 66 | 29 | 60 | 28 | 68 | 26 | |
| 31 | 66 | 30 | 64 | 29 | 71 | 27 | |
| 31 | 63 | | | 30 | 71 | 30 | |