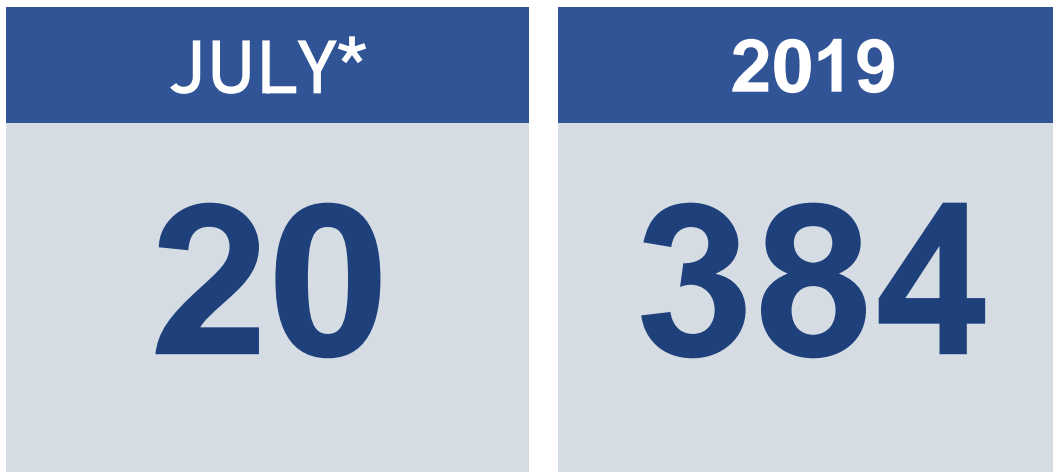


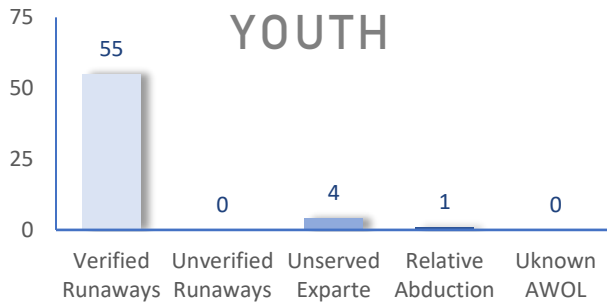
The following statistics show the status and demographics of absent Kansas foster youth and track DCF's successful recovery efforts.

RECOVERED YOUTH

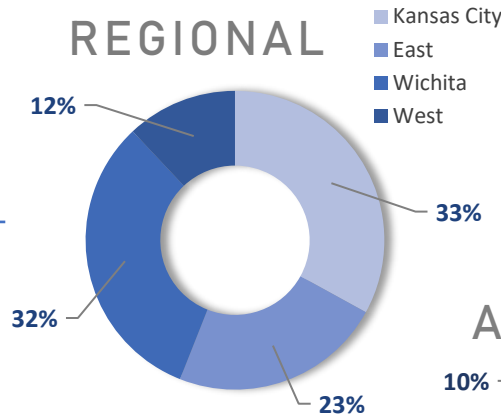


*A youth may be recovered more than once per month.

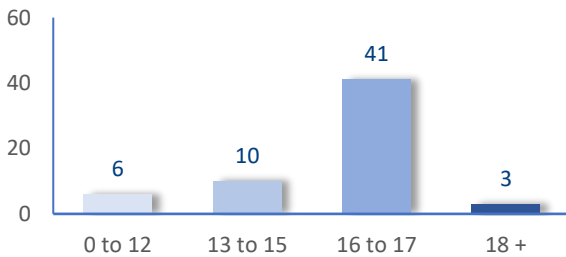
CURRENT AWOL YOUTH



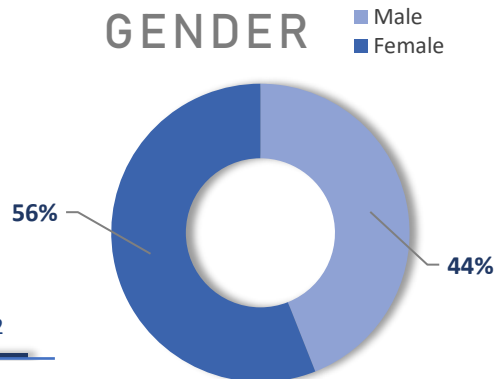
REGIONAL



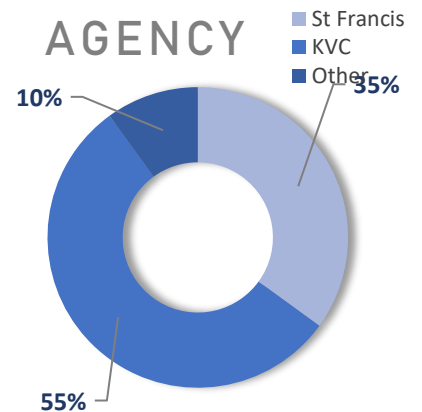
AGE



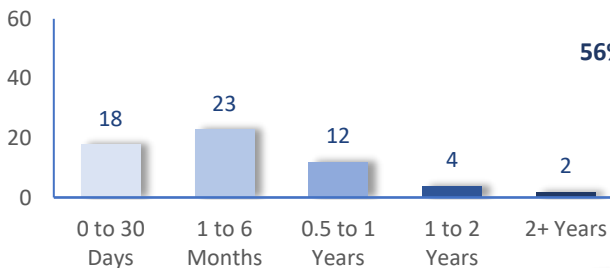
GENDER



AGENCY



TIME



DAILY AWOL YOUTH

2019

| APRIL | | MAY | | June | | July | |
|-------|--------|------|--------|------|--------|------|--------|
| DATE | # AWOL | DATE | # AWOL | DATE | # AWOL | DATE | # AWOL |
| 1 | 77 | 1 | 94 | 3 | 82 | 1 | 60 |
| 2 | 80 | 2 | 95 | 4 | 80 | 2 | 59 |
| 3 | 81 | 3 | 93 | 5 | 80 | 3 | 60 |
| 4 | 88 | 6 | 91 | 6 | 84 | 5 | 59 |
| 5 | 85 | 7 | 95 | 7 | 84 | 8 | 58 |
| 8 | 83 | 8 | 95 | 10 | 83 | 9 | 56 |
| 9 | 83 | 9 | 97 | 11 | 82 | 10 | 59 |
| 10 | 83 | 10 | 96 | 12 | 78 | 11 | 61 |
| 11 | 87 | 13 | 96 | 13 | 76 | 12 | 62 |
| 12 | 88 | 14 | 94 | 14 | 77 | 15 | 60 |
| 15 | 87 | 15 | 95 | 17 | 74 | 16 | 59 |
| 16 | 89 | 16 | 94 | 18 | 71 | 17 | 60 |
| 17 | 93 | 17 | 92 | 19 | 70 | 18 | |
| 18 | 94 | 20 | 91 | 20 | 67 | 19 | |
| 19 | 94 | 21 | 91 | 21 | 67 | 22 | |
| 22 | 95 | 22 | 91 | 24 | 66 | 23 | |
| 23 | 97 | 23 | 91 | 25 | 65 | 24 | |
| 24 | 95 | 24 | 91 | 26 | 65 | 25 | |
| 25 | 94 | 28 | 92 | 27 | 64 | 26 | |
| 26 | 93 | 29 | 83 | 28 | 60 | 29 | |
| 29 | 94 | 30 | 84 | 30 | | 30 | |
| 30 | | 31 | 83 | | | 31 | |