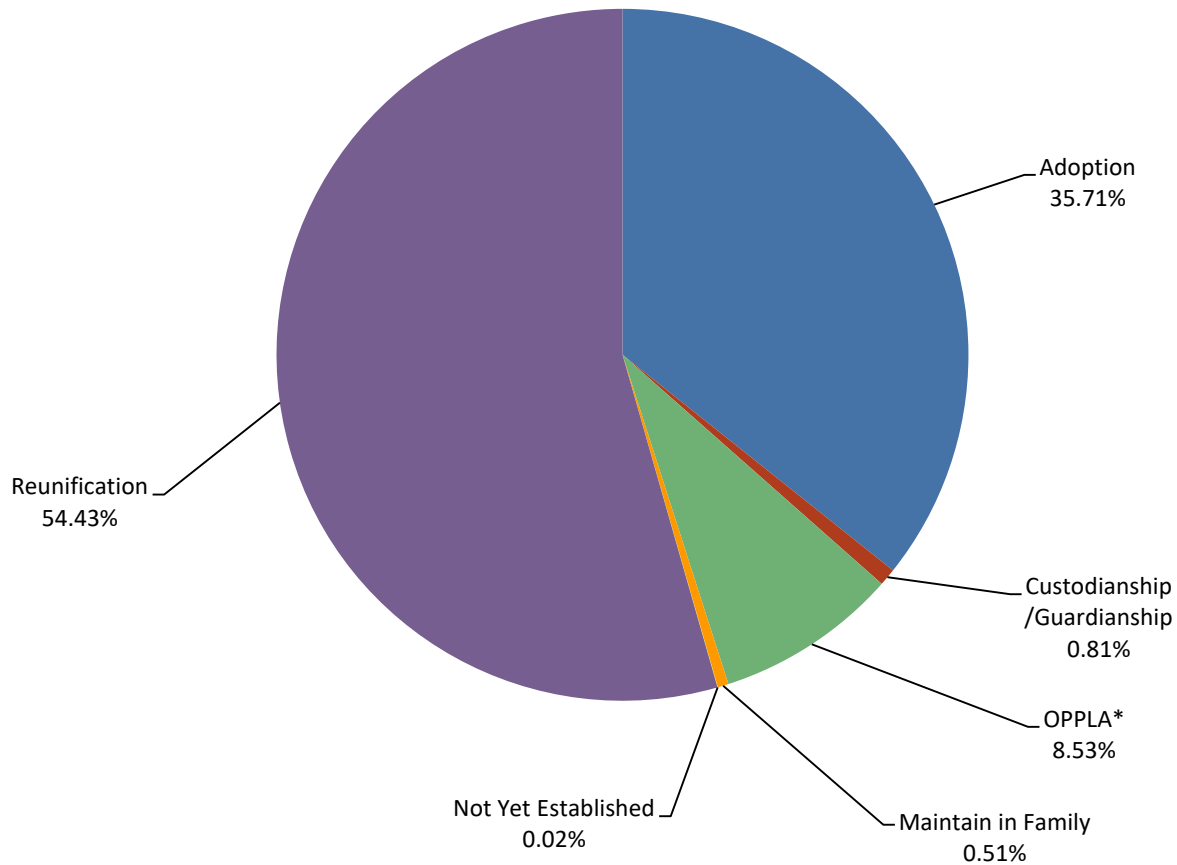




SFY2022 Permanency Goal for Children in Out of Home Placement by Area

Statewide

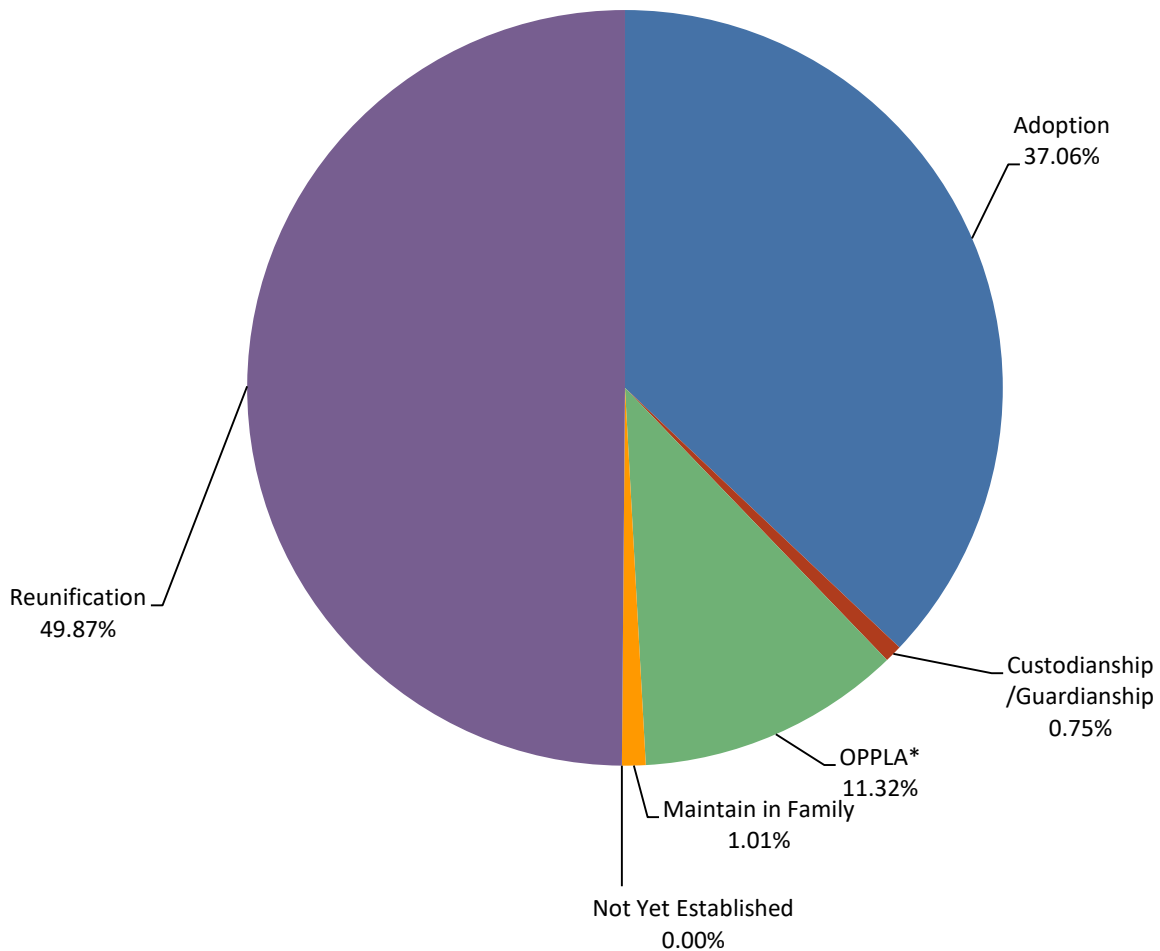
	<u>JUL</u>	<u>AUG</u>	<u>SEP</u>	<u>OCT</u>	<u>NOV</u>	<u>DEC</u>	<u>JAN</u>	<u>FEB</u>	<u>MAR</u>	<u>APR</u>	<u>MAY</u>	<u>JUN</u>	<u>Avg</u>
Adoption	2,422	2,384	2,368	2,403	2,365	2,305	2,318	2,324	2,326	0	0	0	2,357
Custodianship /Guardianship	67	61	63	58	53	47	44	43	43	0	0	0	53
OPPLA*	577	540	550	555	560	559	568	575	583	0	0	0	563
Maintain in Family	66	29	28	30	29	31	32	31	26	0	0	0	34
Not Yet Established	0	0	0	0	0	0	0	1	1	0	0	0	1
Reunification	3,605	3,642	3,698	3,648	3,650	3,589	3,527	3,516	3,458	0	0	0	3,593
Total	6,737	6,656	6,707	6,694	6,657	6,531	6,489	6,490	6,437				



SFY2022 Permanency Goal for Children in Out of Home Placement by Area

Area 1

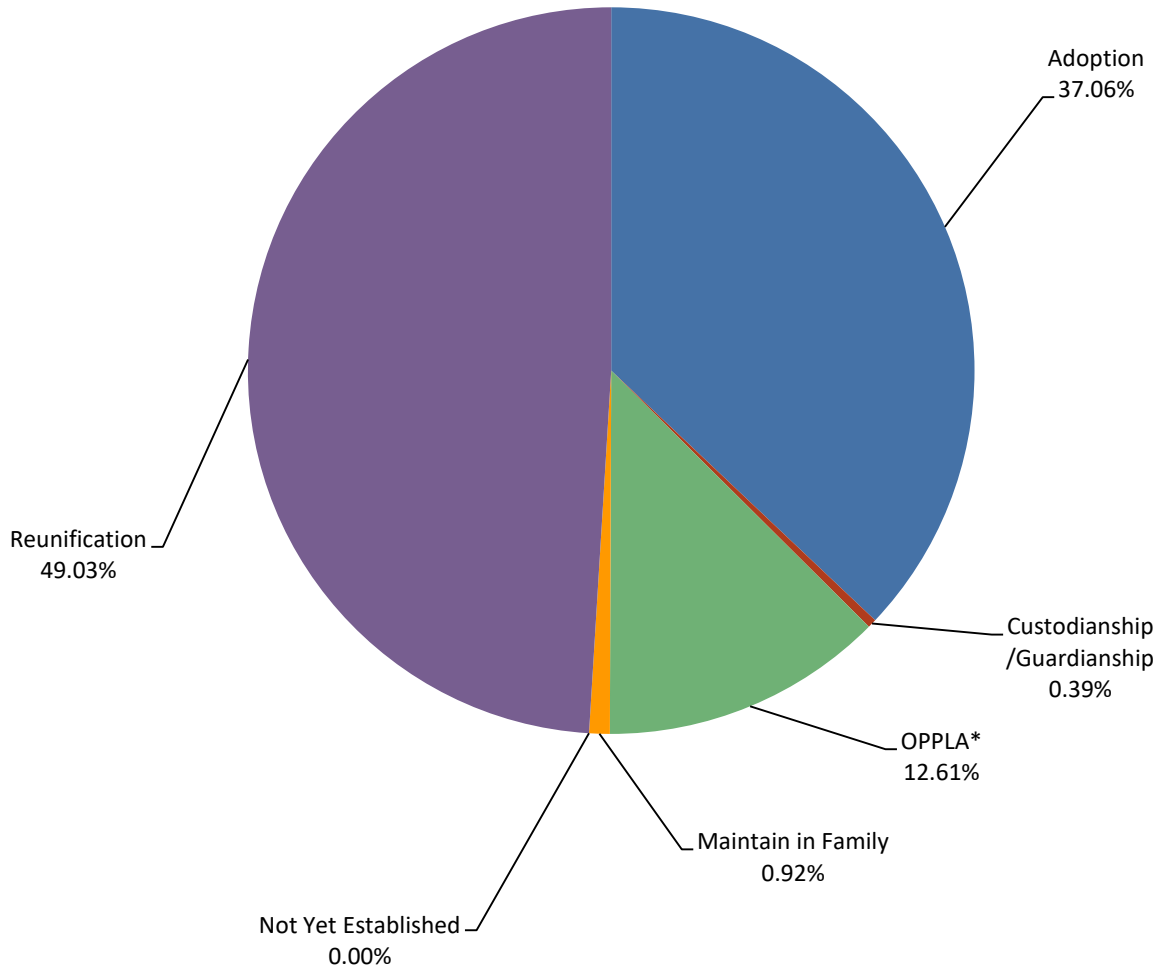
	<u>JUL</u>	<u>AUG</u>	<u>SEP</u>	<u>OCT</u>	<u>NOV</u>	<u>DEC</u>	<u>JAN</u>	<u>FEB</u>	<u>MAR</u>	<u>APR</u>	<u>MAY</u>	<u>JUN</u>	<u>Avg</u>
Adoption	326	309	302	308	298	282	281	285	290	0	0	0	298
Custodianship /Guardianship	8	7	9	8	6	5	4	4	3	0	0	0	6
OPPLA*	96	86	88	93	88	89	89	94	96	0	0	0	91
Maintain in Family	18	7	5	5	4	11	10	6	7	0	0	0	8
Not Yet Established	0	0	0	0	0	0	0	0	0	0	0	0	0
Reunification	369	381	418	417	431	409	393	397	393	0	0	0	401
Total	817	790	822	831	827	796	777	786	789				



SFY2022 Permanency Goal for Children in Out of Home Placement by Area

Area 2

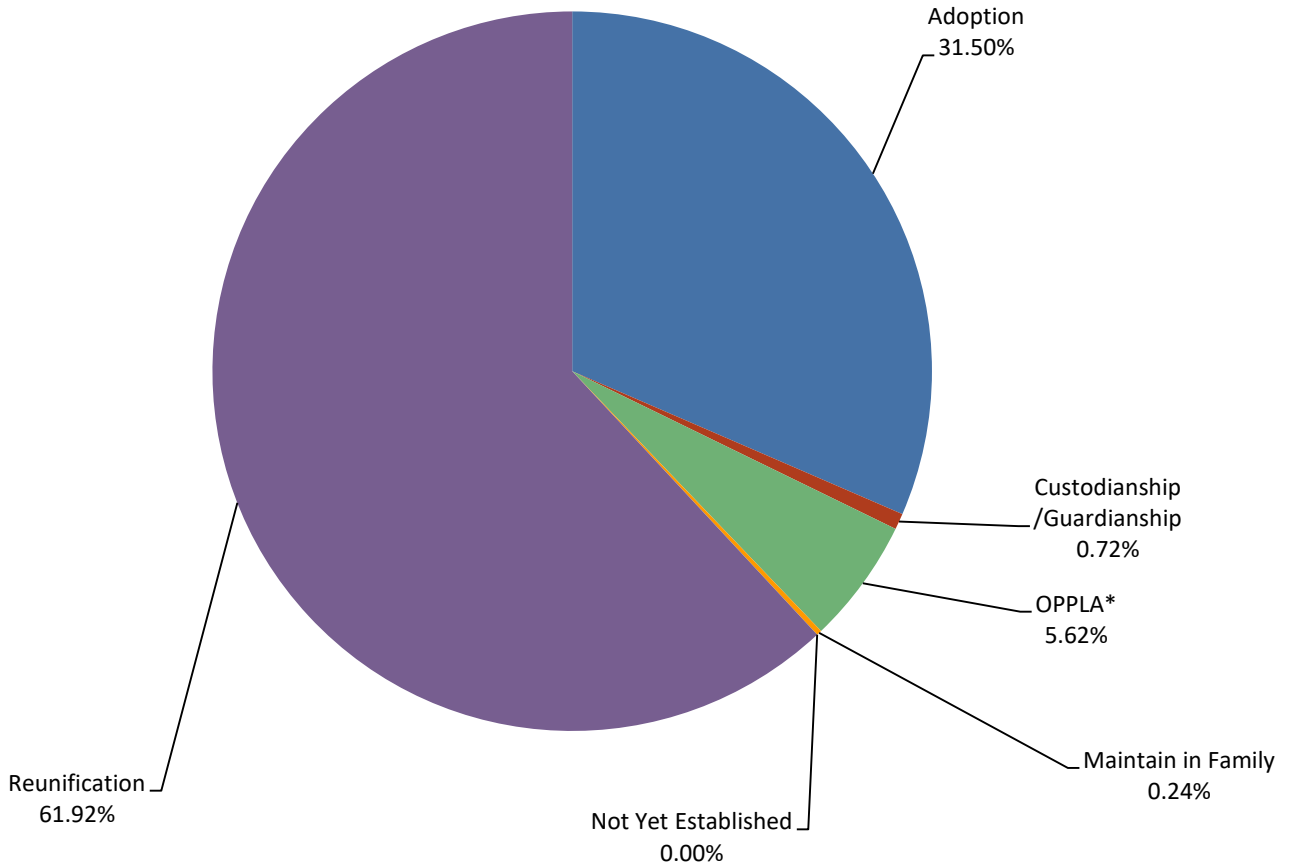
	<u>JUL</u>	<u>AUG</u>	<u>SEP</u>	<u>OCT</u>	<u>NOV</u>	<u>DEC</u>	<u>JAN</u>	<u>FEB</u>	<u>MAR</u>	<u>APR</u>	<u>MAY</u>	<u>JUN</u>	<u>Avg</u>
Adoption	378	376	364	365	341	323	321	325	325	0	0	0	346
Custodianship /Guardianship	6	5	3	3	3	3	1	3	6	0	0	0	4
OPPLA*	117	111	111	117	121	118	122	120	124	0	0	0	118
Maintain in Family	19	7	6	7	7	7	8	9	7	0	0	0	9
Not Yet Established	0	0	0	0	0	0	0	0	0	0	0	0	0
Reunification	439	465	475	464	479	450	447	458	448	0	0	0	458
Total	959	964	959	956	951	901	899	915	910				



SFY2022 Permanency Goal for Children in Out of Home Placement by Area

Area 3

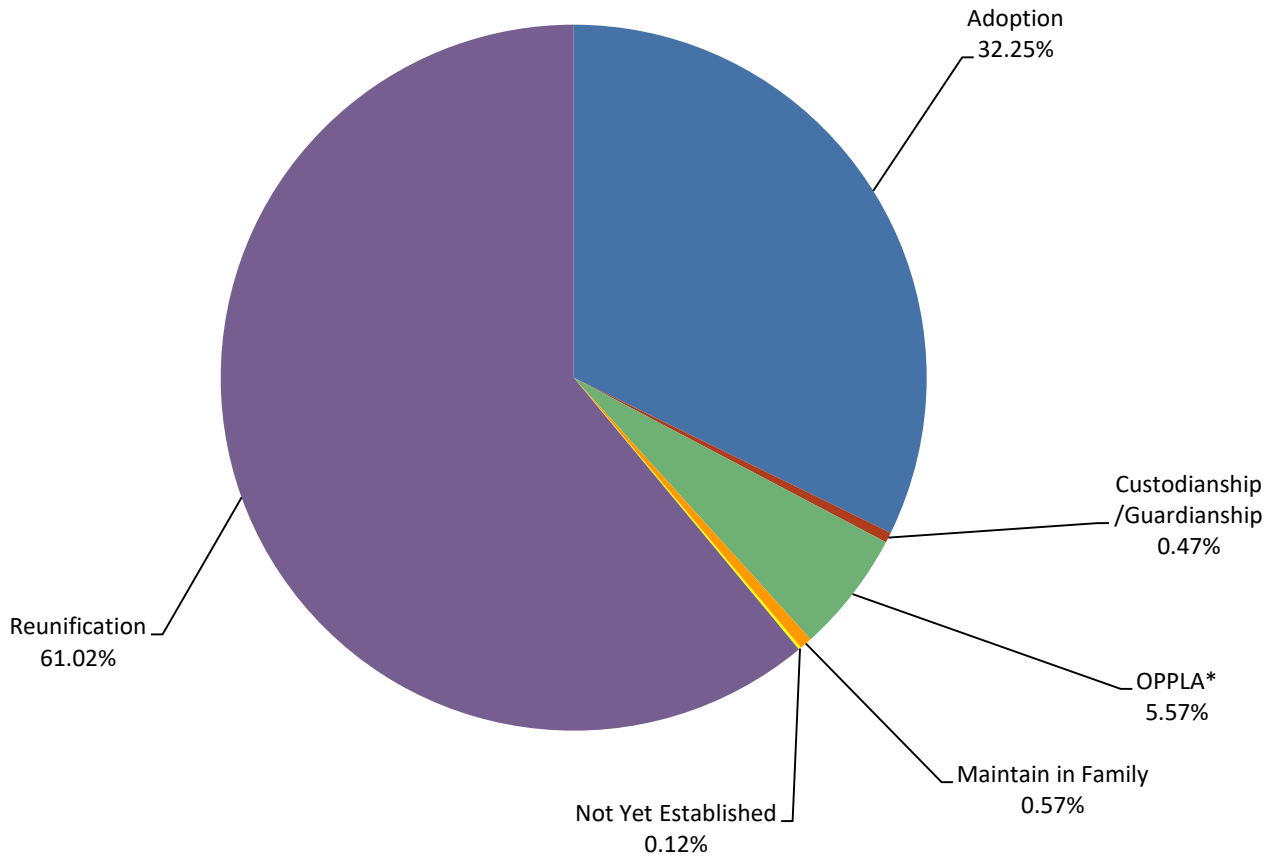
	<u>JUL</u>	<u>AUG</u>	<u>SEP</u>	<u>OCT</u>	<u>NOV</u>	<u>DEC</u>	<u>JAN</u>	<u>FEB</u>	<u>MAR</u>	<u>APR</u>	<u>MAY</u>	<u>JUN</u>	<u>Avg</u>
Adoption	305	301	281	300	310	307	325	327	341	0	0	0	311
Custodianship /Guardianship	8	7	7	7	7	7	8	7	6	0	0	0	7
OPPLA*	55	52	53	49	53	56	58	62	61	0	0	0	55
Maintain in Family	3	2	1	2	3	2	2	2	4	0	0	0	2
Not Yet Established	0	0	0	0	0	0	0	0	0	0	0	0	0
Reunification	599	619	648	645	648	611	598	581	549	0	0	0	611
Total	970	981	990	1,003	1,021	983	991	979	961				



SFY2022 Permanency Goal for Children in Out of Home Placement by Area

Area 4

	<u>JUL</u>	<u>AUG</u>	<u>SEP</u>	<u>OCT</u>	<u>NOV</u>	<u>DEC</u>	<u>JAN</u>	<u>FEB</u>	<u>MAR</u>	<u>APR</u>	<u>MAY</u>	<u>JUN</u>	<u>Avg</u>
Adoption	295	276	266	273	268	262	256	256	246	0	0	0	266
Custodianship /Guardianship	7	7	6	5	4	2	2	1	1	0	0	0	4
OPPLA*	43	39	39	44	50	47	49	51	52	0	0	0	46
Maintain in Family	10	2	2	6	7	4	2	5	0	0	0	0	5
Not Yet Established	0	0	0	0	0	0	0	1	1	0	0	0	1
Reunification	515	537	527	503	490	492	481	493	499	0	0	0	504
Total	870	861	840	831	819	807	790	807	799				

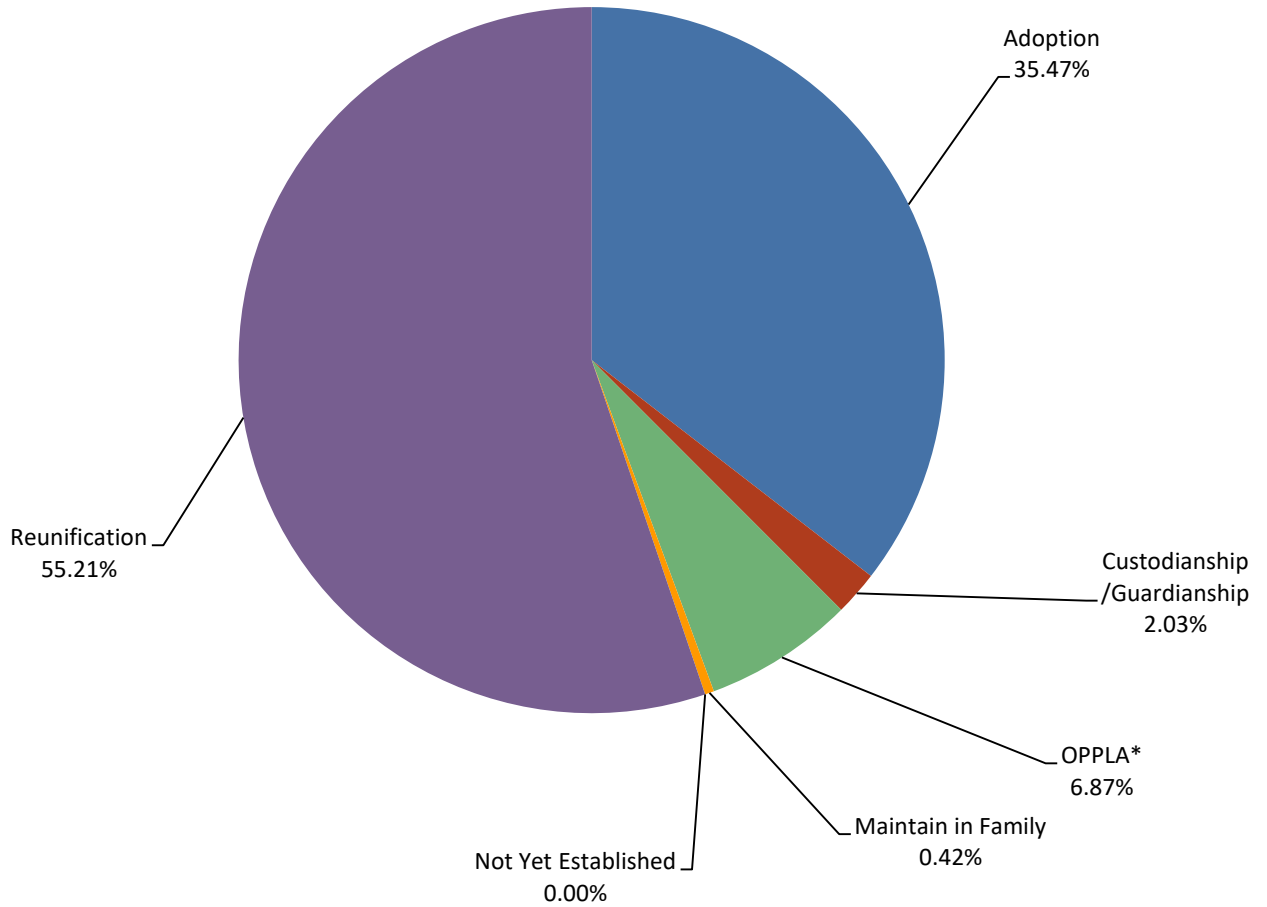


*Other planned permanent living arrangement (OPPLA). This is a permanency option only when other options such as reunification, adoption, or guardianship have been ruled out.

SFY2022 Permanency Goal for Children in Out of Home Placement by Area

Area 5

	<u>JUL</u>	<u>AUG</u>	<u>SEP</u>	<u>OCT</u>	<u>NOV</u>	<u>DEC</u>	<u>JAN</u>	<u>FEB</u>	<u>MAR</u>	<u>APR</u>	<u>MAY</u>	<u>JUN</u>	<u>Avg</u>
Adoption	233	244	244	231	225	230	222	221	226	0	0	0	231
Custodianship /Guardianship	15	14	16	15	14	13	12	10	10	0	0	0	13
OPPLA*	46	45	46	44	42	46	47	43	43	0	0	0	45
Maintain in Family	4	5	5	2	1	0	0	1	1	0	0	0	3
Not Yet Established	0	0	0	0	0	0	0	0	0	0	0	0	0
Reunification	381	370	357	364	361	362	358	342	336	0	0	0	359
Total	679	678	668	656	643	651	639	617	616				

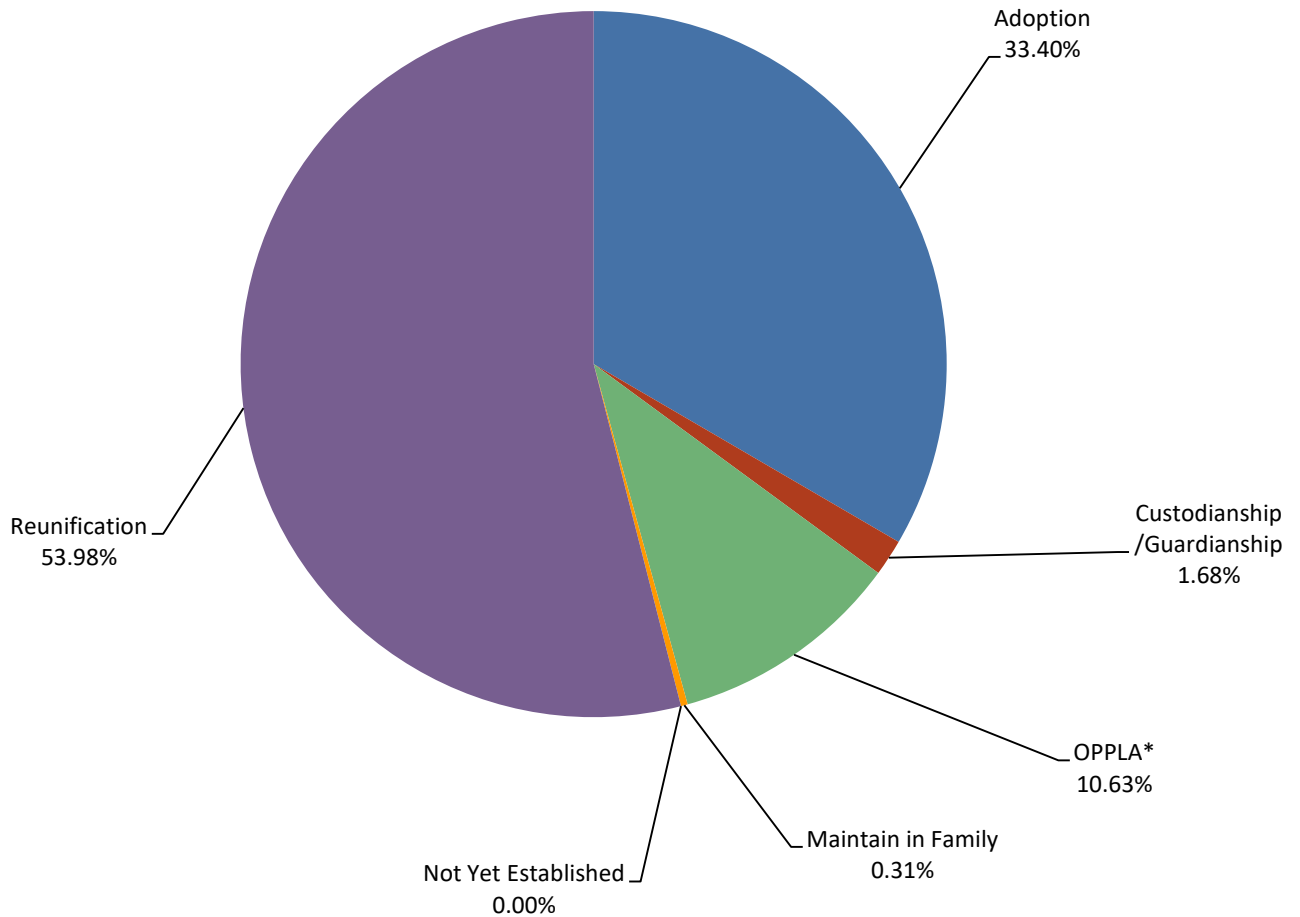


*Other planned permanent living arrangement (OPPLA). This is a permanency option only when other options such as reunification, adoption, or guardianship have been ruled out.

SFY2022 Permanency Goal for Children in Out of Home Placement by Area

Area 6

	<u>JUL</u>	<u>AUG</u>	<u>SEP</u>	<u>OCT</u>	<u>NOV</u>	<u>DEC</u>	<u>JAN</u>	<u>FEB</u>	<u>MAR</u>	<u>APR</u>	<u>MAY</u>	<u>JUN</u>	<u>Avg</u>
Adoption	221	221	224	235	229	230	233	240	240	0	0	0	230
Custodianship /Guardianship	13	13	13	11	11	10	11	11	11	0	0	0	12
OPPLA*	83	73	72	71	70	72	70	73	76	0	0	0	73
Maintain in Family	4	2	0	0	1	1	4	2	1	0	0	0	2
Not Yet Established	0	0	0	0	0	0	0	0	0	0	0	0	0
Reunification	423	413	401	366	357	357	356	344	333	0	0	0	372
Total	744	722	710	683	668	670	674	670	661				

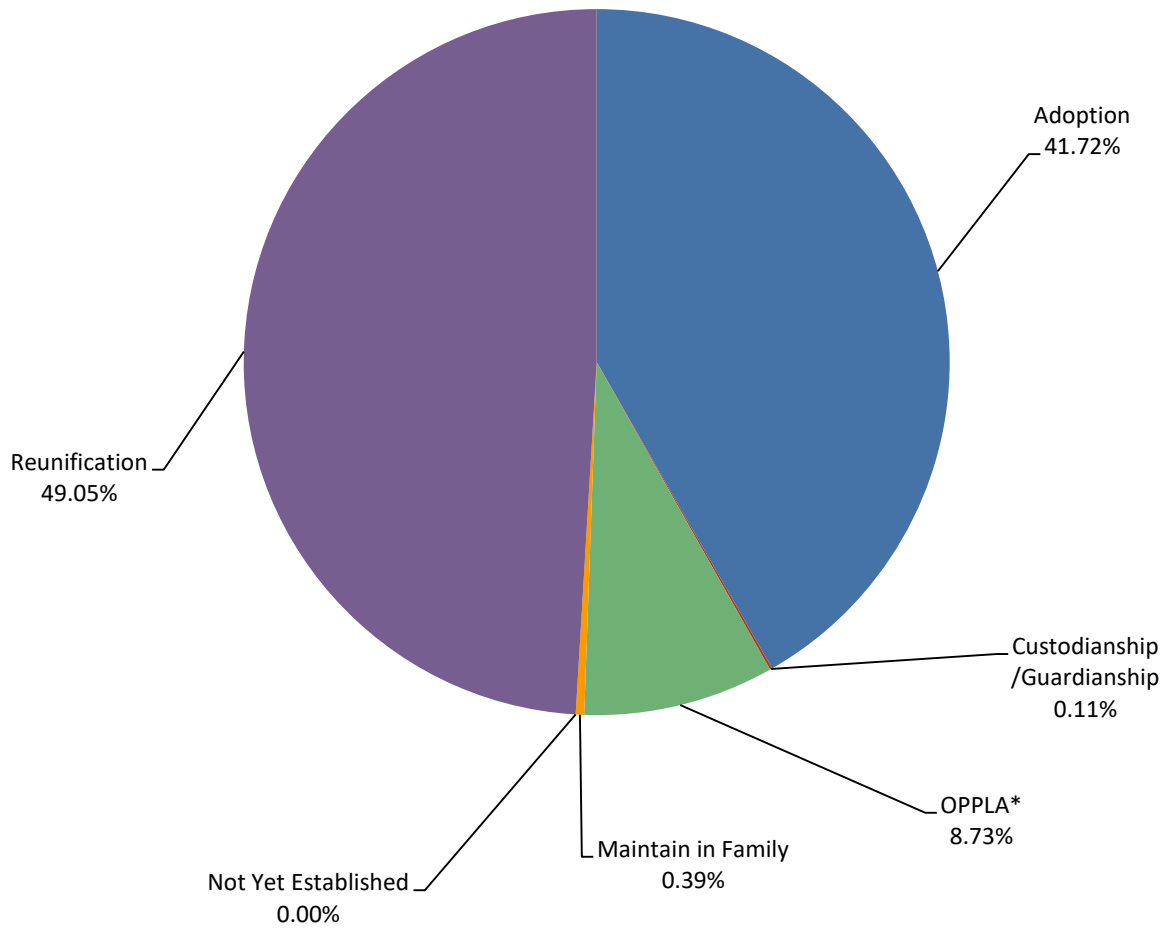


*Other planned permanent living arrangement (OPPLA). This is a permanency option only when other options such as reunification, adoption, or guardianship have been ruled out.

SFY2022 Permanency Goal for Children in Out of Home Placement by Area

Area 7

	<u>JUL</u>	<u>AUG</u>	<u>SEP</u>	<u>OCT</u>	<u>NOV</u>	<u>DEC</u>	<u>JAN</u>	<u>FEB</u>	<u>MAR</u>	<u>APR</u>	<u>MAY</u>	<u>JUN</u>	<u>Avg</u>
Adoption	491	482	513	515	520	502	511	499	490	0	0	0	503
Custodianship /Guardianship	1	1	2	2	1	1	1	2	1	0	0	0	1
OPPLA*	102	100	108	108	106	105	108	107	103	0	0	0	105
Maintain in Family	7	3	3	3	4	5	6	6	5	0	0	0	5
Not Yet Established	0	0	0	0	0	0	0	0	0	0	0	0	0
Reunification	592	567	566	582	574	609	599	614	615	0	0	0	591
Total	1,193	1,153	1,192	1,210	1,205	1,222	1,225	1,228	1,214				

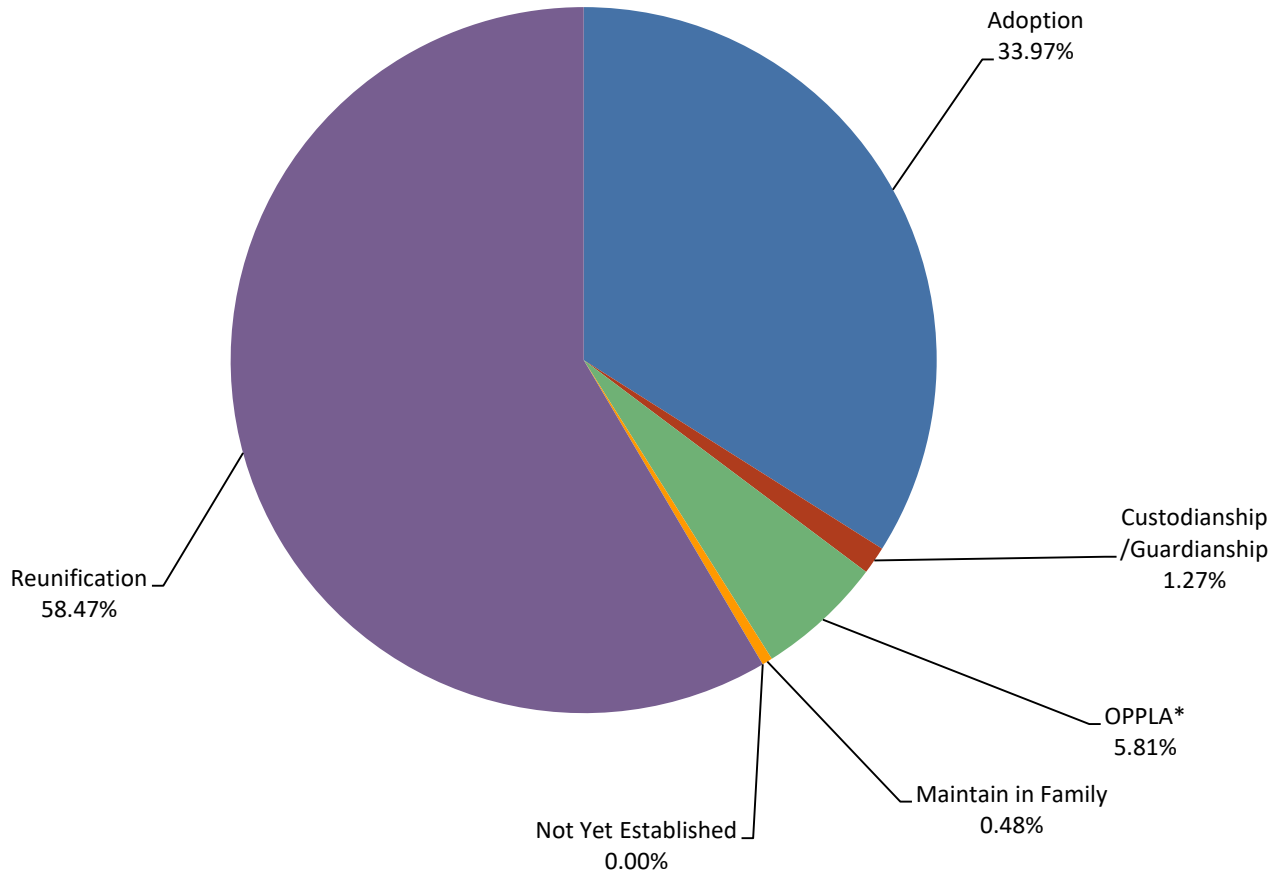


*Other planned permanent living arrangement (OPPLA). This is a permanency option only when other options such as reunification, adoption, or guardianship have been ruled out.

SFY2022 Permanency Goal for Children in Out of Home Placement by Area

Area 8

	<u>JUL</u>	<u>AUG</u>	<u>SEP</u>	<u>OCT</u>	<u>NOV</u>	<u>DEC</u>	<u>JAN</u>	<u>FEB</u>	<u>MAR</u>	<u>APR</u>	<u>MAY</u>	<u>JUN</u>	<u>Avg</u>
Adoption	173	175	174	176	174	169	169	171	168	0	0	0	172
Custodianship /Guardianship	9	7	7	7	7	6	5	5	5	0	0	0	6
OPPLA*	35	34	33	29	30	26	25	25	28	0	0	0	29
Maintain in Family	1	1	6	5	2	1	0	0	1	0	0	0	2
Not Yet Established	0	0	0	0	0	0	0	0	0	0	0	0	0
Reunification	287	290	306	307	310	299	295	287	285	0	0	0	296
Total	505	507	526	524	523	501	494	488	487				



*Other planned permanent living arrangement (OPPLA). This is a permanency option only when other options such as reunification, adoption, or guardianship have been ruled out.

Data Source: FACTS
4/16/2022