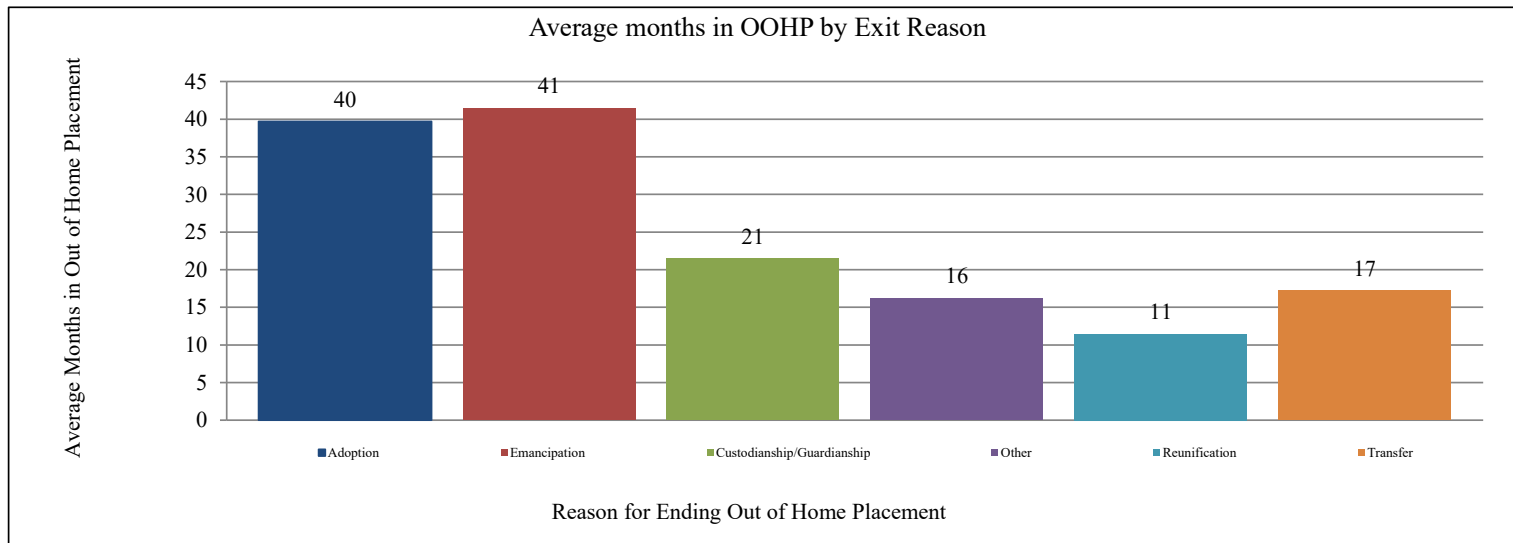




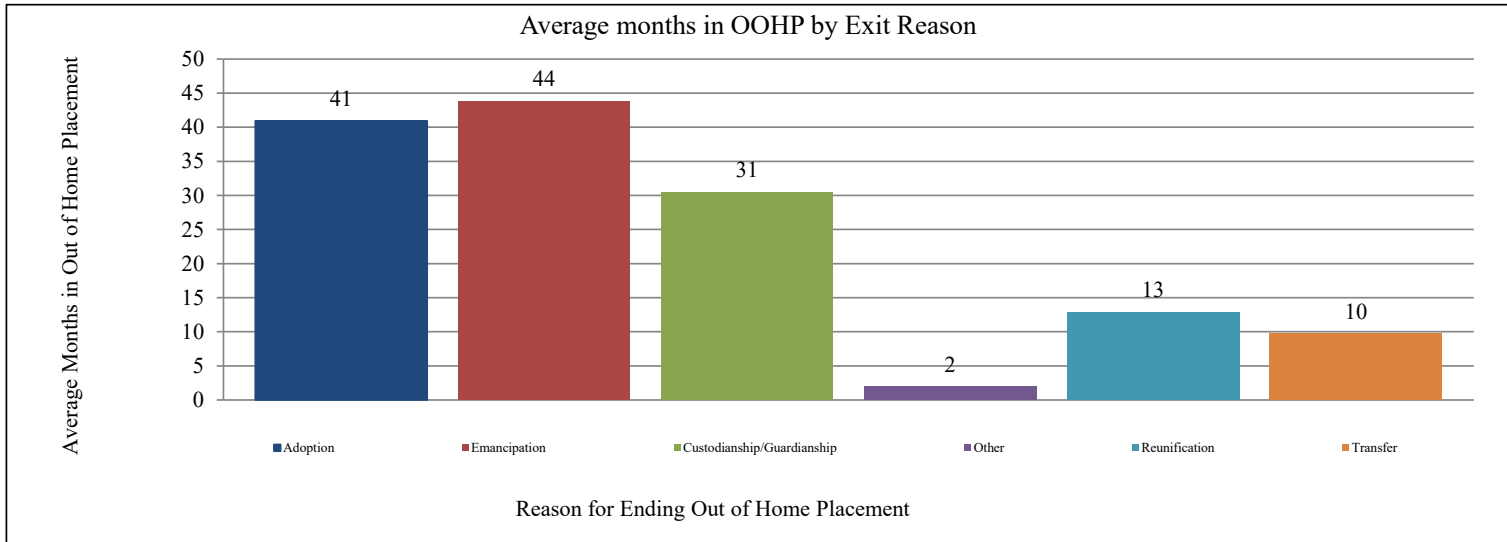
Length of Stay and Reason for Ending Out of Home Placement SFY2022
March 31, 2022

Statewide	JUL	AUG	SEP	Oct	NOV	DEC	JAN	FEB	MAR	APR	MAY	JUN	Total	Max Age	Min Age	Avg Age	Max Days	Min Days	Avg Mos
Adoption	85	93	63	69	138	77	61	57	62				705	17	0	7	5,244	243	40
Emancipation	51	64	34	37	28	31	37	22	35				339	21	17	18	7,611	2	41
Custodianship/Guardianship	22	17	6	7	29	16	8	17	9				131	17	0	11	3,337	28	21
Other	0	0	1	2	1	1	3	1	1				10	19	0	10	1,672	31	16
Reunification	150	225	109	187	128	201	143	115	181				1,439	18	0	8	1,994	1	11
Transfer	2	1	11	4	7	15	6	4	7				57	18	0	9	3,776	1	17
Total	310	400	224	306	331	341	258	216	295				2,681	21	0	9	7,611	1	23.3



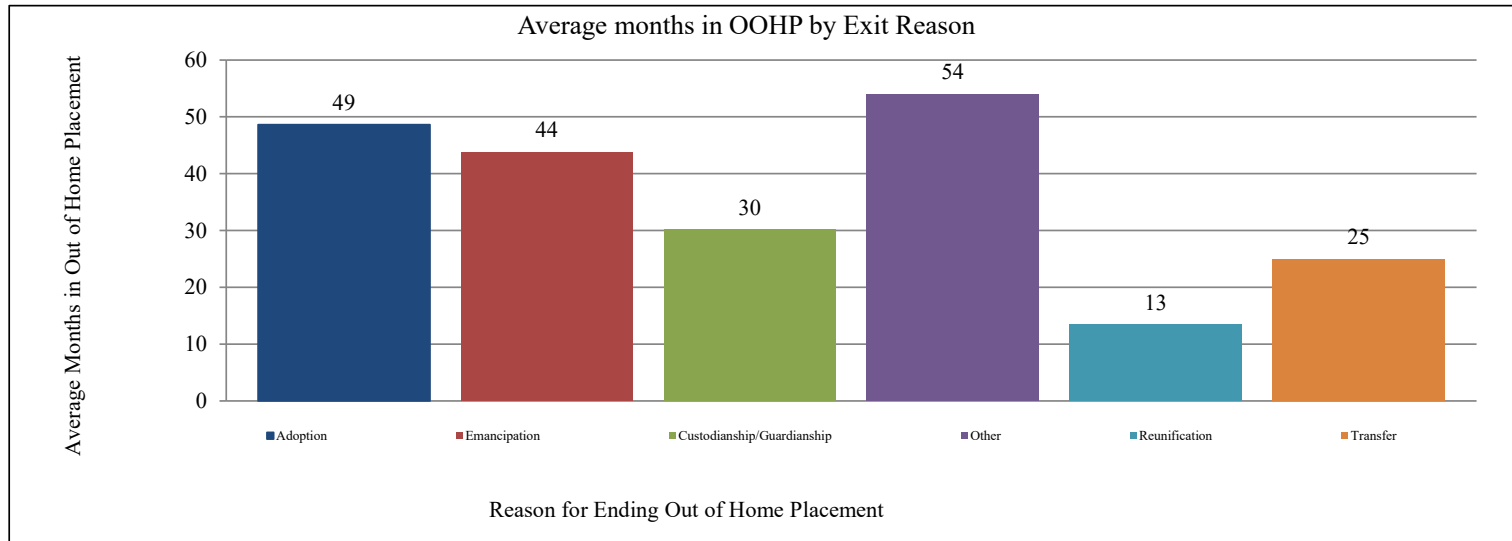
Length of Stay and Reason for Ending Out of Home Placement SFY2022

Kansas City Region	JUL	AUG	SEP	Oct	NOV	DEC	JAN	FEB	MAR	APR	MAY	JUN	Total	Max Age	Min Age	Avg Age	Max Days	Min Days	Avg Mos
Adoption	25	11	11	25	26	9	15	18	8				148	17	1	7	3,387	410	41
Emancipation	8	22	5	13	9	2	12	6	4				81	21	18	18	6,073	48	44
Custodianship/Guardianship	0	5	2	0	3	4	2	3	1				20	17	3	11	2,050	441	31
Other	0	0	0	0	0	0	0	1	0				1	0	0	0	73	73	2
Reunification	25	36	34	47	21	20	19	14	23				239	17	0	7	1,691	14	13
Transfer	2	0	3	0	0	2	1	0	2				10	17	1	8	958	15	10
Total	60	74	55	85	59	37	49	42	38				499	21	0	9	6,073	14	26.8



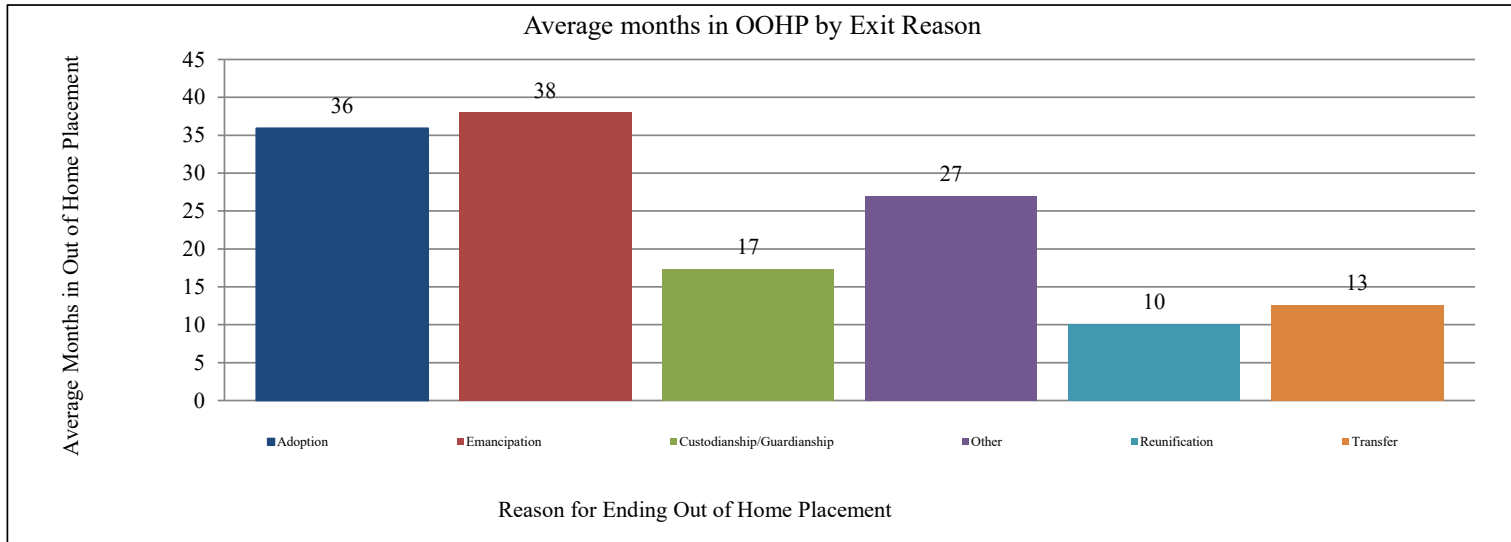
Length of Stay and Reason for Ending Out of Home Placement SFY2022

Northeast Region	JUL	AUG	SEP	Oct	NOV	DEC	JAN	FEB	MAR	APR	MAY	JUN	Total	Max Age	Min Age	Avg Age	Max Days	Min Days	Avg Mos
Adoption	12	6	17	7	15	6	8	11	2				84	16	1	8	5,244	434	49
Emancipation	5	7	9	2	3	5	3	7	3				44	19	18	18	4,751	46	44
Custodianship/Guardianship	1	0	1	0	4	0	1	1	0				8	17	4	13	2,047	552	30
Other	0	0	0	0	1	0	0	0	0				1	19	19	19	1,672	1,672	54
Reunification	20	29	5	17	14	23	11	12	33				164	17	0	8	1,994	2	13
Transfer	0	0	1	0	1	0	1	0	2				5	17	11	15	1,672	63	25
Total	38	42	33	26	38	34	24	31	40				306	19	0	10	5,244	2	28.2



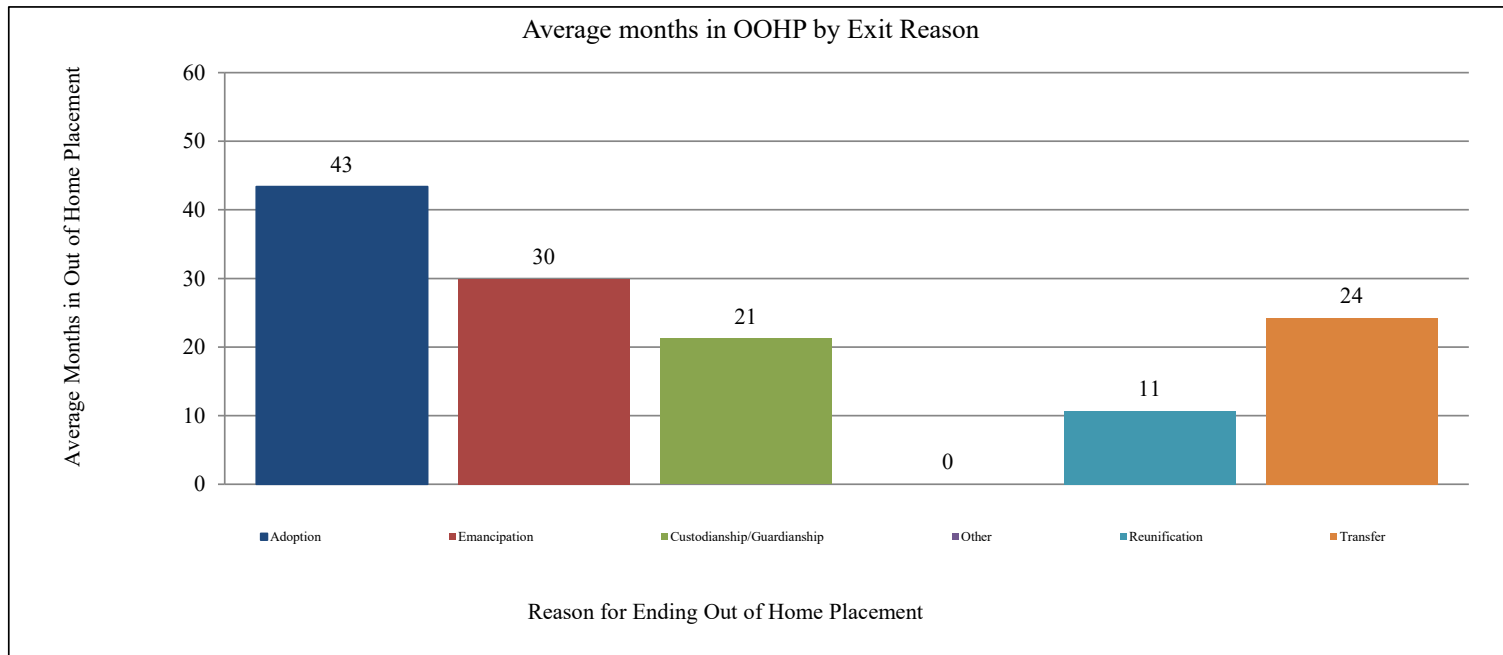
Length of Stay and Reason for Ending Out of Home Placement SFY2022

Northwest Region	JUL	AUG	SEP	Oct	NOV	DEC	JAN	FEB	MAR	APR	MAY	JUN	Total	Max Age	Min Age	Avg Age	Max Days	Min Days	Avg Mos
Adoption	8	6	2	7	28	16	5	7	4				83	17	0	7	2,483	323	36
Emancipation	14	7	6	5	4	9	2	3	7				57	20	17	18	4,046	2	38
Custodianship/Guardianship	9	3	0	2	1	0	0	2	2				19	16	2	10	876	28	17
Other	0	0	1	0	0	0	0	0	0				1	18	18	18	844	844	27
Reunification	23	39	8	22	16	32	23	20	29				212	17	0	9	1,374	1	10
Transfer	0	0	0	0	3	4	2	1	0				10	15	4	10	1,085	89	13
Total	54	55	17	36	52	61	32	33	42				382	20	0	10	4,046	1	20.3



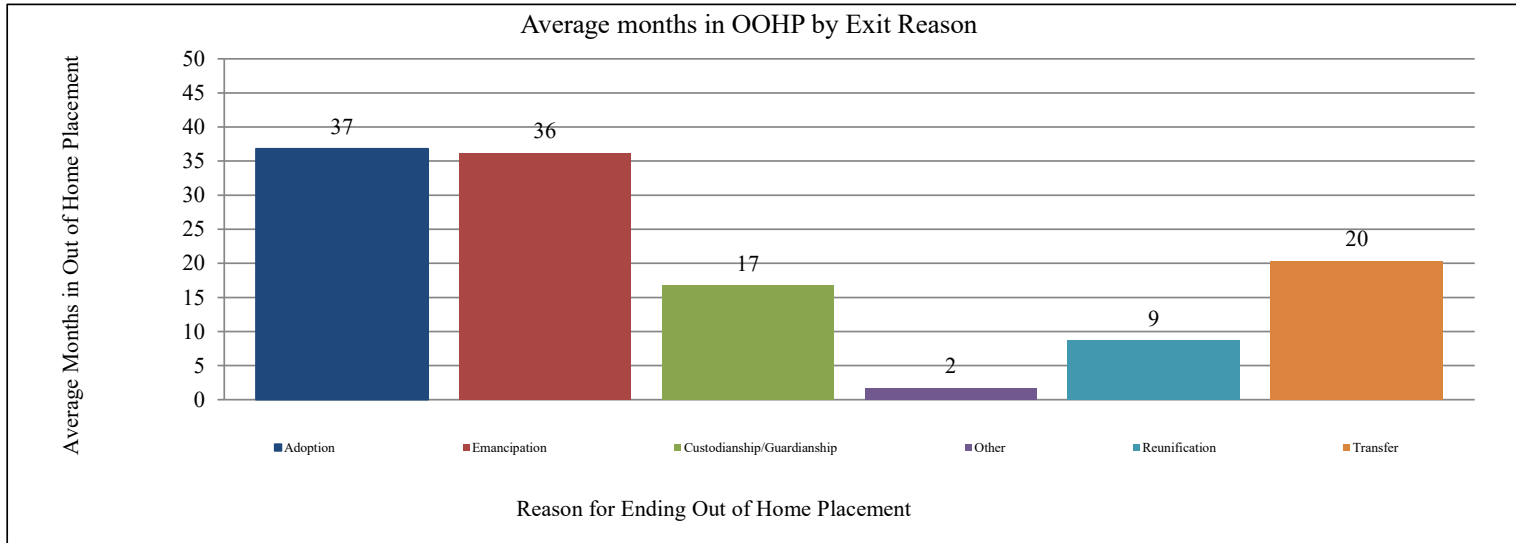
Length of Stay and Reason for Ending Out of Home Placement SFY2022

Southeast Region	JUL	AUG	SEP	Oct	NOV	DEC	JAN	FEB	MAR	APR	MAY	JUN	Total	Max Age	Min Age	Avg Age	Max Days	Min Days	Avg Mos
Adoption	10	19	15	5	13	12	4	3	12				93	17	1	9	2,419	515	43
Emancipation	13	7	4	3	3	2	3	2	2				39	20	18	18	3,386	124	30
Custodianship/Guardianship	2	2	2	3	5	4	2	3	3				26	17	0	12	3,337	91	21
Other	0	0	0	0	0	0	0	0	0				0	0	0	0	0	0	0
Reunification	16	25	15	25	25	18	21	17	23				185	17	0	9	1,186	9	11
Transfer	0	1	2	0	0	1	0	0	0				4	12	1	6	1,032	558	24
Total	41	54	38	36	46	37	30	25	40				347	20	0	10	3386	9	23



Length of Stay and Reason for Ending Out of Home Placement SFY2022

Southwest Region	JUL	AUG	SEP	Oct	NOV	DEC	JAN	FEB	MAR	APR	MAY	JUN	Total	Max Age	Min Age	Avg Age	Max Days	Min Days	Avg Mos
Adoption	14	22	13	13	33	16	12	10	8				141	17	0	7	3,290	243	37
Emancipation	6	12	6	4	5	6	10	2	7				58	21	18	18	4,959	19	36
Custodianship/Guardianship	7	5	1	1	8	7	1	0	0				30	17	1	10	1,714	76	17
Other	0	0	0	1	0	0	2	0	0				3	17	2	7	87	31	2
Reunification	30	40	23	32	22	45	25	28	28				273	17	0	8	974	1	9
Transfer	0	0	1	2	1	6	1	1	2				14	17	3	10	1,095	2	20
Total	57	79	44	53	69	80	51	41					519	21	0	9	4,959	1	20



Length of Stay and Reason for Ending Out of Home Placement SFY2022

Wichita Region	JUL	AUG	SEP	OCT	NOV	DEC	JAN	FEB	MAR	APR	MAY	JUN	Total	Max Age	Min Age	Avg Age	Max Days	Min Days	Avg Mos
Adoption	16	29	5	12	23	18	17	8	28				156	17	1	7	3,679	339	36
Emancipation	5	9	4	10	4	7	7	2	12				60	21	18	18	7,611	57	52
Custodianship/Guardianship	3	2	0	1	8	1	2	8	3				28	17	0	12	1,344	44	21
Other	0	0	0	1	0	1	1	0	1				4	18	1	9	901	299	19
Reunification	36	56	24	44	30	63	44	24	45				366	18	0	7	1,412	1	13
Transfer	0	0	4	2	2	2	1	2	1				14	18	0	8	3,776	1	18
Total	60	96	37	70	67	92	72	44	90				628	21	0	8	7611	1	23

