



FY 2022 Removals, Exits and Out of Home Summary (FACTS)

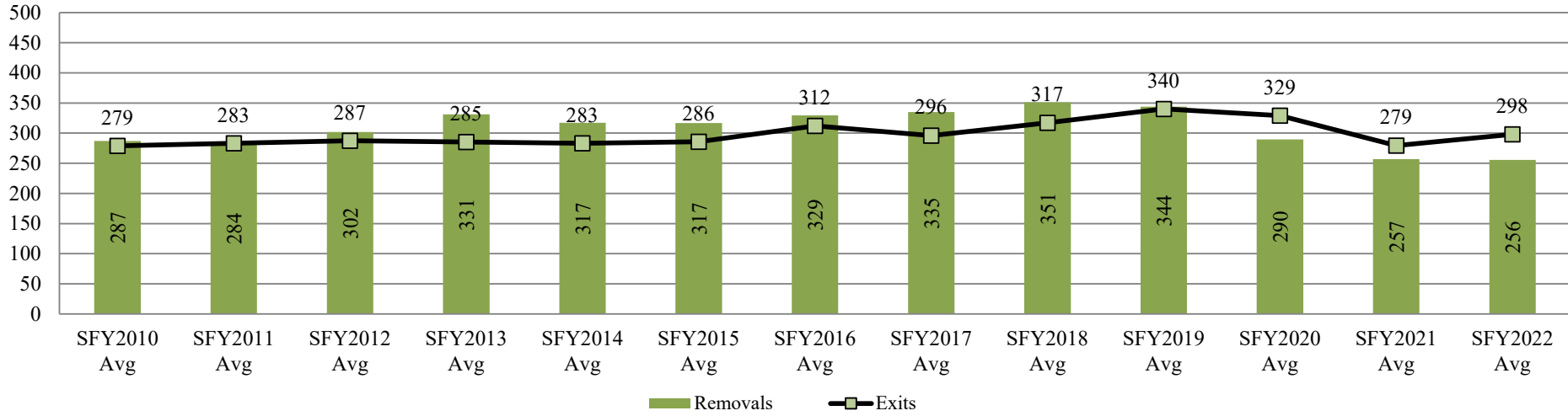
This report contains information on the number children removed into foster care in a given month, the number of children who exited foster care placement outside of their home in a given month, and the number of children who are in a foster care placement outside of their home (OOH) on the last day of each month. Information is provided by DCF Region and County.

4/16/2022

By DCF Region	Type of Information	Jul	Aug	Sep	Oct	Nov	Dec	Jan	Feb	Mar	Apr	May	Jun	Fiscal year Total	Fiscal year Average
Kansas City Region	Removals	40	44	31	54	37	36	30	17	44	0	0	0	333	37
Kansas City Region	Exits	60	74	55	85	59	37	49	42	38	0	0	0	499	55
Kansas City Region	OOH Last Day of the Month	1423	1400	1378	1339	1311	1321	1313	1287	1277	0	0	0		1,339
Northeast Region	Removals	41	49	50	41	37	12	28	20	22	0	0	0	300	33
Northeast Region	Exits	38	42	33	26	38	34	24	31	40	0	0	0	306	34
Northeast Region	OOH Last Day of the Month	970	981	990	1003	1021	983	991	979	961	0	0	0		987
Northwest Region	Removals	35	43	43	29	47	24	31	54	31	0	0	0	337	37
Northwest Region	Exits	54	55	17	36	52	61	32	33	42	0	0	0	382	42
Northwest Region	OOH Last Day of the Month	701	689	712	712	715	671	669	688	675	0	0	0		692
Southeast Region	Removals	35	41	20	27	21	33	19	36	31	0	0	0	263	29
Southeast Region	Exits	41	54	38	36	46	37	30	25	40	0	0	0	347	39
Southeast Region	OOH Last Day of the Month	870	861	840	831	819	807	790	807	799	0	0	0		825
Southwest Region	Removals	37	56	60	48	43	41	45	52	56	0	0	0	438	49
Southwest Region	Exits	57	79	44	53	69	80	51	41	45	0	0	0	519	58
Southwest Region	OOH Last Day of the Month	1075	1065	1069	1075	1063	1026	1007	1013	1024	0	0	0		1,046
Wichita Region	Removals	63	65	87	70	68	83	71	44	80	0	0	0	631	70
Wichita Region	Exits	60	96	37	70	67	92	72	44	90	0	0	0	628	70
Wichita Region	OOH Last Day of the Month	1698	1660	1718	1734	1728	1723	1719	1716	1701	0	0	0		1,711
State	Removals	251	298	291	269	253	229	224	223	264	0	0	0	2,302	256
State	Exits	310	400	224	306	331	341	258	216	295	0	0	0	2,681	298
State	OOH Last Day of the Month	6737	6656	6707	6694	6657	6531	6489	6490	6437	0	0	0		6,600

*Beginning in SFY2015 Discharges were replaced by Exits from Out of Home Placements.

Fiscal Year Average Removals and Exits SFY2010-SFY2022



Data Sources:

Removals- from FACTS

Exits- from FACTS

OOH Last Day of the Month- from FACTS

Information By County grouped in DCF Regions

County	Type of Information	Jul	Aug	Sep	Oct	Nov	Dec	Jan	Feb	Mar	Apr	May	Jun	Fiscal year Total	Fiscal year Average
AL ALLEN	Removals	7	0	1	7	0	0	0	0	2	0	0	0	17	4
AL ALLEN	Exits	1	1	7	2	8	1	2	5	5	0	0	0	32	4
AL ALLEN	OOH Last Day of the Month	66	66	60	65	61	56	54	49	44	0	0	0		58
AN ANDERSON	Removals	3	4	0	1	1	0	0	0	1	0	0	0	10	2
AN ANDERSON	Exits	2	0	0	6	2	0	4	2	0	0	0	0	16	3
AN ANDERSON	OOH Last Day of the Month	20	24	24	19	18	18	14	14	15	0	0	0		18
AT ATCHISON	Removals	2	0	0	1	1	0	0	1	3	0	0	0	8	2
AT ATCHISON	Exits	0	5	1	2	1	1	1	2	1	0	0	0	14	2
AT ATCHISON	OOH Last Day of the Month	54	51	49	48	48	47	46	45	48	0	0	0		48
BA BARBER	Removals	0	1	0	1	0	0	0	0	3	0	0	0	5	2
BA BARBER	Exits	1	1	0	1	1	2	1	0	0	0	0	0	7	1
BA BARBER	OOH Last Day of the Month	23	24	23	24	23	21	19	19	22	0	0	0		22
BB BOURBON	Removals	1	1	0	6	1	5	4	4	2	0	0	0	24	3
BB BOURBON	Exits	2	2	3	3	4	4	3	2	4	0	0	0	27	3
BB BOURBON	OOH Last Day of the Month	52	51	46	52	47	50	50	54	49	0	0	0		50
BR BROWN	Removals	0	8	10	4	7	2	4	0	1	0	0	0	36	5
BR BROWN	Exits	2	6	1	6	3	10	6	2	4	0	0	0	40	4
BR BROWN	OOH Last Day of the Month	80	84	94	92	94	89	87	84	82	0	0	0		87
BT BARTON	Removals	4	9	9	7	5	4	3	6	2	0	0	0	49	5
BT BARTON	Exits	4	11	1	12	4	4	5	5	5	0	0	0	51	6
BT BARTON	OOH Last Day of the Month	81	79	84	80	80	84	78	78	76	0	0	0		80

BU BUTLER	Removals	8	12	20	6	7	8	4	3	11	0	0	0	79	9
BU BUTLER	Exits	10	12	8	12	12	10	7	7	7	0	0	0	85	9
BU BUTLER	OOH Last Day of the Month	208	211	226	222	220	217	210	210	214	0	0	0		215
CA CLARK	Removals	0	0	0	0	0	0	0	0	0	0	0	0	0	0
CA CLARK	Exits	4	0	0	0	0	0	0	0	0	0	0	0	4	4
CA CLARK	OOH Last Day of the Month	1	1	1	1	2	2	2	2	2	0	0	0		2
CD CLOUD	Removals	0	0	2	0	3	2	5	2	2	0	0	0	16	3
CD CLOUD	Exits	2	0	0	3	4	0	7	2	0	0	0	0	18	4
CD CLOUD	OOH Last Day of the Month	43	43	45	42	40	40	40	33	40	0	0	0		41
CF COFFEY	Removals	1	0	0	0	0	0	0	0	0	0	0	0	1	1
CF COFFEY	Exits	0	4	0	0	0	2	2	6	0	0	0	0	14	4
CF COFFEY	OOH Last Day of the Month	18	15	15	15	15	13	11	4	4	0	0	0		12
CK CHEROKEE	Removals	2	2	5	0	1	0	1	4	0	0	0	0	15	3
CK CHEROKEE	Exits	5	2	1	4	4	2	0	0	2	0	0	0	20	3
CK CHEROKEE	OOH Last Day of the Month	39	39	40	39	39	34	35	39	37	0	0	0		38
CL COWLEY	Removals	1	3	3	0	2	0	8	0	7	0	0	0	24	4
CL COWLEY	Exits	1	4	5	2	1	3	5	2	2	0	0	0	25	3
CL COWLEY	OOH Last Day of the Month	77	77	74	71	74	72	74	70	73	0	0	0		74
CM COMANCHE	Removals	0	0	0	0	0	0	0	0	0	0	0	0	0	0
CM COMANCHE	Exits	0	0	0	0	1	0	0	0	0	0	0	0	1	1
CM COMANCHE	OOH Last Day of the Month	4	4	4	4	3	3	3	3	3	0	0	0		3
CN CHEYENNE	Removals	0	0	0	1	0	0	0	0	0	0	0	0	1	1
CN CHEYENNE	Exits	0	0	0	0	0	0	0	0	0	0	0	0	0	0
CN CHEYENNE	OOH Last Day of the Month	4	4	4	5	5	5	5	5	5	0	0	0		5
CQ CHAUTAUQUA	Removals	0	0	0	0	2	0	0	0	0	0	0	0	2	2
CQ CHAUTAUQUA	Exits	2	0	0	1	0	0	0	0	0	0	0	0	3	2
CQ CHAUTAUQUA	OOH Last Day of the Month	10	10	10	9	11	11	11	11	11	0	0	0		10
CR CRAWFORD	Removals	9	17	9	9	3	7	3	3	2	0	0	0	62	7
CR CRAWFORD	Exits	4	11	8	4	3	4	6	4	4	0	0	0	48	5
CR CRAWFORD	OOH Last Day of the Month	133	138	140	144	146	149	145	145	146	0	0	0		143
CS CHASE	Removals	0	0	0	0	0	0	0	0	0	0	0	0	0	0
CS CHASE	Exits	0	0	0	1	0	0	0	0	0	0	0	0	1	1
CS CHASE	OOH Last Day of the Month	11	11	7	7	6	6	6	6	6	0	0	0		7
CY CLAY	Removals	0	0	1	1	0	0	0	0	2	0	0	0	4	1
CY CLAY	Exits	0	0	1	5	1	2	0	1	2	0	0	0	12	2
CY CLAY	OOH Last Day of the Month	18	18	18	14	13	11	11	12	12	0	0	0		14
DC DECATUR	Removals	1	1	0	1	3	0	0	2	1	0	0	0	9	2
DC DECATUR	Exits	0	0	0	0	0	1	0	0	2	0	0	0	3	2
DC DECATUR	OOH Last Day of the Month	7	8	8	9	12	12	11	13	12	0	0	0		10
DG DOUGLAS	Removals	6	9	13	0	11	0	1	1	3	0	0	0	44	6
DG DOUGLAS	Exits	8	13	10	9	8	8	1	6	4	0	0	0	67	7
DG DOUGLAS	OOH Last Day of the Month	175	172	174	166	165	161	161	158	151	0	0	0		165
DK DICKINSON	Removals	1	3	2	2	0	5	0	7	1	0	0	0	21	3
DK DICKINSON	Exits	4	4	3	0	2	6	1	2	6	0	0	0	28	4
DK DICKINSON	OOH Last Day of the Month	29	28	28	30	26	25	24	29	24	0	0	0		27
DP DONIPHAN	Removals	0	3	4	1	0	0	4	0	0	0	0	0	12	3
DP DONIPHAN	Exits	2	4	2	0	1	0	0	2	0	0	0	0	11	2

DP DONIPHAN	OOH Last Day of the Month	31	30	32	33	33	32	36	34	34	0	0	0		33
ED EDWARDS	Removals	0	0	0	0	2	0	0	0	1	0	0	0	3	2
ED EDWARDS	Exits	0	1	1	0	0	1	3	0	0	0	0	0	6	2
ED EDWARDS	OOH Last Day of the Month	7	6	5	5	7	7	3	3	4	0	0	0		5
EK ELK	Removals	0	0	0	0	0	1	0	0	0	0	0	0	1	1
EK ELK	Exits	0	0	1	2	0	1	0	0	0	0	0	0	4	1
EK ELK	OOH Last Day of the Month	12	12	11	11	9	9	9	8	8	0	0	0		10
EL ELLIS	Removals	4	3	6	2	8	6	2	0	0	0	0	0	31	4
EL ELLIS	Exits	11	9	0	1	8	5	4	3	4	0	0	0	45	6
EL ELLIS	OOH Last Day of the Month	74	72	77	79	83	81	78	78	74	0	0	0		77
EW ELLSWORTH	Removals	0	0	0	0	5	0	0	0	0	0	0	0	5	5
EW ELLSWORTH	Exits	1	0	0	3	1	0	2	0	0	0	0	0	7	2
EW ELLSWORTH	OOH Last Day of the Month	14	14	14	11	16	13	10	10	9	0	0	0		12
FI FINNEY	Removals	6	2	19	16	3	6	17	2	2	0	0	0	73	8
FI FINNEY	Exits	7	4	6	1	5	11	4	2	2	0	0	0	42	5
FI FINNEY	OOH Last Day of the Month	132	131	145	162	160	158	169	169	167	0	0	0		155
FO FORD	Removals	2	1	5	1	3	0	0	7	3	0	0	0	22	3
FO FORD	Exits	5	5	3	10	11	6	2	2	4	0	0	0	48	5
FO FORD	OOH Last Day of the Month	95	91	95	88	82	71	69	73	70	0	0	0		82
FR FRANKLIN	Removals	9	3	0	3	0	2	1	0	3	0	0	0	21	4
FR FRANKLIN	Exits	8	3	5	1	2	2	7	0	7	0	0	0	35	4
FR FRANKLIN	OOH Last Day of the Month	93	95	89	88	86	87	82	85	81	0	0	0		87
GE GEARY	Removals	12	5	4	3	9	2	5	7	8	0	0	0	55	6
GE GEARY	Exits	19	8	3	4	4	14	0	4	4	0	0	0	60	8
GE GEARY	OOH Last Day of the Month	95	92	92	94	101	91	97	100	102	0	0	0		96
GH GRAHAM	Removals	0	0	0	0	0	3	0	1	0	0	0	0	4	2
GH GRAHAM	Exits	0	0	0	0	3	0	3	0	1	0	0	0	7	2
GH GRAHAM	OOH Last Day of the Month	10	10	10	10	7	10	7	8	7	0	0	0		9
GL GREELEY	Removals	0	0	0	0	1	0	0	0	0	0	0	0	1	1
GL GREELEY	Exits	0	0	0	0	0	0	0	0	0	0	0	0	0	0
GL GREELEY	OOH Last Day of the Month	0	0	0	0	1	1	2	1	1	0	0	0		1
GO GOVE	Removals	0	0	0	3	0	0	0	0	0	0	0	0	3	3
GO GOVE	Exits	0	0	0	0	0	0	0	0	0	0	0	0	0	0
GO GOVE	OOH Last Day of the Month	0	0	0	3	3	3	3	3	3	0	0	0		3
GT GRANT	Removals	0	0	1	0	3	0	0	0	0	0	0	0	4	2
GT GRANT	Exits	0	1	0	2	3	0	0	0	0	0	0	0	6	2
GT GRANT	OOH Last Day of the Month	14	13	14	12	12	12	12	12	12	0	0	0		13
GW GREENWOOD	Removals	1	3	4	0	0	0	0	5	4	0	0	0	17	3
GW GREENWOOD	Exits	1	3	0	0	1	1	1	1	4	0	0	0	12	2
GW GREENWOOD	OOH Last Day of the Month	25	25	27	29	28	27	27	30	30	0	0	0		28
GY GRAY	Removals	0	0	0	0	0	0	0	0	0	0	0	0	0	0
GY GRAY	Exits	0	1	0	0	0	0	0	0	0	0	0	0	1	1
GY GRAY	OOH Last Day of the Month	7	6	6	6	6	6	6	6	6	0	0	0		6
HG HODGEMAN	Removals	0	0	0	0	0	0	0	0	0	0	0	0	0	0
HG HODGEMAN	Exits	0	0	0	0	0	0	0	0	0	0	0	0	0	0
HG HODGEMAN	OOH Last Day of the Month	1	1	1	1	1	1	1	1	1	0	0	0		1

HM HAMILTON	Removals	0	0	0	0	0	0	0	0	1	0	0	0	1	1
HM HAMILTON	Exits	0	0	0	0	0	5	0	0	0	0	0	0	5	5
HM HAMILTON	OOH Last Day of the Month	9	9	9	12	12	7	7	7	8	0	0	0		9
HP HARPER	Removals	0	1	1	2	1	0	0	0	0	0	0	0	5	1
HP HARPER	Exits	0	0	0	2	1	2	1	0	1	0	0	0	7	1
HP HARPER	OOH Last Day of the Month	29	27	28	29	29	26	25	25	24	0	0	0		27
HS HASKELL	Removals	0	0	0	0	0	0	0	0	0	0	0	0	0	0
HS HASKELL	Exits	0	0	0	1	0	0	0	0	0	0	0	0	1	1
HS HASKELL	OOH Last Day of the Month	8	8	8	8	8	7	7	7	7	0	0	0		8
HV HARVEY	Removals	3	4	1	3	11	0	0	1	1	0	0	0	24	3
HV HARVEY	Exits	2	4	3	2	6	3	5	0	1	0	0	0	26	3
HV HARVEY	OOH Last Day of the Month	47	46	44	44	52	46	41	43	43	0	0	0		45
JA JACKSON	Removals	2	0	0	7	3	0	0	0	1	0	0	0	13	3
JA JACKSON	Exits	0	4	2	3	0	0	4	1	1	0	0	0	15	3
JA JACKSON	OOH Last Day of the Month	45	41	39	44	47	46	45	41	41	0	0	0		43
JF JEFFERSON	Removals	0	2	2	0	1	0	0	0	0	0	0	0	5	2
JF JEFFERSON	Exits	4	1	1	0	4	0	0	0	0	0	0	0	10	3
JF JEFFERSON	OOH Last Day of the Month	28	30	29	27	30	29	29	29	29	0	0	0		29
JO JOHNSON	Removals	12	18	6	21	10	19	14	9	25	0	0	0	134	15
JO JOHNSON	Exits	20	36	22	37	28	13	13	10	23	0	0	0	202	22
JO JOHNSON	OOH Last Day of the Month	569	550	536	517	503	509	513	512	510	0	0	0		524
JW JEWELL	Removals	2	1	0	1	0	0	2	0	0	0	0	0	6	2
JW JEWELL	Exits	0	0	2	0	0	3	0	0	3	0	0	0	8	3
JW JEWELL	OOH Last Day of the Month	11	11	10	11	11	8	10	10	7	0	0	0		10
KE KEARNY	Removals	0	1	1	0	2	3	0	0	1	0	0	0	8	2
KE KEARNY	Exits	2	0	0	3	0	4	0	1	1	0	0	0	11	2
KE KEARNY	OOH Last Day of the Month	22	23	21	20	22	22	21	20	20	0	0	0		21
KM KINGMAN	Removals	0	2	5	0	0	0	0	0	0	0	0	0	7	4
KM KINGMAN	Exits	2	4	1	0	3	8	0	4	0	0	0	0	22	4
KM KINGMAN	OOH Last Day of the Month	28	29	34	33	32	22	22	21	18	0	0	0		27
KW KIOWA	Removals	0	0	0	0	0	5	0	0	0	0	0	0	5	5
KW KIOWA	Exits	0	1	0	0	0	0	0	0	5	0	0	0	6	3
KW KIOWA	OOH Last Day of the Month	3	3	2	2	2	7	7	7	2	0	0	0		4
LB LABETTE	Removals	2	3	2	1	4	5	0	10	3	0	0	0	30	4
LB LABETTE	Exits	1	6	1	2	3	5	1	1	9	0	0	0	29	3
LB LABETTE	OOH Last Day of the Month	58	55	56	56	58	58	55	65	59	0	0	0		58
LC LINCOLN	Removals	0	0	0	0	0	0	0	0	1	0	0	0	1	1
LC LINCOLN	Exits	0	1	0	1	1	0	0	0	1	0	0	0	4	1
LC LINCOLN	OOH Last Day of the Month	10	10	9	8	7	7	7	7	7	0	0	0		8
LE LANE	Removals	0	1	0	0	0	0	2	2	0	0	0	0	5	2
LE LANE	Exits	0	0	0	0	0	2	0	0	2	0	0	0	4	2
LE LANE	OOH Last Day of the Month	11	12	12	12	12	10	12	14	12	0	0	0		12
LG LOGAN	Removals	0	0	0	1	0	0	1	0	0	0	0	0	2	1
LG LOGAN	Exits	0	0	0	1	0	1	0	0	0	0	0	0	2	1
LG LOGAN	OOH Last Day of the Month	9	9	9	9	9	8	8	9	9	0	0	0		9
LN LINN	Removals	0	0	1	0	0	0	0	3	2	0	0	0	6	2
LN LINN	Exits	3	2	2	1	0	5	1	0	3	0	0	0	17	2

OB OSBORNE	Exits	0	2	0	0	1	0	1	0	0	0	0	0	4	1
OB OSBORNE	OOH Last Day of the Month	6	4	5	5	4	4	3	3	3	0	0	0		4
OS OSAGE	Removals	0	3	0	0	0	2	0	2	4	0	0	0	11	3
OS OSAGE	Exits	0	1	2	4	1	1	0	1	0	0	0	0	10	2
OS OSAGE	OOH Last Day of the Month	32	34	29	26	25	29	28	29	33	0	0	0		29
OT OTTAWA	Removals	0	2	0	0	1	0	0	4	0	0	0	0	7	2
OT OTTAWA	Exits	1	1	0	0	2	1	0	0	0	0	0	0	5	1
OT OTTAWA	OOH Last Day of the Month	2	3	3	3	3	2	2	6	6	0	0	0		3
PL PHILLIPS	Removals	1	0	5	1	3	0	1	0	0	0	0	0	11	2
PL PHILLIPS	Exits	0	0	1	2	1	0	0	0	0	0	0	0	4	1
PL PHILLIPS	OOH Last Day of the Month	10	10	14	14	16	15	16	16	16	0	0	0		14
PN PAWNEE	Removals	1	0	1	0	0	2	0	3	0	0	0	0	7	2
PN PAWNEE	Exits	0	1	1	0	1	1	2	0	0	0	0	0	6	1
PN PAWNEE	OOH Last Day of the Month	17	16	16	16	15	16	15	17	17	0	0	0		16
PR PRATT	Removals	2	4	0	7	3	1	1	1	2	0	0	0	21	3
PR PRATT	Exits	1	2	1	4	0	0	1	0	7	0	0	0	16	3
PR PRATT	OOH Last Day of the Month	37	39	38	41	43	45	46	47	41	0	0	0		42
PT POTTAWATOMIE	Removals	3	3	5	1	3	2	1	0	1	0	0	0	19	2
PT POTTAWATOMIE	Exits	0	2	1	0	4	1	2	0	5	0	0	0	15	3
PT POTTAWATOMIE	OOH Last Day of the Month	27	23	27	26	32	28	28	28	24	0	0	0		27
RA RAWLINS	Removals	0	0	0	0	0	0	0	0	0	0	0	0	0	0
RA RAWLINS	Exits	0	0	0	0	0	0	0	0	0	0	0	0	0	0
RA RAWLINS	OOH Last Day of the Month	2	2	2	2	2	2	2	2	2	0	0	0		2
RC RICE	Removals	0	1	0	0	1	4	1	2	5	0	0	0	14	2
RC RICE	Exits	0	2	1	0	4	8	2	0	0	0	0	0	17	3
RC RICE	OOH Last Day of the Month	42	42	41	41	40	34	33	35	40	0	0	0		39
RH RUSH	Removals	1	0	0	2	0	2	0	0	3	0	0	0	8	2
RH RUSH	Exits	1	2	0	1	3	2	0	0	0	0	0	0	9	2
RH RUSH	OOH Last Day of the Month	7	5	5	6	6	5	3	3	6	0	0	0		5
RL RILEY	Removals	0	6	8	1	4	1	2	10	3	0	0	0	35	4
RL RILEY	Exits	1	10	1	4	3	10	2	8	2	0	0	0	41	5
RL RILEY	OOH Last Day of the Month	79	75	81	79	80	75	72	75	74	0	0	0		77
RN RENO	Removals	11	16	11	10	3	6	9	7	14	0	0	0	87	10
RN RENO	Exits	15	17	16	11	15	7	14	23	7	0	0	0	125	14
RN RENO	OOH Last Day of the Month	257	256	247	249	236	238	235	220	228	0	0	0		241
RO ROOKS	Removals	0	0	0	0	0	0	0	0	2	0	0	0	2	2
RO ROOKS	Exits	2	0	0	1	0	0	1	1	0	0	0	0	5	1
RO ROOKS	OOH Last Day of the Month	14	14	14	14	13	13	12	8	10	0	0	0		12
RP REPUBLIC	Removals	2	0	1	0	0	0	0	0	0	0	0	0	3	2
RP REPUBLIC	Exits	2	0	0	0	0	2	1	0	0	0	0	0	5	2
RP REPUBLIC	OOH Last Day of the Month	6	6	6	7	7	5	5	4	4	0	0	0		6
RS RUSSELL	Removals	1	0	0	2	0	0	0	5	1	0	0	0	9	2
RS RUSSELL	Exits	1	1	0	1	5	0	0	4	1	0	0	0	13	2
RS RUSSELL	OOH Last Day of the Month	18	17	17	18	14	13	13	15	15	0	0	0		16
SA SALINE	Removals	5	13	7	2	7	2	5	7	3	0	0	0	51	6
SA SALINE	Exits	9	6	2	7	7	6	9	3	6	0	0	0	55	6
SA SALINE	OOH Last Day of the Month	126	132	136	132	134	125	122	131	124	0	0	0		129

WH WICHITA	OOH Last Day of the Month	2	2	2	2	2	2	2	2	2	0	0	0		2
WL WILSON	Removals	0	0	1	0	4	7	1	1	1	0	0	0	15	3
WL WILSON	Exits	0	2	2	3	0	1	1	0	1	0	0	0	10	2
WL WILSON	OOH Last Day of the Month	45	43	44	39	42	49	49	50	50	0	0	0		46
WO WOODSON	Removals	0	0	0	0	0	0	1	0	0	0	0	0	1	1
WO WOODSON	Exits	0	3	0	0	1	0	0	0	1	0	0	0	5	2
WO WOODSON	OOH Last Day of the Month	18	15	15	15	14	14	15	15	14	0	0	0		15
WS WASHINGTON	Removals	0	2	0	0	2	0	3	0	0	0	0	0	7	2
WS WASHINGTON	Exits	0	0	0	0	2	0	0	0	0	0	0	0	2	2
WS WASHINGTON	OOH Last Day of the Month	9	12	12	12	12	12	14	14	14	0	0	0		12
WY WYANDOTTE	Removals	12	12	7	23	7	11	14	5	6	0	0	0	97	11
WY WYANDOTTE	Exits	26	13	16	30	15	12	27	21	5	0	0	0	165	18
WY WYANDOTTE	OOH Last Day of the Month	438	440	436	423	410	416	409	389	383	0	0	0		416

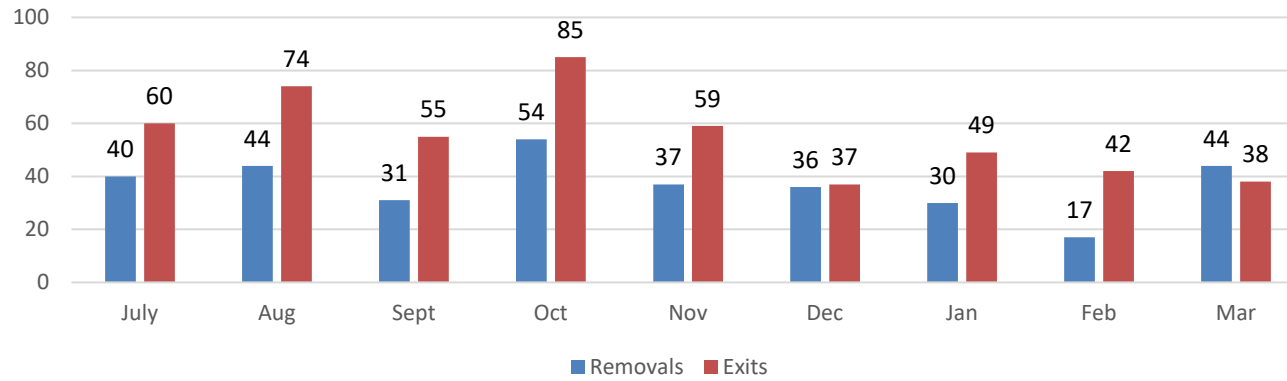
Data Sources:

Removals- from FACTS

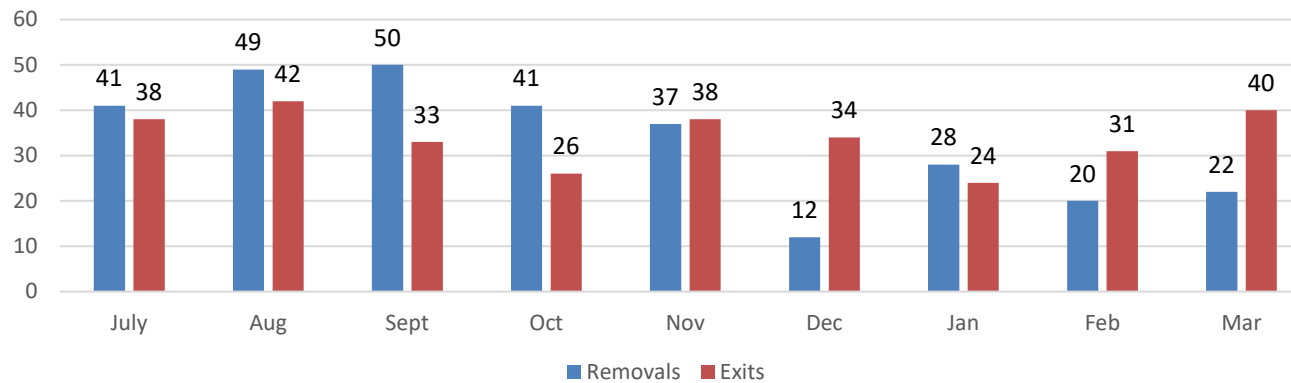
Exits- from FACTS

OOH Last Day of the Month- from FACTS

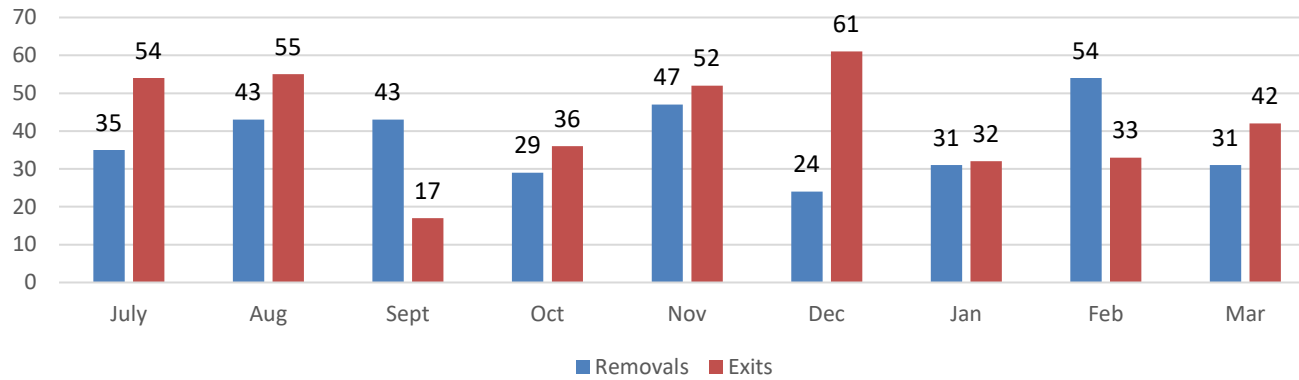
Kansas City Region Removals and Exits SFY2022



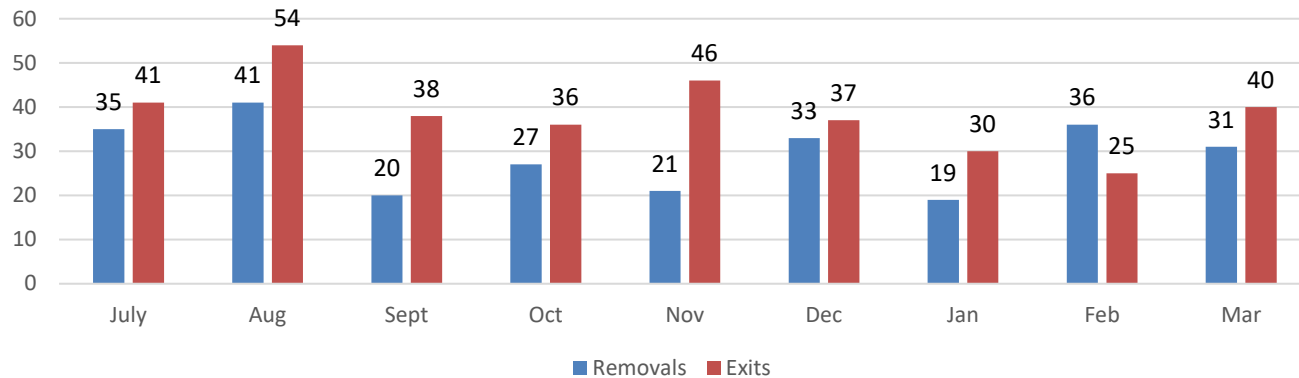
Northeast Region Removals and Exits SFY2022



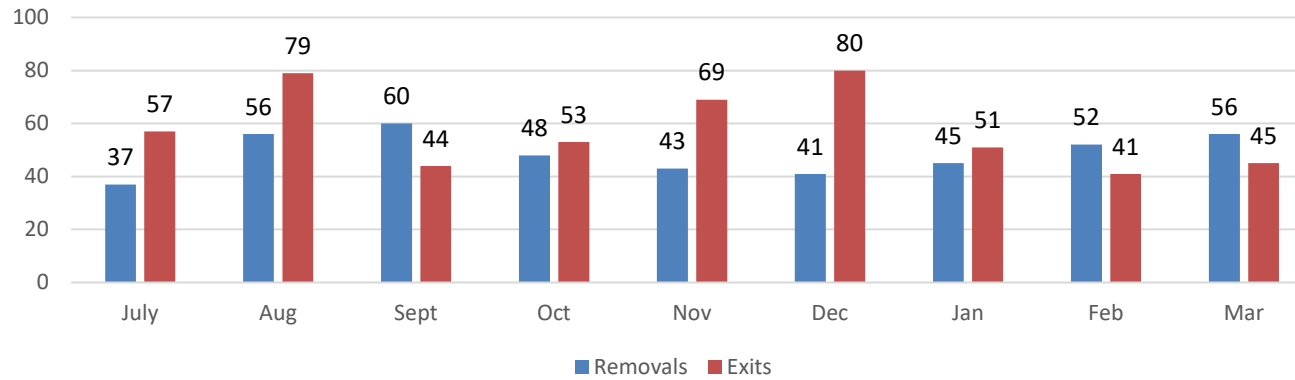
Northwest Region Removals and Exits SFY2022



Southeast Region Removals and Exits SFY2022



Southwest Region Removals and Exits SFY2022



Wichita Region Removals and Exits SFY2022

