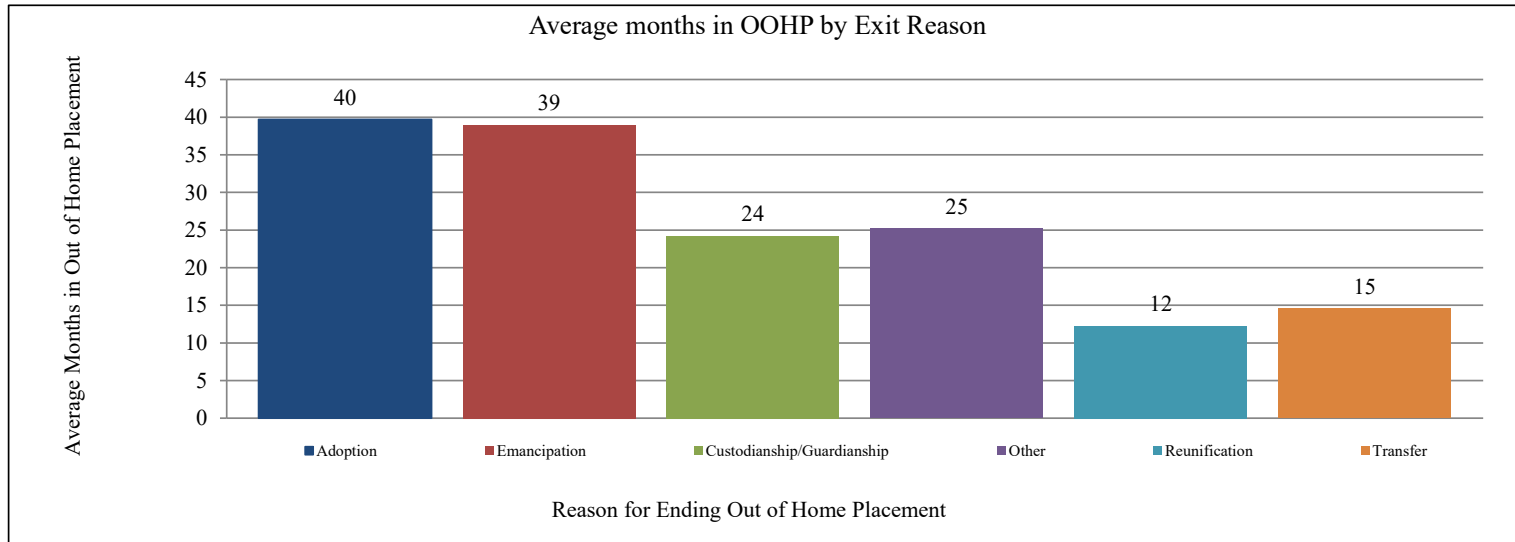




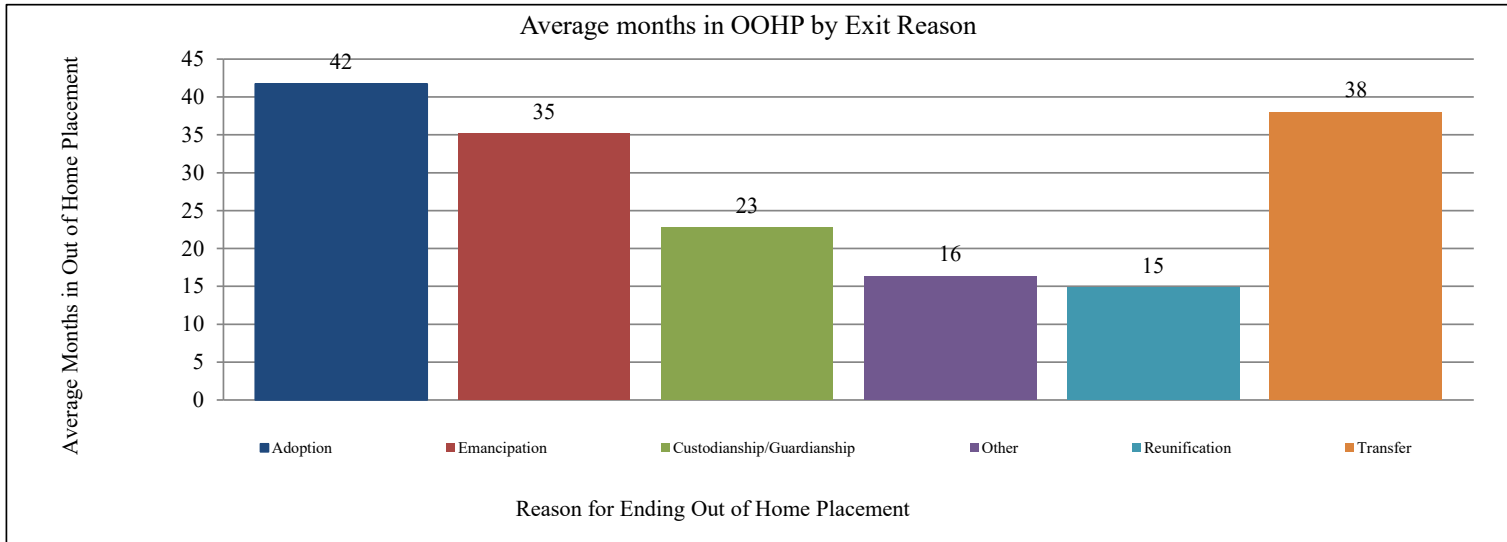
**Length of Stay and Reason for Ending Out of Home Placement SFY2021
June 30, 2021**

Statewide	JUL	AUG	SEP	OCT	NOV	DEC	JAN	FEB	MAR	APR	MAY	JUN	Total	Max Age	Min Age	Avg Age	Max Days	Min Days	Avg Mos
Adoption	86	111	61	64	118	50	36	25	81	68	62	81	843	18	0	7	4,043	168	40
Emancipation	52	66	36	38	21	29	29	32	32	40	44	59	478	21	17	18	5,095	41	39
Custodianship/Guardianship	21	16	16	7	9	18	13	11	15	9	11	13	159	18	1	12	6,230	2	24
Other	2	1	0	2	1	1	2	4	4	3	0	2	22	18	0	11	3,514	8	25
Reunification	155	168	171	159	121	170	130	133	142	161	144	146	1,800	18	0	8	2,701	0	12
Transfer	8	1	6	1	0	3	4	5	2	8	7	4	49	18	0	8	1,998	8	15
Total	324	363	290	271	270	271	214	210	276	289	268	305	3,351	21	0	10	6,230	0	23.6



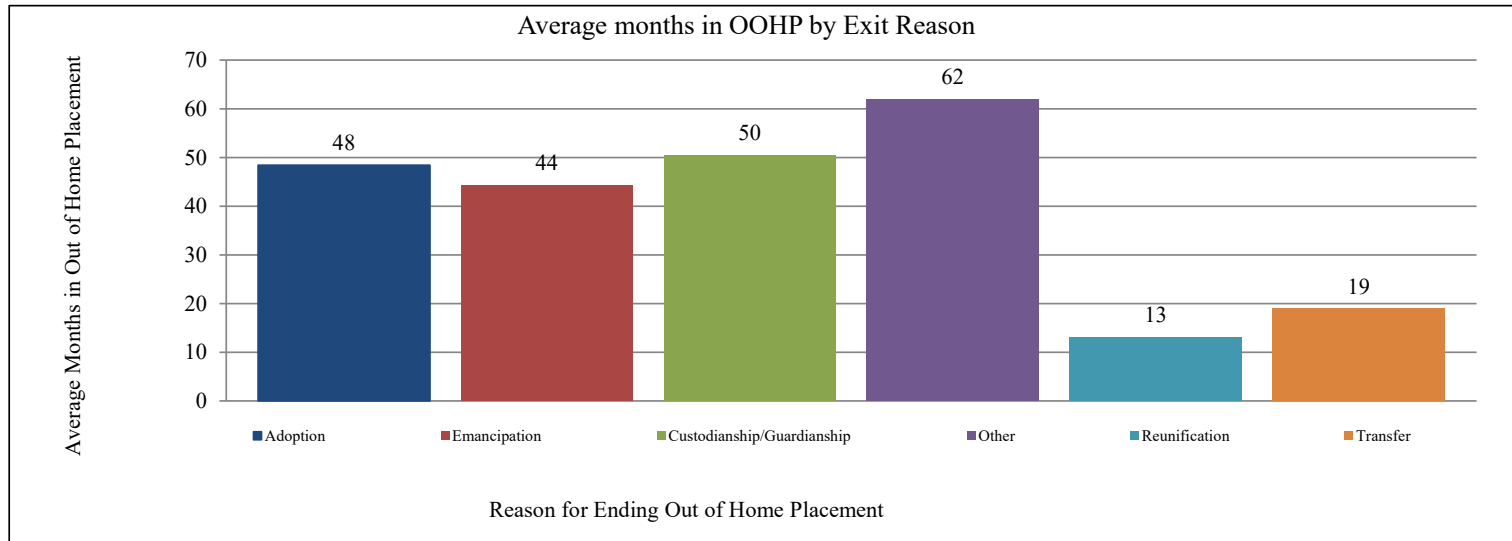
Length of Stay and Reason for Ending Out of Home Placement SFY2021

Kansas City Region	JUL	AUG	SEP	OCT	NOV	DEC	JAN	FEB	MAR	APR	MAY	JUN	Total	Max Age	Min Age	Avg Age	Max Days	Min Days	Avg Mos
Adoption	22	25	18	14	14	6	4	9	19	14	20	13	178	17	1	7	2,982	363	42
Emancipation	11	13	8	13	3	9	7	6	7	11	9	14	111	20	18	18	3,747	104	35
Custodianship/Guardianship	3	3	2	1	0	2	2	3	5	2	3	3	29	18	2	13	1,382	269	23
Other	0	0	0	0	0	1	0	1	3	1	0	0	6	15	1	7	2,331	8	16
Reunification	12	23	38	9	25	28	19	27	26	40	22	23	292	18	0	8	2,269	0	15
Transfer	0	0	0	0	0	0	0	1	0	0	1	1	3	18	15	17	1,998	532	38
Total	48	64	66	37	42	46	32	47	60	68	55	54	619	20	0	10	3,747	0	26.7



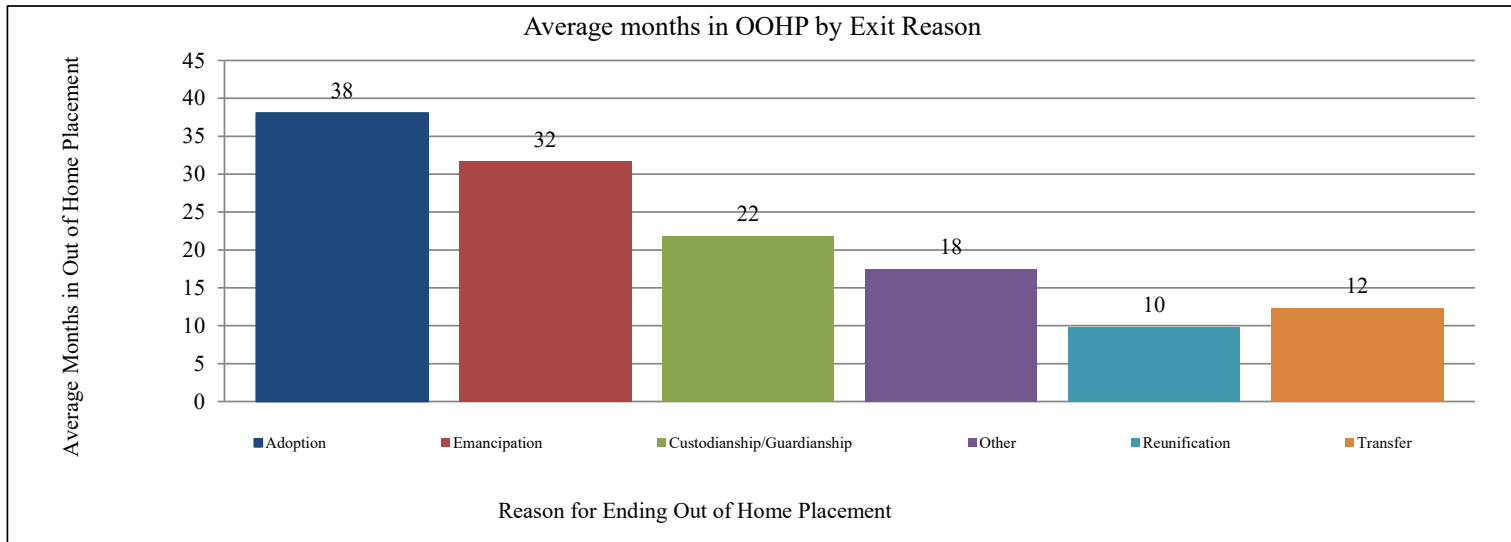
Length of Stay and Reason for Ending Out of Home Placement SFY2021

Northeast Region	JUL	AUG	SEP	OCT	NOV	DEC	JAN	FEB	MAR	APR	MAY	JUN	Total	Max Age	Min Age	Avg Age	Max Days	Min Days	Avg Mos
Adoption	3	6	4	2	15	3	3	1	5	11	7	12	72	16	1	8	3,978	617	48
Emancipation	5	7	1	2	6	0	3	4	6	2	7	3	46	20	18	18	4,842	129	44
Custodianship/Guardianship	0	3	3	0	0	6	0	1	0	0	0	0	13	18	1	11	6,230	72	50
Other	1	0	0	0	0	0	1	0	0	0	0	0	2	18	2	10	3,514	278	62
Reunification	15	14	18	18	15	18	17	18	17	7	10	12	179	18	0	8	1,973	1	13
Transfer	0	0	0	0	0	0	2	0	0	0	1	0	3	6	4	5	860	41	19
Total	24	30	26	22	36	27	26	24	28	20	25	27	315	20	0	10	6,230	1	27.6



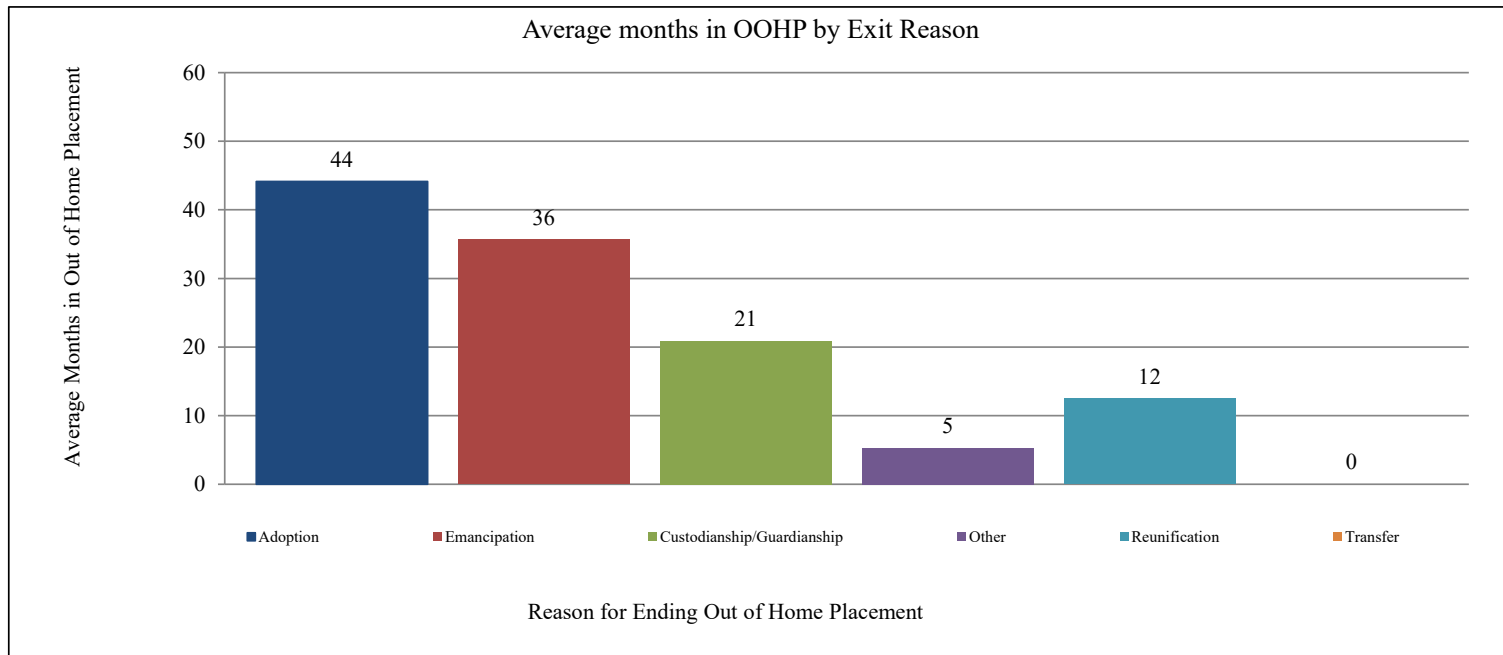
Length of Stay and Reason for Ending Out of Home Placement SFY2021

Northwest Region	JUL	AUG	SEP	OCT	NOV	DEC	JAN	FEB	MAR	APR	MAY	JUN	Total	Max Age	Min Age	Avg Age	Max Days	Min Days	Avg Mos
Adoption	11	16	5	10	10	6	5	1	5	4	11	5	89	16	1	7	2,395	393	38
Emancipation	7	14	3	1	0	2	2	2	5	5	8	9	58	21	17	18	4,018	119	32
Custodianship/Guardianship	8	7	3	4	3	3	1	2	3	2	4	1	41	17	1	11	2,549	66	22
Other	0	0	0	1	0	0	1	0	0	0	0	0	2	17	1	9	764	323	18
Reunification	28	36	28	19	16	26	32	22	13	12	19	18	269	17	0	9	1,650	2	10
Transfer	8	0	6	1	0	1	2	1	2	2	2	2	27	17	1	9	1,280	8	12
Total	62	73	45	36	29	38	43	28	28	25	44	35	486	21	0	10	4,018	2	18.8



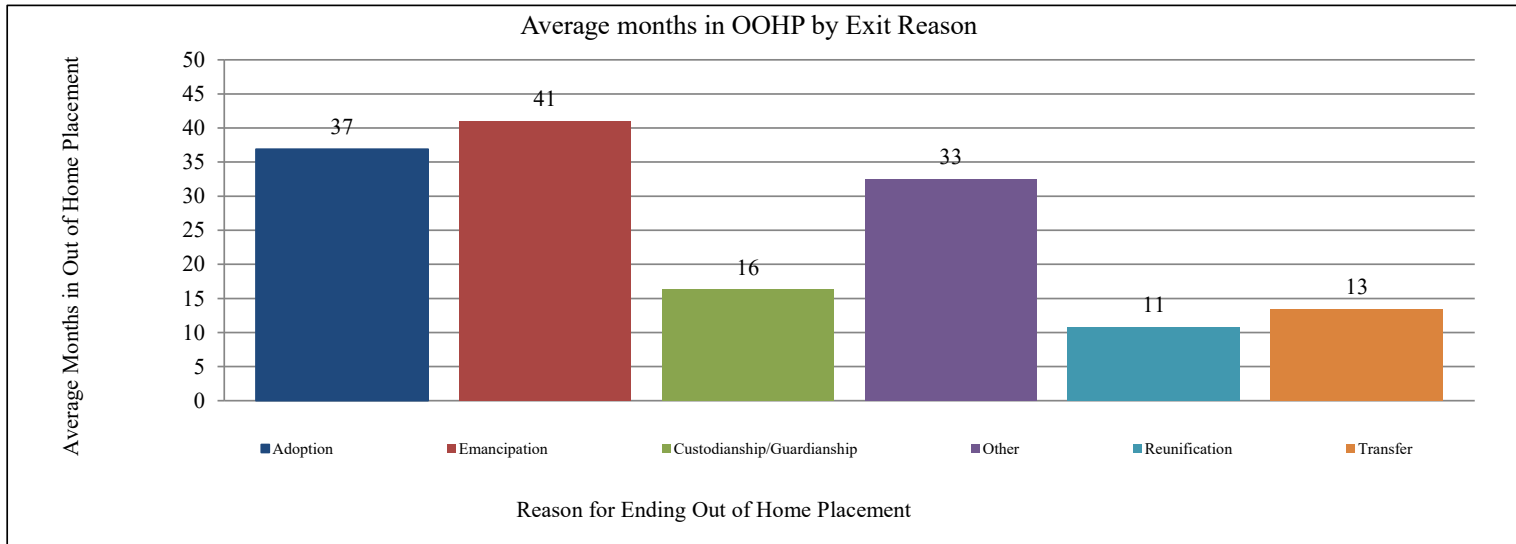
Length of Stay and Reason for Ending Out of Home Placement SFY2021

Southeast Region	JUL	AUG	SEP	OCT	NOV	DEC	JAN	FEB	MAR	APR	MAY	JUN	Total	Max Age	Min Age	Avg Age	Max Days	Min Days	Avg Mos
Adoption	17	18	10	6	9	7	1	4	6	4	4	10	96	17	1	8	4,043	427	44
Emancipation	10	9	5	5	3	6	6	4	1	4	8	10	71	20	17	18	3,451	42	36
Custodianship/Guardianship	3	0	2	0	0	0	3	1	4	3	3	3	22	18	3	12	1,902	2	21
Other	0	0	0	1	1	0	0	0	0	1	0	0	3	17	10	14	404	19	5
Reunification	36	16	20	28	18	28	18	15	21	26	21	38	285	18	0	8	2,701	1	12
Transfer	0	0	0	0	0	0	0	0	0	0	0	0	0	0	0	0	0	0	0
Total	66	43	37	40	31	41	28	24	32	38	36	61	477	20	0	10	4043	1	23



Length of Stay and Reason for Ending Out of Home Placement SFY2021

Southwest Region	JUL	AUG	SEP	OCT	NOV	DEC	JAN						Total	Max Age	Min Age	Avg Age	Max Days	Min Days	Avg Mos
Adoption	19	26	18	15	37	18	12	5	21	19	9	20	219	18	1	7	3,633	416	37
Emancipation	9	17	9	9	6	7	7	5	8	8	7	11	103	21	18	18	5,032	41	41
Custodianship/Guardianship	3	1	3	2	3	6	6	2	0	2	1	2	31	17	2	11	1,112	61	16
Other	0	0	0	0	0	0	0	2	0	0	0	0	2	6	2	4	1,429	585	33
Reunification	27	28	25	36	21	29	21	23	40	40	31	20	341	17	0	8	1,016	1	11
Transfer	0	1	0	0	0	1	0	1	0	6	2	1	12	17	1	9	1,416	28	13
Total	58	73	55	62	67	61	46						708	21	0	10	5,032	1	24



Length of Stay and Reason for Ending Out of Home Placement SFY2021

Wichita Region	JUL	AUG	SEP	OCT	NOV	DEC	JAN						Total	Max Age	Min Age	Avg Age	Max Days	Min Days	Avg Mos
Adoption	14	20	6	17	33	10	11	5	25	16	11	21	189	18	0	7	3,321	168	36
Emancipation	10	6	10	8	3	5	4	11	5	10	5	12	89	21	17	18	5,095	84	46
Custodianship/Guardianship	4	2	3	0	3	1	1	2	3	0	0	4	23	17	5	12	2,500	350	29
Other	1	1	0	0	0	0	0	1	1	1	0	2	7	18	0	15	3,095	189	31
Reunification	37	51	42	49	26	41	23	28	25	36	41	35	434	18	0	8	1,943	1	13
Transfer	0	0	0	0	0	1	0	2	0	0	1	0	4	2	0	1	1,002	53	12
Total	66	80	61	74	65	58	39	49	59	63	58	74	746	21	0	9	5095	1	23

