



Independent Living Program / Self-Sufficiency Services Annual Report

SFY 2014 (July 1, 2013 – June 30, 2014)

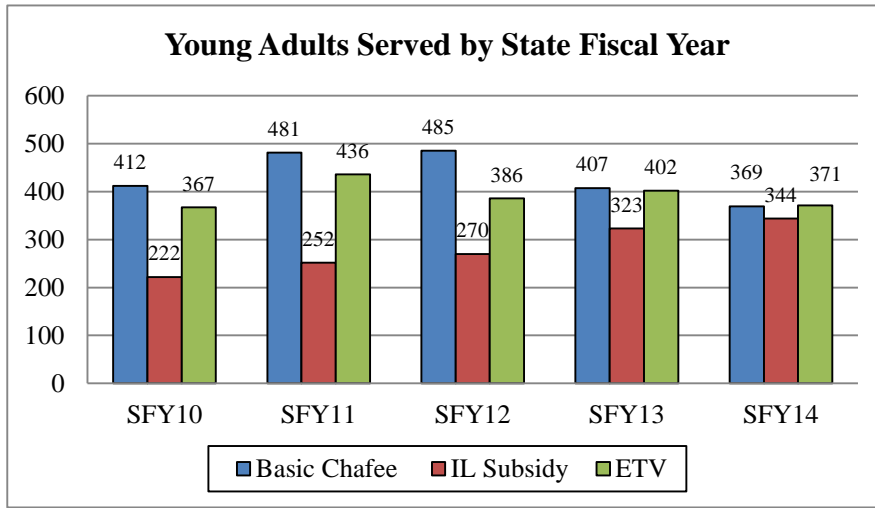
This report examines five years of data for young adults who received financial assistance as part of Independent Living/Self-Sufficiency services through Prevention and Protection Services (SFY 2010-2014). Young adults may be eligible for Independent Living/Self-Sufficiency services including financial assistance if they meet specific eligibility criteria and were in the custody of the Secretary of Department for Children and Families, the Kansas Department of Corrections – Juvenile Services, or Tribal custody. The two primary funding sources for the Independent Living/Self-Sufficiency program are Chafee Foster Care Independence Program (CFCIP) and Educational Training Vouchers (ETV). CFCIP includes Basic Chafee funds and Independent Living Subsidy funds.

Basic Chafee funds may be used for services and supports to help young adults leaving foster care achieve self-sufficiency. Basic Chafee funds may be available to approved young adults through age 21. Independent Living Subsidy (IL Subsidy), a service funded through CFCIP, is used to assist with room and board expenses of young adults who were released from custody at age 18. IL Subsidy is available until age 21. ETV funds may be available to youth currently or previously in foster care for post-secondary education. ETV funds may be available to approved young adults up to age 23. The Kansas Foster Child Educational Assistance Act, commonly referred to as the Kansas Tuition Waiver, is available to young adults up to the age of 23 who enroll in undergraduate programs at recognized Kansas Board of Regents schools. Young adults may receive funding for services through Chafee, ETV, and the Kansas Tuition Waiver simultaneously.

Executive Summary:

- In SFY2014, 369 young adults received Basic Chafee funds, and 344 young adults received the IL Subsidy.
- Post-secondary educational assistance was provided to 371 young adults through ETV in SFY2014.
- Total Basic Chafee and ETV payments were down in SFY2014 compared to SFY2013, while IL Subsidy payments were at the highest level of the five years shown.
- In SFY2014, 227 young adults were approved to receive the tuition waiver. This is an increase from the number of young adults approved to receive the tuition waiver in SFY2013.

Part I: Young Adults Served in Independent Living/Self-Sufficiency Program

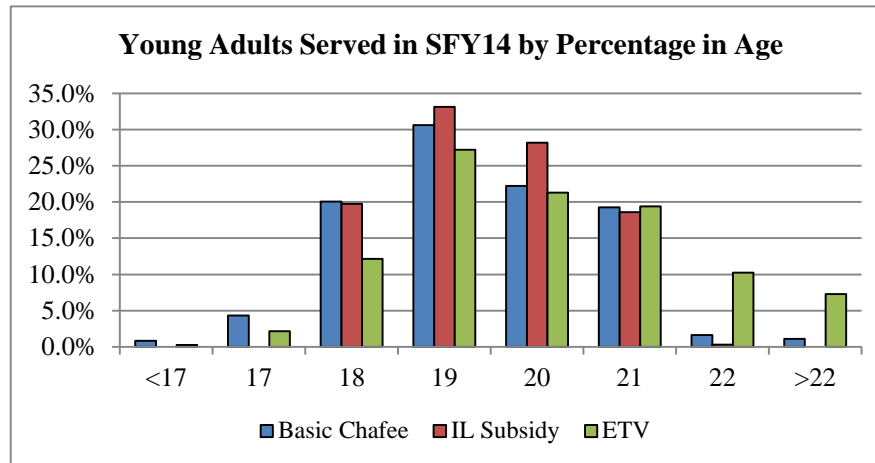


Source: KAECSES and SMART via Self-Sufficiency Information System.

In SFY2014, 369 young adults received Basic Chafee funds, 344 received funding through the IL Subsidy, and 371 received ETV funding. Some young adults may have been served by multiple programs.

The number of young adults receiving the IL Subsidy increased 55% from 222 in SFY2010 to 344 SFY2014. The number of young adults receiving Basic Chafee funds decreased 10.4% from 412 in SFY2010 to 369 in SFY2014.

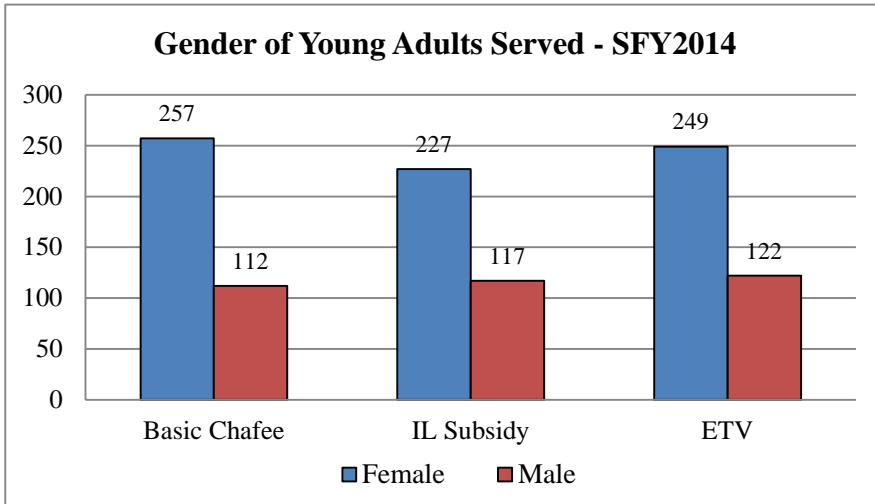
Some young adults may receive funding through multiple sources. A total of 686 (unduplicated) young adults received funding from at least one of these sources in SFY2014.



Source: KAECSES and SMART via Self-Sufficiency Information System.

The largest percentage of young adults served by Basic Chafee, ETV and the IL Subsidy were 19 year olds (30.6% of young adults served by Basic Chafee, 27.2% of young adults served by ETV, and 33.1% of young adults served by the IL Subsidy).

The majority of young adults receiving Basic Chafee funds (55.8%) and the majority of young adults receiving the IL Subsidy (52.9%) were under the age of 20, while the majority of young adults receiving ETV funding (58.2%) were 20 years or older.



Source: Self-Sufficiency Information System and FACTS.

In SFY2014, the majority of young adults served by each of the programs were female. Of those receiving Basic Chafee funds, 69.7% were female, and 30.3% male. 66.0% of the young adults served by the IL Subsidy were female, and 34.0% were male. The breakdown for those served by ETV was 67.1% female and 32.9% male.

Of the 686 young adults who received funding through at least one of these sources in SFY2014, 453 (66.0%) were female, and 233 (34.0%) were male.

Part II: Basic Chafee Funds

In SFY 2014, the Basic Chafee payment total was \$226,249.30. This is a 25.8% decrease compared to SFY 2013 payment totals. The number of young adults were served in SFY2014 was down 9.3% compared to SFY 2013. (Table 1).

Table 1: Basic Chafee Funds Young Adults Served SFY2010 - SFY2014

	SFY2010	SFY2011	SFY2012	SFY2013	SFY2014
Young Adults Served	412	481	485	407	369
Payment Totals	\$317,297.42	\$378,423.44	\$312,569.62	\$304,936.78	\$226,249.30
Annual Average per Young Adult	\$770.14	\$786.74	\$644.47	\$749.23	\$613.14

Source: KAECSES and SMART via Self-Sufficiency Information System.

The East Region served the largest percent of young adults receiving Basic Chafee funds in SFY2014. (Table 2).

Table 2: Basic Chafee Funds Young Adults Served by Region SFY2010 - SFY2014

	2010	Percent	2011	Percent	2012	Percent	2013	Percent	2014	Percent
East	106	25.7%	113	23.5%	110	22.7%	98	24.1%	108	29.3%
Kansas City	77	18.7%	104	21.6%	117	24.1%	119	29.2%	99	26.8%
West	81	19.7%	104	21.6%	114	23.5%	77	18.9%	58	15.7%
Wichita	122	29.6%	139	28.9%	144	29.7%	113	28.7%	104	28.2%
Unable to Determine*	26	6.3%	21	4.4%	0	0.0%	0	0.0%	0	0.0%
Total	412	100.0%	481	100.0%	485	100.0%	407	100%	369	100%

*County information was used to group information into the current Regional alignment and was not available on all records.

Source: Self-Sufficiency Information System.

Part III: Independent Living Subsidy

The Independent Living Subsidy (IL Subsidy) is a time-limited financial plan for youth between the ages of 18 and 21. It is used to assist with room and board expenses. The IL Subsidy is funded through the Chaffee Foster Care Independent Living Program. The maximum amount available to a young adult is \$350.00 monthly, and is based upon the young adult's income and need, with a step down scale every 6 months.

Table 3: Independent Living Subsidy Young Adults Served SFY2010 - SFY2014

	SFY2010	SFY2011	SFY2012	SFY2013	SFY2014
Young Adults Served	222	264	270	323	344
Payment Totals	\$278,717.66	\$362,965.26	\$398,895.67	\$494,460.13	\$546,087.67
Annual Average per Young Adult	\$1,255.48	\$1,374.87	\$1,477.39	\$1,530.84	\$1,587.46

Source: KAECSES and SMART via Self-Sufficiency Information System.

In SFY2014, 366 young adults received services through the IL Subsidy, with \$561,577.67 in total payments. This was an increase from SFY2013 in both number served and total payments (Table 4). The average subsidy amount per young adult served in SFY2014 was \$1,534.37.

Table 4: Independent Living Subsidy Young Adults Served by Region SFY2010 - SFY2014

	2010	Percent	2011	Percent	2012	Percent	2013	Percent	2014	Percent
East	72	32.4%	79	29.9%	58	21.5%	107	33.1%	124	36.0%
Kansas City	41	18.5%	49	18.5%	52	19.3%	78	24.2%	80	23.3%
West	64	28.8%	82	31.1%	92	34.1%	84	26.0%	78	22.7%
Wichita	34	15.3%	43	16.3%	56	20.7%	54	16.7%	62	18.0%
Unable to Determine*	11	5.0%	11	4.2%	12	4.4%	0	0.0%	0	0.0%
Statewide	222	100%	264	100%	270	100%	323	100%	344	100%

*County information was used to group information into the current Regional alignment and was not available on all records.

Source: KAECSES and SMART via Self-Sufficiency Information System.

Part IV: Education and Training Voucher Services (ETV)

Table 5: Educational Training Voucher Young Adults Served SFY2010 – SFY2014

	SFY2010	SFY2011	SFY2012	SFY2013	SFY2014
Young Adults Served	367	436	386	402	371
Payment Totals	\$595,659.49	\$620,675.63	\$645,509.35	\$728,235.63	\$715,719.09
Annual Average per Young Adult	\$1,623.05	\$1,423.57	\$1,672.30	\$1,811.53	\$1,929.16

Source: KAECSES and SMART via Self-Sufficiency Information System.

In SFY2014, 371 young adults received ETV services. This was a decrease of 7.7% compared from the number served in SFY2013 (Table 5). The total ETV funding decreased 1.7% from \$728,235.63 in SFY2013 to \$715,719.09 in SFY2014. Regional distribution of young adults served continues to fluctuate, with the East Region serving a slightly larger percentage in SFY2014 than the other regions.

Table 6: Educational Training Voucher Young Adults Served by Region SFY2010 - SFY2014

	2010	Percent	2011	Percent	2012	Percent	2013	Percent	2014	Percent
East	83	22.6%	93	21.3%	83	21.5%	99	24.6%	106	28.6%
Kansas City	92	25.1%	116	26.6%	92	23.8%	102	25.4%	100	26.9%
West	71	19.3%	100	22.9%	92	23.8%	85	21.1%	76	20.5%
Wichita	90	24.5%	108	24.8%	118	30.6%	116	28.9%	89	24.0%
Unable to Determine*	31	8.4%	19	4.4%	1	0.3%	0	0.0%	0	0.0%
Total	367	100%	436	100%	386	100%	402	100%	371	100%

*County information was used to group information into the current Regional alignment and was not available on all records.

Source: KAECSES and SMART via Self-Sufficiency Information System.

Part V: Foster Care Educational Assistance Act Program (Tuition Waiver)

Table 7: Young Adults Served through Tuition Waiver from SFY2010 - SFY2014

Initial Semester of Participation	# of Youth Approved for Tuition Waiver				
	SFY10	SFY11	SFY12	SFY13	SFY14
Fall	171	175	184	170	166
Spring	93	80	61	69	62
Summer	35	36	29	28	26
Total	299	291	274	267	254

Source: Self-Sufficiency Information System

The Kansas Tuition Waiver Program waives tuition and required fees at state educational institutions in Kansas, including vocational-technical schools, community colleges, state universities, and technical colleges. The waiver is available to eligible young adults who are enrolled in undergraduate programs through the semester of their 23rd birthday.

In SFY2014, 254 new applicants were approved for the Tuition Waiver Program (Table 7). This is a 4.9% decrease over the number of new applicants approved for the Tuition Waiver in SFY2013.