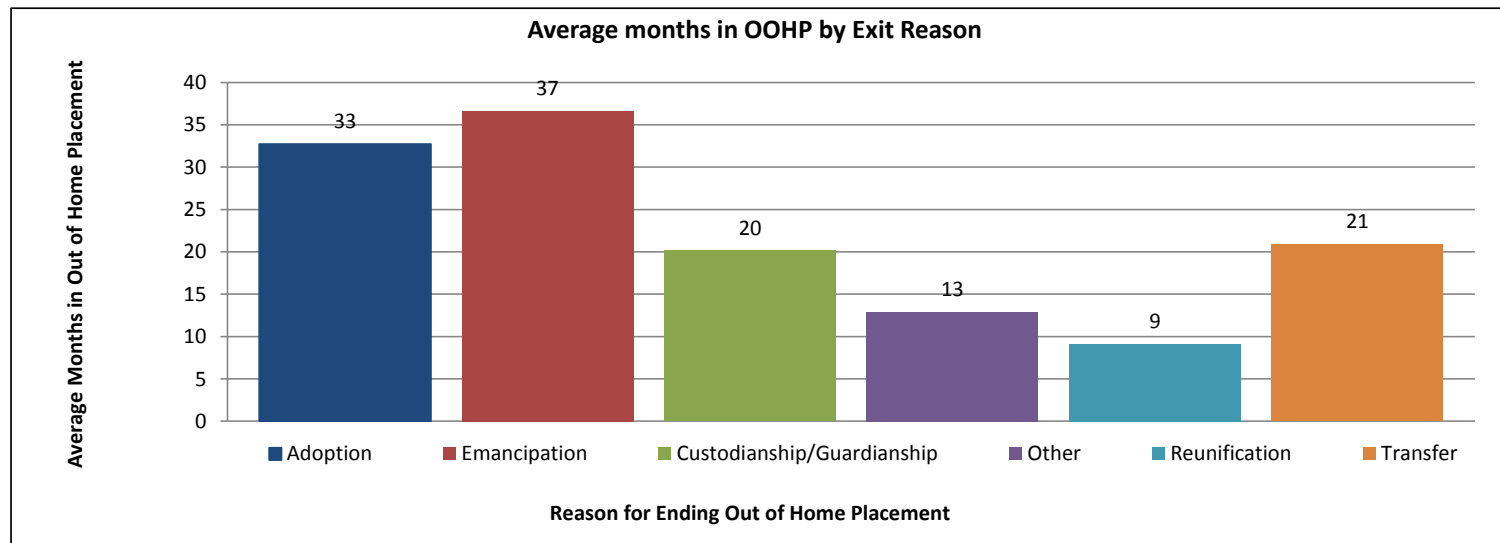


## Length of Stay and Reason for Ending Out of Home Placement SFY2012

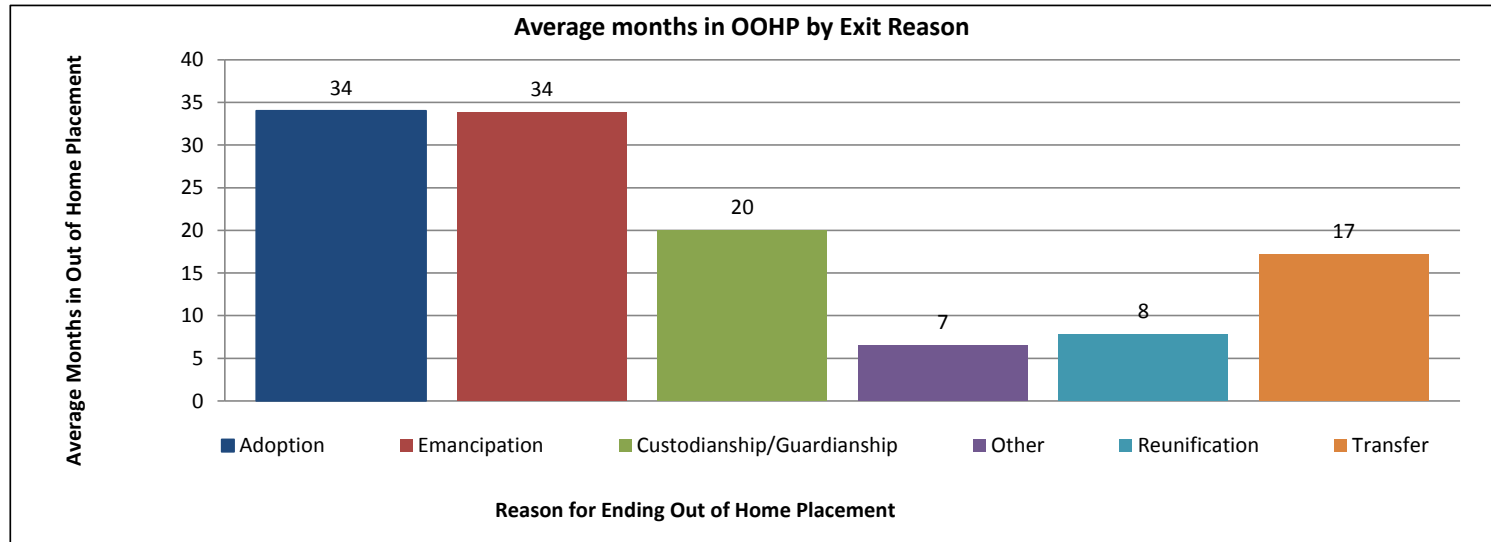
July 2011 - June 2012

Statewide	JUL	AUG	SEP	OCT	NOV	DEC	JAN	FEB	MAR	APR	MAY	JUN	Total	Max Age	Min Age	Avg Age	Max Days	Min Days	Avg Mos
Adoption	41	60	77	66	151	105	30	49	59	55	59	37	789	18	0	7	3,798	50	33
Emancipation	37	30	28	24	26	40	28	27	29	17	36	25	347	19	16	18	5,520	22	37
Custodianship/Guardianship	25	20	16	19	13	20	17	19	13	12	13	24	211	18	1	13	4,035	30	20
Other	3	3	0	2	1	1	4	1	2	2	2	1	22	19	1	13	1,316	2	13
Reunification	153	205	134	162	158	241	136	141	198	103	226	163	2,020	18	0	9	2,936	0	9
Transfer	7	5	7	10	10	6	7	12	10	7	10	3	94	18	0	14	3,555	3	21
<b>Total</b>	<b>266</b>	<b>323</b>	<b>262</b>	<b>283</b>	<b>359</b>	<b>413</b>	<b>222</b>	<b>249</b>	<b>311</b>	<b>196</b>	<b>346</b>	<b>253</b>	<b>3,483</b>	<b>19</b>	<b>0</b>	<b>10</b>	<b>5,520</b>	<b>0</b>	<b>18.2</b>



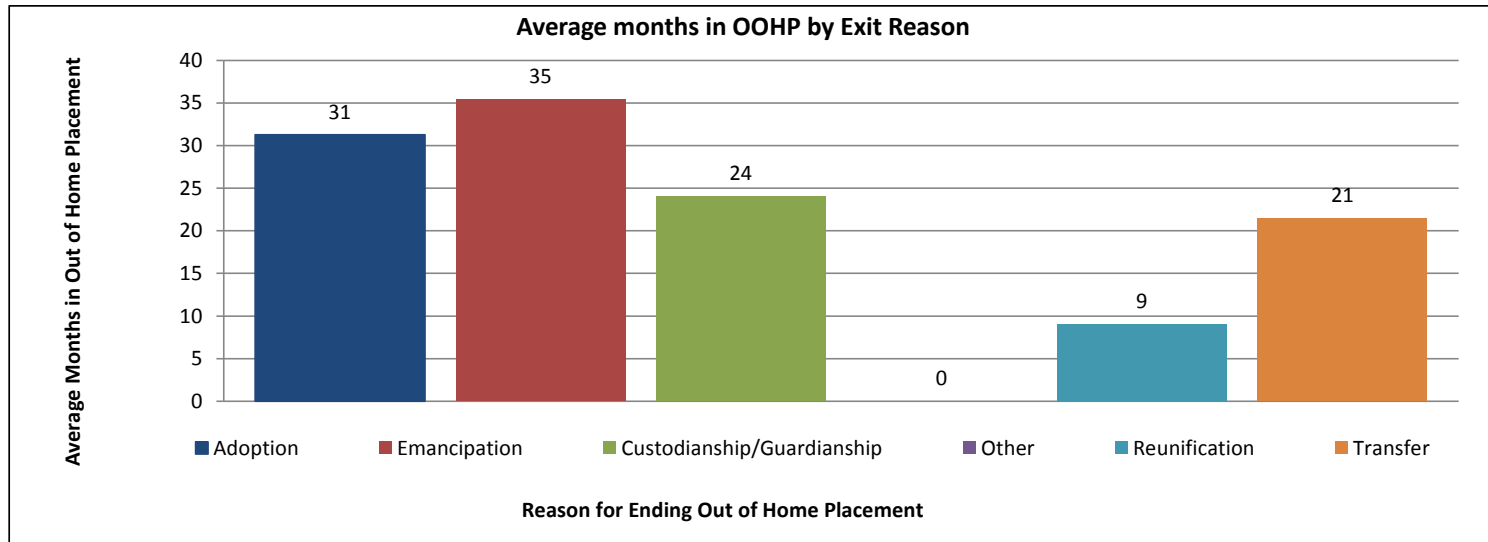
## Length of Stay and Reason for Ending Out of Home Placement SFY2012

Region 1	JUL	AUG	SEP	OCT	NOV	DEC	JAN	FEB	MAR	APR	MAY	JUN	Total	Max Age	Min Age	Avg Age	Max Days	Min Days	Avg Mos
Adoption	2	9	7	13	10	23	3	8	7	13	4	2	101	17	0	6	2,275	160	34
Emancipation	7	3	3	2	0	3	8	2	5	2	5	3	43	19	18	18	4,261	87	34
Custodianship/Guardianship	4	8	2	7	4	10	5	4	4	1	1	3	53	18	2	13	1,758	77	20
Other	0	1	0	2	0	0	1	0	2	1	1	0	8	16	1	8	404	2	7
Reunification	30	30	22	29	42	55	14	34	17	30	44	30	377	18	0	8	2,301	1	8
Transfer	0	1	2	1	1	1	1	3	3	2	3	2	20	18	2	15	3,399	4	17
<b>Total</b>	<b>43</b>	<b>52</b>	<b>36</b>	<b>54</b>	<b>57</b>	<b>92</b>	<b>32</b>	<b>51</b>	<b>38</b>	<b>49</b>	<b>58</b>	<b>40</b>	<b>602</b>	<b>19</b>	<b>0</b>	<b>9</b>	<b>4,261</b>	<b>1</b>	<b>15.5</b>



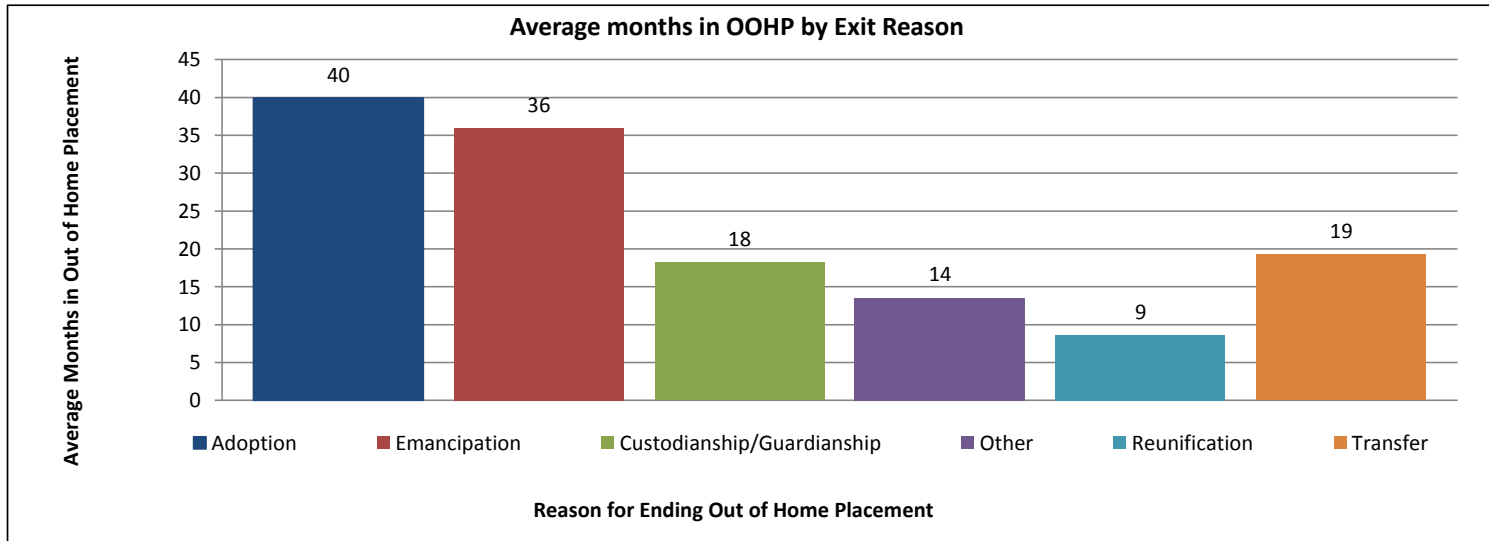
## Length of Stay and Reason for Ending Out of Home Placement SFY2012

Region 2	JUL	AUG	SEP	OCT	NOV	DEC	JAN	FEB	MAR	APR	MAY	JUN	Total	Max Age	Min Age	Avg Age	Max Days	Min Days	Avg Mos
Adoption	16	8	18	16	29	40	3	8	13	9	17	9	186	18	1	7	3,798	234	31
Emancipation	5	4	4	6	5	8	4	8	6	3	7	7	67	19	16	18	4,859	77	35
Custodianship/Guardianship	5	1	5	5	3	4	2	6	2	2	1	8	44	18	1	13	4,035	79	24
Other	0	0	0	0	0	0	0	0	0	0	0	0	0	0	0	0	0	0	0
Reunification	24	44	35	41	29	38	39	33	42	15	54	21	415	18	0	9	2,399	1	9
Transfer	1	0	1	2	2	1	1	0	1	0	1	0	10	18	15	17	1,825	100	21
<b>Total</b>	<b>51</b>	<b>57</b>	<b>63</b>	<b>70</b>	<b>68</b>	<b>91</b>	<b>49</b>	<b>55</b>	<b>64</b>	<b>29</b>	<b>80</b>	<b>45</b>	<b>722</b>	<b>19</b>	<b>0</b>	<b>10</b>	<b>4,859</b>	<b>1</b>	<b>18.3</b>



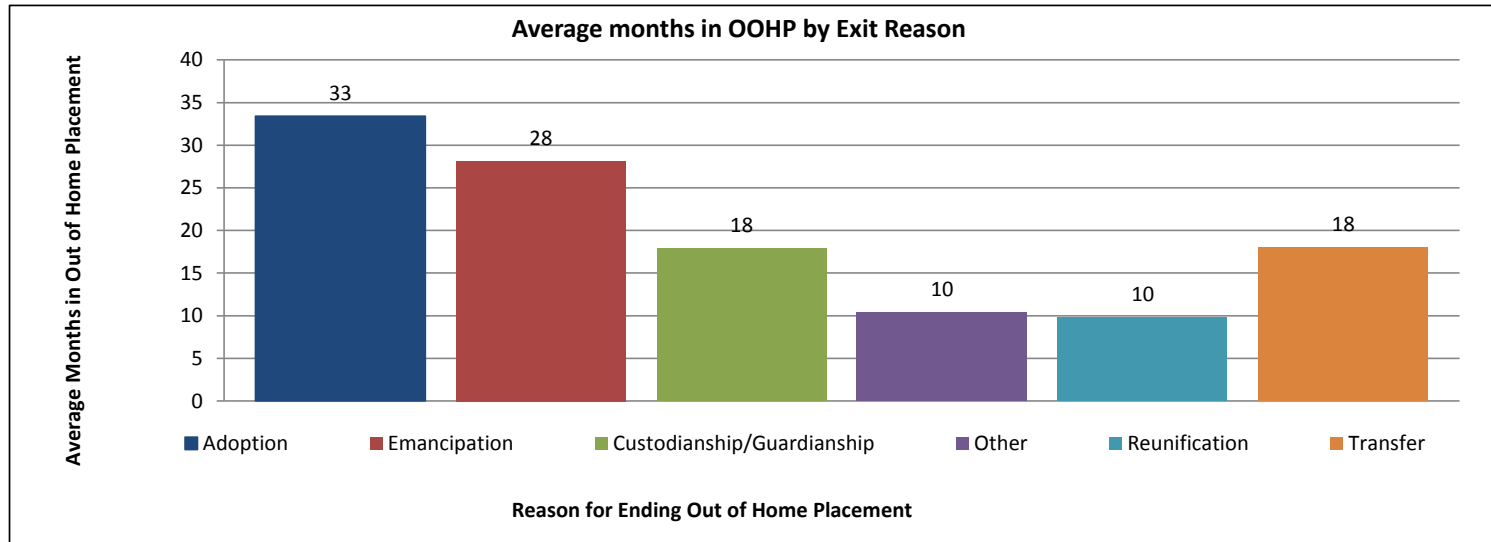
## Length of Stay and Reason for Ending Out of Home Placement SFY2012

<b>Region 3</b>	JUL	AUG	SEP	OCT	NOV	DEC	JAN	FEB	MAR	APR	MAY	JUN	Total	Max Age	Min Age	Avg Age	Max Days	Min Days	Avg Mos
Adoption	8	15	10	15	35	7	7	5	5	7	13	7	134	18	1	8	3,282	298	40
Emancipation	11	5	12	6	9	10	9	4	6	6	12	7	97	19	17	18	4,934	40	36
Custodianship/Guardianship	9	3	6	3	4	5	3	7	6	4	5	5	60	17	2	11	2,442	30	18
Other	1	1	0	0	1	1	1	1	0	0	0	0	6	18	3	12	1,316	19	14
Reunification	41	51	25	35	33	63	35	39	62	28	52	57	521	18	0	9	2,936	0	9
Transfer	1	0	2	4	5	0	3	4	2	4	5	0	30	18	0	11	1,916	3	19
<b>Total</b>	<b>71</b>	<b>75</b>	<b>55</b>	<b>63</b>	<b>87</b>	<b>86</b>	<b>58</b>	<b>60</b>	<b>81</b>	<b>49</b>	<b>87</b>	<b>76</b>	<b>848</b>	<b>19</b>	<b>0</b>	<b>10</b>	<b>4,934</b>	<b>0</b>	<b>17.8</b>



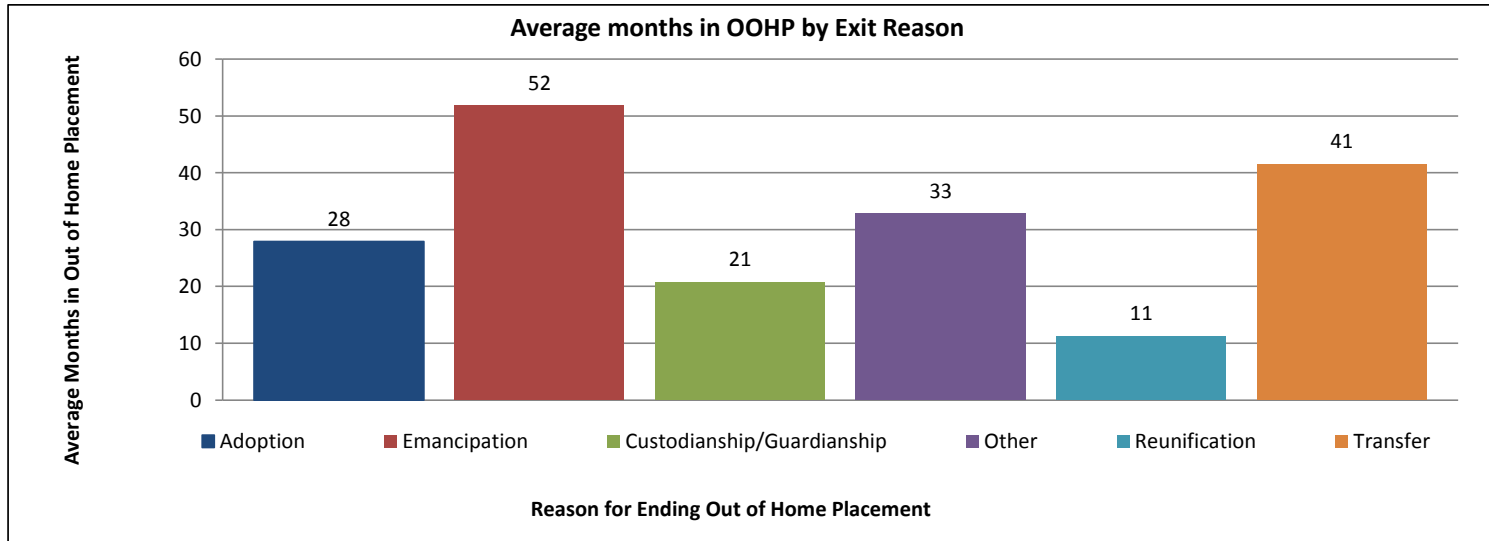
## Length of Stay and Reason for Ending Out of Home Placement SFY2012

Region 4	JUL	AUG	SEP	OCT	NOV	DEC	JAN	FEB	MAR	APR	MAY	JUN	Total	Max Age	Min Age	Avg Age	Max Days	Min Days	Avg Mos
Adoption	7	19	25	12	10	25	8	14	18	15	9	13	175	16	1	7	2,127	162	33
Emancipation	7	13	5	6	8	8	2	9	6	2	8	5	79	19	16	18	4,361	54	28
Custodianship/Guardianship	1	7	0	3	1	0	2	1	1	5	2	6	29	18	3	13	1,248	119	18
Other	1	1	0	0	0	0	1	0	0	1	0	1	5	19	15	17	578	49	10
Reunification	48	67	29	30	39	72	35	24	44	21	55	36	500	18	0	9	2,266	1	10
Transfer	5	4	1	3	1	2	1	4	1	1	1	1	25	18	0	15	3,555	5	18
<b>Total</b>	<b>69</b>	<b>111</b>	<b>60</b>	<b>54</b>	<b>59</b>	<b>107</b>	<b>49</b>	<b>52</b>	<b>70</b>	<b>45</b>	<b>75</b>	<b>62</b>	<b>813</b>	<b>19</b>	<b>0</b>	<b>10</b>	<b>4,361</b>	<b>1</b>	<b>17.2</b>



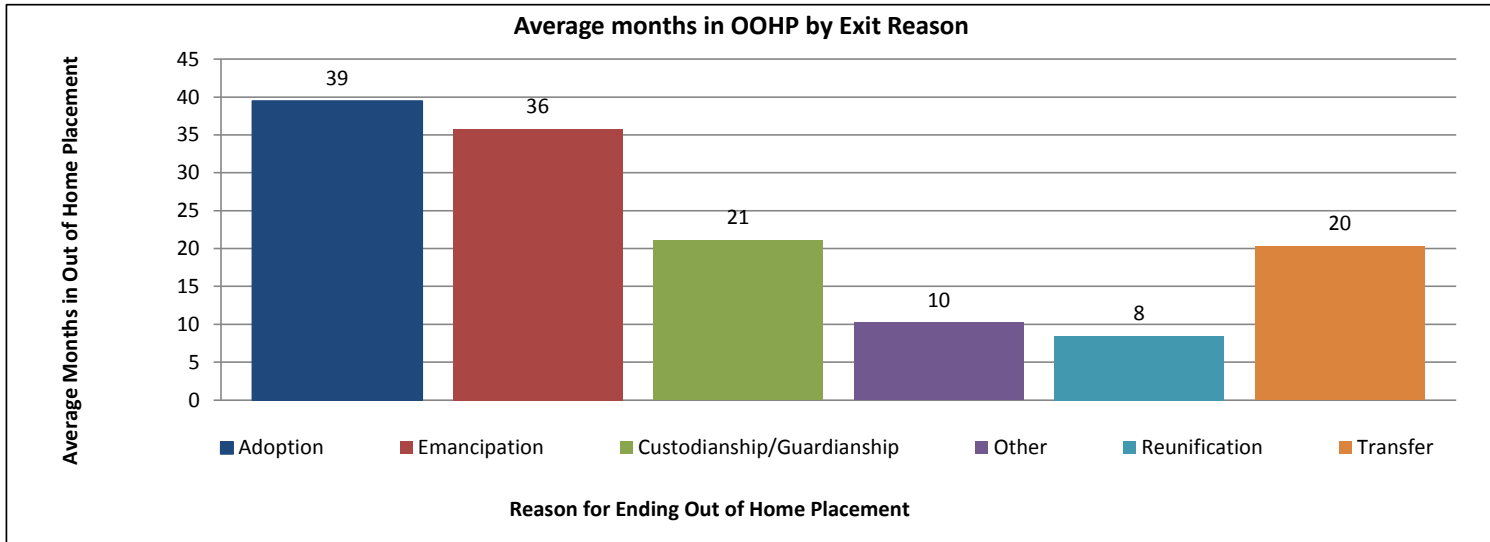
## Length of Stay and Reason for Ending Out of Home Placement SFY2012

Region 5	JUL	AUG	SEP	OCT	NOV	DEC	JAN	FEB	MAR	APR	MAY	JUN	Total	Max Age	Min Age	Avg Age	Max Days	Min Days	Avg Mos
Adoption	8	9	17	10	67	10	9	14	16	11	16	6	193	18	0	5	3,296	50	28
Emancipation	7	5	4	4	4	11	5	4	6	4	4	3	61	19	17	18	5,520	22	52
Custodianship/Guardianship	6	1	3	1	1	1	5	1	0	0	4	2	25	17	10	15	1,943	136	21
Other	1	0	0	0	0	0	1	0	0	0	1	0	3	18	18	18	1,163	770	33
Reunification	10	13	23	27	15	13	13	11	33	9	21	19	207	18	0	8	1,096	5	11
Transfer	0	0	1	0	1	2	1	1	3	0	0	0	9	18	14	17	2,534	203	41
<b>Total</b>	<b>32</b>	<b>28</b>	<b>48</b>	<b>42</b>	<b>88</b>	<b>37</b>	<b>34</b>	<b>31</b>	<b>58</b>	<b>24</b>	<b>46</b>	<b>30</b>	<b>498</b>	<b>19</b>	<b>0</b>	<b>9</b>	<b>5,520</b>	<b>5</b>	<b>23.8</b>



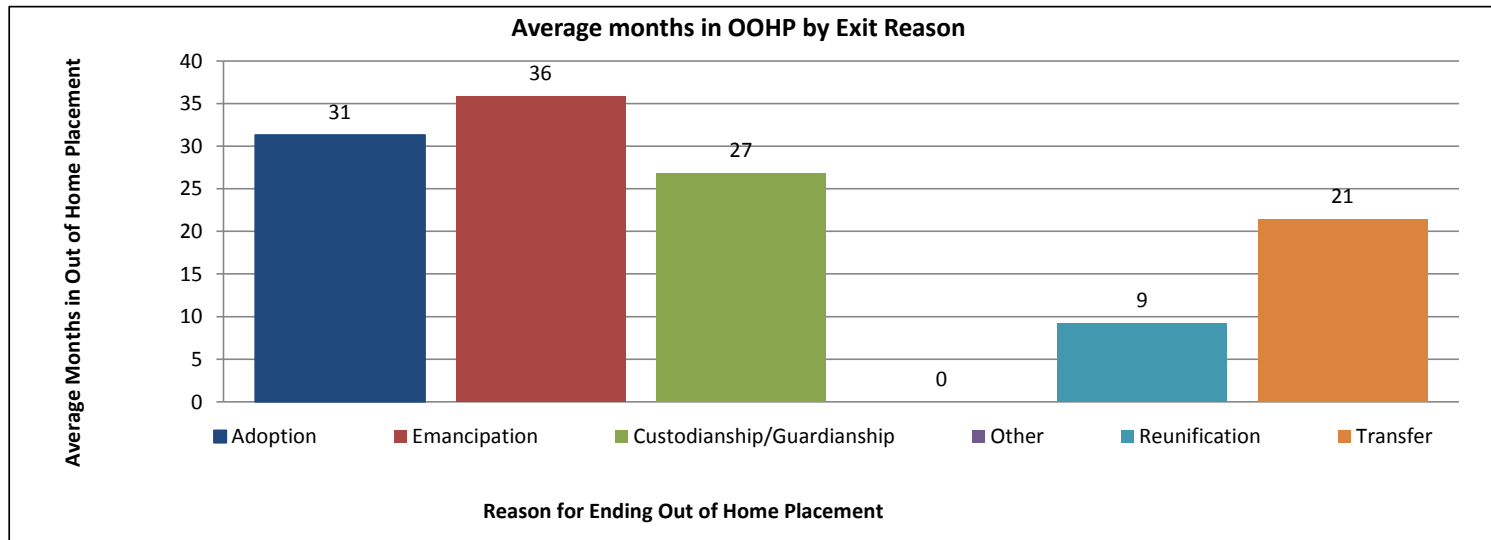
## Length of Stay and Reason for Ending Out of Home Placement SFY2012

East Region	JUL	AUG	SEP	OCT	NOV	DEC	JAN	FEB	MAR	APR	MAY	JUN	Total	Max Age	Min Age	Avg Age	Max Days	Min Days	Avg Mos
Adoption	6	19	10	23	39	26	10	12	8	8	14	5	180	18	0	8	3,282	160	39
Emancipation	10	4	11	6	8	7	7	2	10	5	10	9	89	19	17	18	4,934	40	36
Custodianship/Guardianship	6	8	4	5	6	8	5	9	4	3	3	4	65	18	2	12	1,758	77	21
Other	1	2	0	2	0	1	2	1	2	1	1	0	13	18	1	10	1,316	2	10
Reunification	43	69	38	49	59	84	40	55	54	34	60	54	639	18	0	9	2,936	0	8
Transfer	1	1	2	4	5	1	3	7	4	5	6	2	41	18	0	12	3,399	3	20
<b>Total</b>	<b>67</b>	<b>103</b>	<b>65</b>	<b>89</b>	<b>117</b>	<b>127</b>	<b>67</b>	<b>86</b>	<b>82</b>	<b>56</b>	<b>94</b>	<b>74</b>	<b>1,027</b>	<b>19</b>	<b>0</b>	<b>10</b>	<b>4,934</b>	<b>0</b>	<b>17.5</b>



## Length of Stay and Reason for Ending Out of Home Placement SFY2012

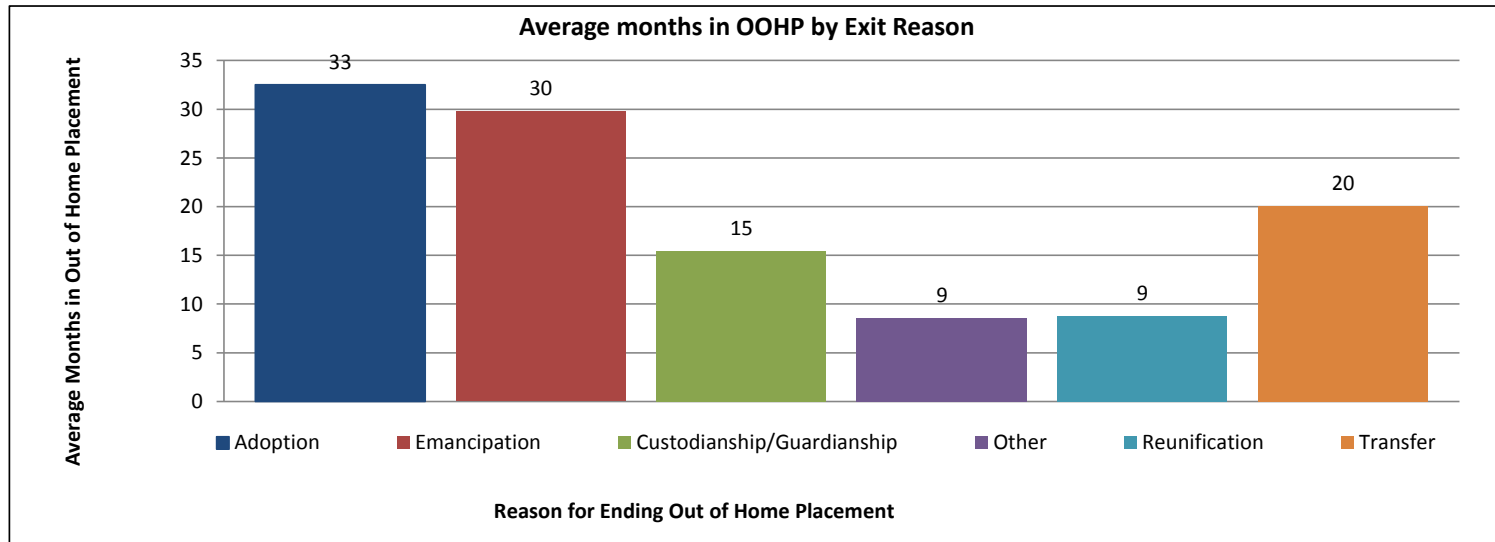
Kansas City Region	JUL	AUG	SEP	OCT	NOV	DEC	JAN	FEB	MAR	APR	MAY	JUN	Total	Max Age	Min Age	Avg Age	Max Days	Min Days	Avg Mos
Adoption	16	4	17	15	30	31	3	6	13	9	17	9	170	18	1	7	3,798	234	31
Emancipation	4	3	4	6	6	9	4	8	5	4	7	6	66	19	16	18	4,859	77	36
Custodianship/Guardianship	5	1	5	5	2	3	2	3	1	3	1	8	39	18	1	13	4,035	79	27
Other	0	0	0	0	0	0	0	0	0	0	0	0	0	0	0	0	0	0	0
Reunification	24	40	31	38	22	34	35	25	40	14	53	22	378	18	0	9	2,399	1	9
Transfer	1	0	1	2	2	1	1	0	1	0	1	0	10	18	15	17	1,825	100	21
<b>Total</b>	<b>50</b>	<b>48</b>	<b>58</b>	<b>66</b>	<b>62</b>	<b>78</b>	<b>45</b>	<b>42</b>	<b>60</b>	<b>30</b>	<b>79</b>	<b>45</b>	<b>663</b>	<b>19</b>	<b>0</b>	<b>10</b>	<b>4,859</b>	<b>1</b>	<b>18.8</b>





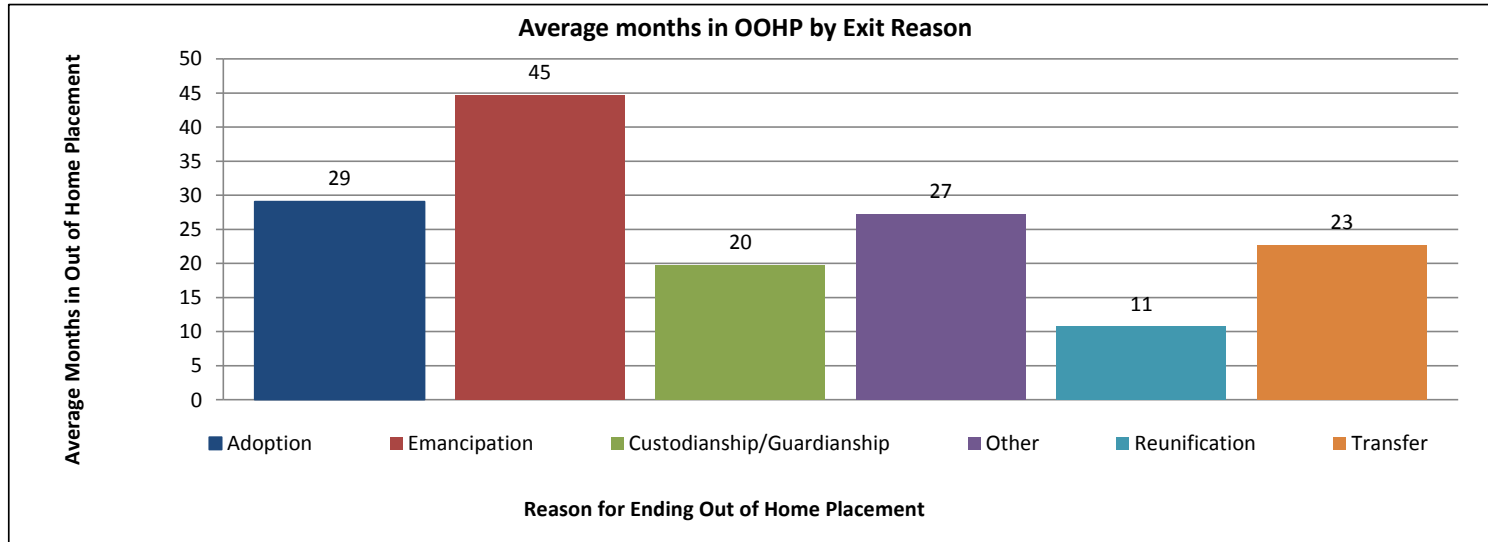
## Length of Stay and Reason for Ending Out of Home Placement SFY2012

West Region	JUL	AUG	SEP	OCT	NOV	DEC	JAN	FEB	MAR	APR	MAY	JUN	Total	Max Age	Min Age	Avg Age	Max Days	Min Days	Avg Mos
Adoption	9	15	25	12	14	27	4	13	21	21	10	16	187	18	1	7	2,191	162	33
Emancipation	12	12	6	5	7	10	6	10	6	1	14	7	96	19	18	18	4,361	50	30
Custodianship/Guardianship	8	9	4	6	2	5	4	5	6	3	5	9	66	18	2	11	2,442	30	15
Other	1	1	0	0	1	0	1	0	0	1	0	0	5	18	3	14	578	42	9
Reunification	62	70	34	36	44	64	37	41	60	31	78	51	608	18	0	9	2,266	1	9
Transfer	3	3	2	3	1	1	1	4	2	1	0	1	22	18	14	16	3,555	5	20
<b>Total</b>	<b>95</b>	<b>110</b>	<b>71</b>	<b>62</b>	<b>69</b>	<b>107</b>	<b>53</b>	<b>73</b>	<b>95</b>	<b>58</b>	<b>107</b>	<b>84</b>	<b>984</b>	<b>19</b>	<b>0</b>	<b>10</b>	<b>4,361</b>	<b>1</b>	<b>16.0</b>



## Length of Stay and Reason for Ending Out of Home Placement SFY2012

Wichita Region	JUL	AUG	SEP	OCT	NOV	DEC	JAN	FEB	MAR	APR	MAY	JUN	Total	Max Age	Min Age	Avg Age	Max Days	Min Days	Avg Mos
Adoption	10	22	25	16	68	21	13	18	17	17	18	7	252	18	0	6	3,296	50	29
Emancipation	11	11	7	7	5	14	11	7	8	7	5	3	96	19	16	18	5,520	22	45
Custodianship/Guardianship	6	2	3	3	3	4	6	2	2	3	4	3	41	17	7	15	1,943	134	20
Other	1	0	0	0	0	0	1	0	0	0	1	1	4	19	18	18	1,163	327	27
Reunification	24	26	31	39	33	59	24	20	44	24	35	36	395	18	0	9	2,301	1	11
Transfer	2	1	2	1	2	3	2	1	3	1	3	0	21	18	0	16	2,534	51	23
<b>Total</b>	<b>54</b>	<b>62</b>	<b>68</b>	<b>66</b>	<b>111</b>	<b>101</b>	<b>57</b>	<b>48</b>	<b>74</b>	<b>52</b>	<b>66</b>	<b>50</b>	<b>809</b>	<b>19</b>	<b>0</b>	<b>9</b>	<b>5520</b>	<b>1</b>	<b>21</b>



Data Source: FACTS