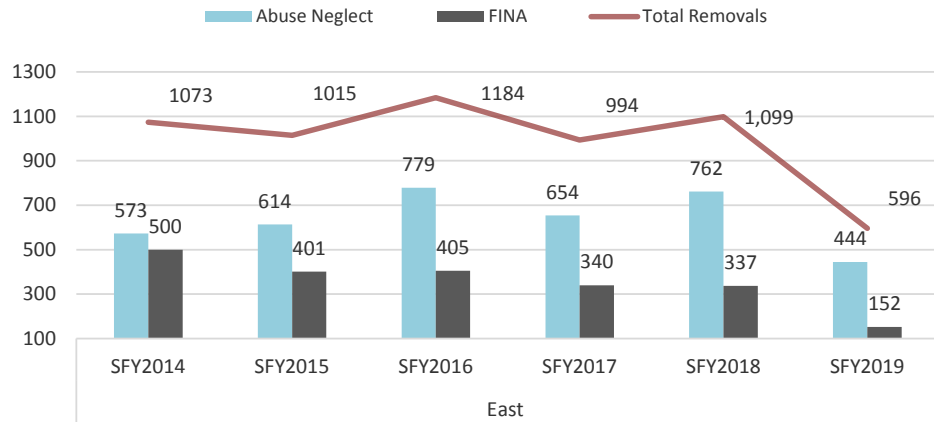




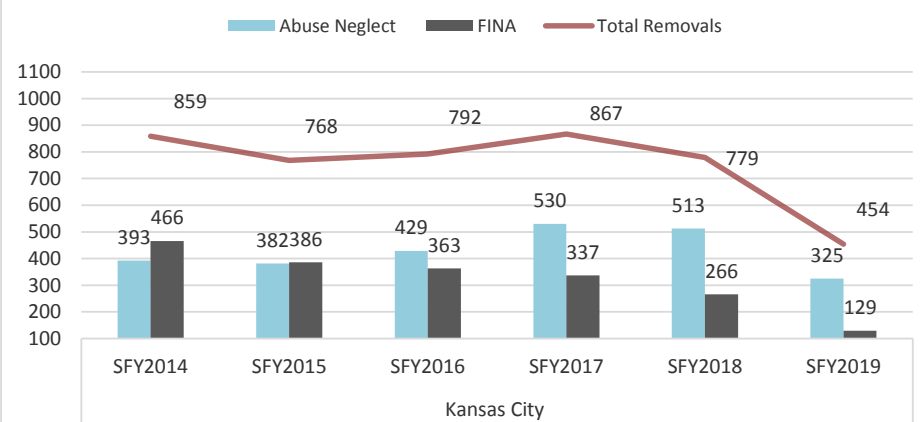
Removals By Region SFY2014-SFY2019

***SFY2019 July18-January19**

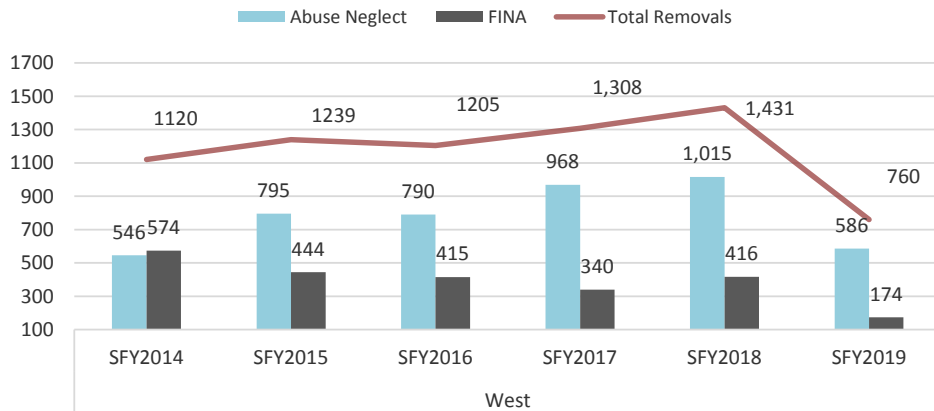
East Region Removals



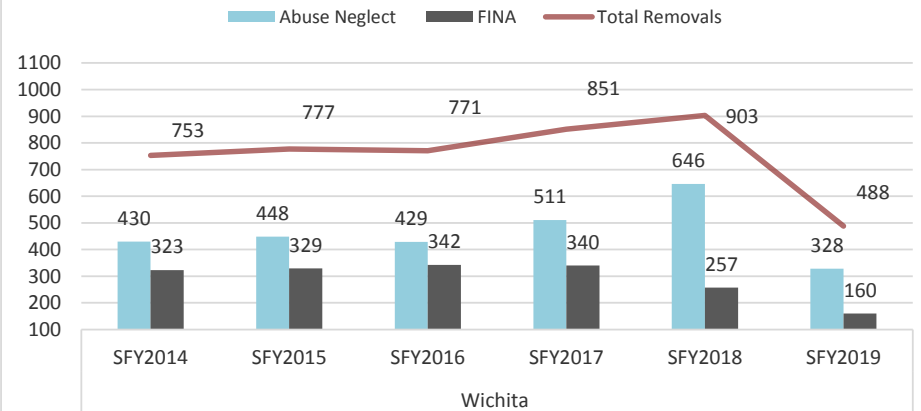
Kansas City Region Removals



West Region Removals



Wichita Region Removals



**Children Placed In Out of Home Placement by Primary Reason for Removal SFY2019
Removed between 7/1/2018 and 01/31/2019**

Removal Category	Primary Removal Reason	Kansas City Region		East Region		West Region		Wichita Region		State Wide Totals	
		#	%	#	%	#	%	#	%	#	%
Abuse Neglect	Abandonment	40	9%	28	5%	34	4%	37	8%	139	6%
Abuse Neglect	Educational Neglect	0	0%	3	1%	7	1%	0	0%	10	0%
Abuse Neglect	Emotional Abuse	50	11%	79	13%	65	9%	44	9%	238	10%
Abuse Neglect	Failure To Thrive	0	0%	0	0%	0	0%	0	0%	0	0%
Abuse Neglect	Human Trafficking-Labor	0	0%	0	0%	0	0%	0	0%	0	0%
Abuse Neglect	Human Trafficking-Sex	1	0%	3	1%	1	0%	1	0%	6	0%
Abuse Neglect	Lack Of Supervision	49	11%	89	15%	144	19%	46	9%	328	14%
Abuse Neglect	Medical Neglect	9	2%	9	2%	8	1%	8	2%	34	1%
Abuse Neglect	Physical Abuse	98	22%	103	17%	148	19%	107	22%	456	20%
Abuse Neglect	Physical Neglect	43	9%	109	18%	92	12%	64	13%	308	13%
Abuse Neglect	Sexual Abuse	31	7%	21	4%	71	9%	16	3%	139	6%
Abuse Neglect	Substance Affected Infant	4	1%	0	0%	16	2%	5	1%	25	1%
FINA	Alcohol Abuse Child	0	0%	0	0%	0	0%	0	0%	0	0%
FINA	Alcohol Abuse Parent	2	0%	1	0%	5	1%	0	0%	8	0%
FINA	Caretakers Inability to Cope	22	5%	29	5%	32	4%	22	5%	105	5%
FINA	Child's Behavior Problem	21	5%	32	5%	38	5%	23	5%	114	5%
FINA	Child's Disability	0	0%	0	0%	0	0%	0	0%	0	0%
FINA	Death of Parent's	3	1%	2	0%	0	0%	2	0%	7	0%
FINA	Drug Abuse Child	0	0%	0	0%	3	0%	1	0%	4	0%
FINA	Drug Abuse Parent	50	11%	20	3%	24	3%	34	7%	128	6%
FINA	Inadequate Housing	10	2%	6	1%	7	1%	20	4%	43	2%
FINA	Incarceration of Parent's	4	1%	17	3%	22	3%	12	2%	55	2%
FINA	Infant Positive for Substances	0	0%	9	2%	5	1%	3	1%	17	1%
FINA	Methamphetamine use	9	2%	26	4%	21	3%	30	6%	86	4%
FINA	Parent Opioid Use	0	0%	0	0%	0	0%	0	0%	0	0%
FINA	Parent-Child Conflict	0	0%	0	0%	0	0%	0	0%	0	0%
FINA	Relinquishment	0	0%	0	0%	1	0%	0	0%	1	0%
FINA	Runaway	5	1%	9	2%	7	1%	12	2%	33	1%
FINA	Truancy	3	1%	1	0%	9	1%	1	0%	14	1%
	Statewide Totals	454	100%	596	100%	760	100%	488	100%	2,298	100%

Abuse Neglect Totals	325	72%	444	74%	586	77%	328	67%	1,683	73%
FINA Totals	129	28%	152	26%	174	23%	160	33%	615	27%
Statewide Totals	454	100%	596	100%	760	100%	488	100%	2,298	100%

**Children Placed In Out of Home Placement by Primary Reason for Removal and Age SFY2019
Removed between 7/1/2018 and 01/31/2019**

Removal Category	Primary Removal Reason	Under 1		1 to 3		4 to 6		7 to 9		10 to 12		13 to 15		16 to 17		18 and Over		Statewide Totals	
		#	%	#	%	#	%	#	%	#	%	#	%	#	%	#	%	#	%
Abuse Neglect	Abandonment	15	5%	18	4%	25	7%	19	6%	21	7%	20	5%	21	9%	0	0%	139	6%
Abuse Neglect	Educational Neglect	0	0%	0	0%	0	0%	1	0%	2	1%	5	1%	2	1%	0	0%	10	0%
Abuse Neglect	Emotional Abuse	13	4%	30	7%	44	12%	46	15%	40	14%	45	12%	20	9%	0	0%	238	10%
Abuse Neglect	Failure To Thrive	0	0%	0	0%	0	0%	0	0%	0	0%	0	0%	0	0%	0	0%	0	0%
Abuse Neglect	Human Trafficking-Labor	0	0%	0	0%	0	0%	0	0%	0	0%	0	0%	0	0%	0	0%	0	0%
Abuse Neglect	Human Trafficking-Sex	1	0%	0	0%	0	0%	0	0%	0	0%	2	1%	3	1%	0	0%	6	0%
Abuse Neglect	Lack Of Supervision	26	8%	85	21%	59	17%	39	13%	34	12%	53	14%	32	14%	0	0%	328	14%
Abuse Neglect	Medical Neglect	5	2%	11	3%	6	2%	4	1%	3	1%	5	1%	0	0%	0	0%	34	1%
Abuse Neglect	Physical Abuse	59	18%	80	20%	76	21%	66	21%	57	20%	79	20%	39	17%	0	0%	456	20%
Abuse Neglect	Physical Neglect	54	17%	81	20%	55	16%	46	15%	34	12%	29	8%	9	4%	0	0%	308	13%
Abuse Neglect	Sexual Abuse	1	0%	13	3%	21	6%	22	7%	32	11%	35	9%	15	6%	0	0%	139	6%
Abuse Neglect	Substance Affected Infant	21	6%	3	1%	0	0%	0	0%	1	0%	0	0%	0	0%	0	0%	25	1%
FINA	Alcohol Abuse Child	0	0%	0	0%	0	0%	0	0%	0	0%	0	0%	0	0%	0	0%	0	0%
FINA	Alcohol Abuse Parent	1	0%	1	0%	4	1%	1	0%	0	0%	1	0%	0	0%	0	0%	8	0%
FINA	Caretakers Inability to Cope	36	11%	23	6%	10	3%	10	3%	4	1%	13	3%	9	4%	0	0%	105	5%
FINA	Child's Behavior Problem	0	0%	0	0%	1	0%	5	2%	12	4%	49	13%	47	20%	0	0%	114	5%
FINA	Child's Disability	0	0%	0	0%	0	0%	0	0%	0	0%	0	0%	0	0%	0	0%	0	0%
FINA	Death of Parent's	0	0%	1	0%	0	0%	3	1%	1	0%	2	1%	0	0%	0	0%	7	0%
FINA	Drug Abuse Child	0	0%	0	0%	0	0%	0	0%	0	0%	1	0%	3	1%	0	0%	4	0%
FINA	Drug Abuse Parent	41	13%	21	5%	16	5%	22	7%	14	5%	9	2%	5	2%	0	0%	128	6%
FINA	Inadequate Housing	4	1%	14	3%	10	3%	5	2%	1	0%	3	1%	6	3%	0	0%	43	2%
FINA	Incarceration of Parent's	8	2%	10	2%	13	4%	9	3%	7	2%	5	1%	3	1%	0	0%	55	2%
FINA	Infant Positive for Substances	15	5%	0	0%	0	0%	1	0%	1	0%	0	0%	0	0%	0	0%	17	1%
FINA	Methamphetamine use	24	7%	15	4%	13	4%	10	3%	12	4%	8	2%	4	2%	0	0%	86	4%
FINA	Parent Opioid Use	0	0%	0	0%	0	0%	0	0%	0	0%	0	0%	0	0%	0	0%	0	0%
FINA	Parent-Child Conflict	0	0%	0	0%	0	0%	0	0%	0	0%	0	0%	0	0%	0	0%	0	0%
FINA	Relinquishment	0	0%	1	0%	0	0%	0	0%	0	0%	0	0%	0	0%	0	0%	1	0%
FINA	Runaway	2	1%	0	0%	0	0%	0	0%	2	1%	17	4%	12	5%	0	0%	33	1%
FINA	Truancy	0	0%	0	0%	1	0%	2	1%	5	2%	5	1%	1	0%	0	0%	14	1%
	Statewide Totals	326	100%	407	100%	354	100%	311	100%	283	100%	386	100%	231	100%	0	0%	2,298	100%
			14%		18%		15%		14%		12%		17%		10%		0%		100%
	Abuse Neglect Totals	195	60%	321	79%	286	81%	243	78%	224	79%	273	71%	141	61%	0	0%	1,683	73%
	FINA Totals	131	40%	86	21%	68	19%	68	22%	59	21%	113	29%	90	39%	0	0%	615	27%
	Statewide Totals	326	100%	407	100%	354	100%	311	100%	283	100%	386	100%	231	100%	0	0%	2,298	100%



Children Placed In Out of Home Placement by Primary Reason for Removal SFY2019
Removed between 7/1/2018 and 01/31/2019
County Totals

Strong Families Make a Strong Kansas

Counties	Abandonment		Caretakers Inability to Cope		Child's Behavior Problem		Emotional Abuse		Lack Of Supervision		Neglect		**Other		*Parents Substance Abuse		Physical Abuse		Sexual Abuse		Truancy		Totals	
	#	%	#	%	#	%	#	%	#	%	#	%	#	%	#	%	#	%	#	%	#	%	#	%
Allen	1	3%	6	17%	0	0%	0	0%	3	9%	5	14%	3	9%	11	31%	5	14%	1	3%	0	0%	35	100%
Anderson	0	0%	0	0%	0	0%	0	0%	3	38%	5	63%	0	0%	0	0%	0	0%	0	0%	0	0%	8	100%
Atchison	0	0%	0	0%	0	0%	0	0%	2	18%	2	18%	1	9%	1	9%	2	18%	0	0%	3	27%	11	100%
Barber	3	60%	0	0%	0	0%	0	0%	1	20%	0	0%	0	0%	0	0%	0	0%	1	20%	0	0%	5	100%
Barton	1	2%	5	8%	4	6%	9	15%	11	18%	6	10%	5	8%	2	3%	14	23%	5	8%	0	0%	62	100%
Bourbon	2	7%	3	11%	6	22%	4	15%	0	0%	0	0%	7	26%	0	0%	5	19%	0	0%	0	0%	27	100%
Brown	0	0%	0	0%	4	15%	5	19%	5	19%	7	27%	0	0%	2	8%	1	4%	2	8%	0	0%	26	100%
Butler	4	5%	1	1%	14	18%	7	9%	1	1%	16	21%	4	5%	3	4%	24	31%	3	4%	0	0%	77	100%
Chase	0	0%	0	0%	0	0%	0	0%	0	0%	0	0%	0	0%	0	0%	2	100%	0	0%	0	0%	2	100%
Chautauqua	0	0%	0	0%	0	0%	0	0%	0	0%	0	0%	0	0%	0	0%	0	0%	0	0%	0	0%	0	0%
Cherokee	0	0%	0	0%	1	4%	4	14%	9	32%	9	32%	1	4%	0	0%	3	11%	1	4%	0	0%	28	100%
Cheyenne	0	0%	0	0%	0	0%	0	0%	0	0%	0	0%	0	0%	0	0%	0	0%	0	0%	0	0%	0	0%
Clark	0	0%	0	0%	0	0%	0	0%	0	0%	0	0%	0	0%	8	100%	0	0%	0	0%	0	0%	8	100%
Clay	1	20%	0	0%	0	0%	0	0%	0	0%	0	0%	0	0%	0	0%	2	40%	1	20%	1	20%	5	100%
Cloud	2	10%	0	0%	1	5%	0	0%	3	14%	5	24%	0	0%	0	0%	10	48%	0	0%	0	0%	21	100%
Coffey	0	0%	0	0%	0	0%	0	0%	0	0%	4	80%	0	0%	1	20%	0	0%	0	0%	0	0%	5	100%
Comanche	0	0%	0	0%	0	0%	0	0%	0	0%	0	0%	0	0%	0	0%	0	0%	0	0%	0	0%	0	0%
Cowley	0	0%	1	3%	2	5%	8	21%	3	8%	4	10%	3	8%	4	10%	12	31%	2	5%	0	0%	39	100%
Crawford	3	8%	0	0%	0	0%	2	5%	11	28%	13	33%	0	0%	0	0%	11	28%	0	0%	0	0%	40	100%
Decatur	0	0%	0	0%	0	0%	0	0%	2	50%	2	50%	0	0%	0	0%	0	0%	0	0%	0	0%	4	100%
Dickinson	2	7%	1	4%	2	7%	1	4%	3	11%	4	14%	3	11%	5	18%	3	11%	4	14%	0	0%	28	100%
Doniphan	0	0%	0	0%	1	11%	5	56%	1	11%	0	0%	0	0%	2	22%	0	0%	0	0%	0	0%	9	100%
Douglas	9	18%	1	2%	1	2%	6	12%	11	22%	9	18%	4	8%	4	8%	5	10%	0	0%	0	0%	50	100%
Edwards	0	0%	1	25%	1	25%	0	0%	0	0%	1	25%	0	0%	1	25%	0	0%	0	0%	0	0%	4	100%
Elk	0	0%	0	0%	1	25%	0	0%	0	0%	0	0%	0	0%	3	75%	0	0%	0	0%	0	0%	4	100%

Counties	Abandonment		Caretakers Inability to Cope		Child's Behavior Problem		Emotional Abuse		Lack Of Supervision		Neglect		**Other		*Parents Substance Abuse		Physical Abuse		Sexual Abuse		Truancy		Totals	
	#	%	#	%	#	%	#	%	#	%	#	%	#	%	#	%	#	%	#	%	#	%	#	%
Ellis	4	14%	0	0%	1	4%	2	7%	12	43%	2	7%	2	7%	2	7%	3	11%	0	0%	0	0%	28	100%
Ellsworth	0	0%	3	60%	1	20%	1	20%	0	0%	0	0%	0	0%	0	0%	0	0%	0	0%	0	0%	5	100%
Finney	3	4%	1	1%	1	1%	6	8%	18	25%	3	4%	2	3%	1	1%	18	25%	19	26%	0	0%	72	100%
Ford	3	8%	12	32%	2	5%	3	8%	0	0%	2	5%	6	16%	2	5%	3	8%	4	11%	0	0%	37	100%
Franklin	0	0%	0	0%	0	0%	1	3%	5	14%	16	46%	5	14%	1	3%	6	17%	1	3%	0	0%	35	100%
Geary	2	4%	1	2%	3	7%	6	13%	3	7%	5	11%	1	2%	10	22%	14	31%	0	0%	0	0%	45	100%
Gove	0	0%	0	0%	0	0%	0	0%	1	100%	0	0%	0	0%	0	0%	0	0%	0	0%	0	0%	1	100%
Graham	0	0%	0	0%	0	0%	0	0%	0	0%	0	0%	0	0%	0	0%	0	0%	0	0%	0	0%	0	0%
Grant	0	0%	0	0%	2	100%	0	0%	0	0%	0	0%	0	0%	0	0%	0	0%	0	0%	0	0%	2	100%
Gray	0	0%	0	0%	1	25%	0	0%	0	0%	0	0%	0	0%	3	75%	0	0%	0	0%	0	0%	4	100%
Greeley	0	0%	0	0%	0	0%	0	0%	1	100%	0	0%	0	0%	0	0%	0	0%	0	0%	0	0%	1	100%
Greenwood	2	18%	0	0%	1	9%	0	0%	3	27%	0	0%	0	0%	0	0%	5	45%	0	0%	0	0%	11	100%
Hamilton	0	0%	0	0%	0	0%	0	0%	1	100%	0	0%	0	0%	0	0%	0	0%	0	0%	0	0%	1	100%
Harper	1	33%	0	0%	1	33%	0	0%	0	0%	1	33%	0	0%	0	0%	0	0%	0	0%	0	0%	3	100%
Harvey	0	0%	0	0%	0	0%	1	10%	1	10%	6	60%	1	10%	0	0%	0	0%	1	10%	0	0%	10	100%
Haskell	0	0%	0	0%	0	0%	0	0%	0	0%	0	0%	0	0%	0	0%	0	0%	1	100%	0	0%	1	100%
Hodgeman	0	0%	0	0%	0	0%	0	0%	0	0%	0	0%	0	0%	0	0%	0	0%	0	0%	0	0%	0	0%
Jackson	1	5%	2	9%	1	5%	0	0%	0	0%	3	14%	1	5%	0	0%	14	64%	0	0%	0	0%	22	100%
Jefferson	0	0%	1	13%	1	13%	0	0%	0	0%	6	75%	0	0%	0	0%	0	0%	0	0%	0	0%	8	100%
Jewell	0	0%	0	0%	0	0%	4	67%	2	33%	0	0%	0	0%	0	0%	0	0%	0	0%	0	0%	6	100%
Johnson	12	7%	12	7%	10	6%	30	18%	16	10%	10	6%	6	4%	20	12%	36	21%	16	10%	0	0%	168	100%
Kearny	0	0%	0	0%	0	0%	0	0%	2	22%	2	22%	0	0%	0	0%	0	0%	5	56%	0	0%	9	100%
Kingman	1	6%	1	6%	1	6%	0	0%	1	6%	0	0%	0	0%	2	11%	9	50%	3	17%	0	0%	18	100%
Kiowa	0	0%	0	0%	0	0%	0	0%	0	0%	0	0%	0	0%	0	0%	0	0%	0	0%	0	0%	0	0%
Labette	3	21%	1	7%	0	0%	0	0%	3	21%	1	7%	2	14%	0	0%	4	29%	0	0%	0	0%	14	100%
Lane	0	0%	0	0%	0	0%	0	0%	0	0%	0	0%	0	0%	0	0%	0	0%	0	0%	0	0%	0	0%
Leavenworth	2	4%	0	0%	2	4%	4	9%	2	4%	12	26%	2	4%	8	17%	13	28%	2	4%	0	0%	47	100%
Lincoln	0	0%	0	0%	0	0%	0	0%	0	0%	0	0%	0	0%	0	0%	0	0%	0	0%	0	0%	0	0%
Linn	1	7%	1	7%	0	0%	2	13%	4	27%	2	13%	0	0%	0	0%	5	33%	0	0%	0	0%	15	100%
Logan	0	0%	0	0%	0	0%	0	0%	0	0%	0	0%	0	0%	0	0%	0	0%	0	0%	0	0%	0	0%
Lyon	2	5%	0	0%	3	7%	1	2%	8	19%	9	21%	5	12%	2	5%	8	19%	3	7%	1	2%	42	100%

Counties	Abandonment		Caretakers Inability to Cope		Child's Behavior Problem		Emotional Abuse		Lack Of Supervision		Neglect		**Other		*Parents Substance Abuse		Physical Abuse		Sexual Abuse		Truancy		Totals	
	#	%	#	%	#	%	#	%	#	%	#	%	#	%	#	%	#	%	#	%	#	%	#	%
Sedgwick	21	7%	18	6%	2	1%	24	8%	30	10%	47	16%	42	15%	48	17%	50	17%	7	2%	0	0%	289	100%
Seward	0	0%	0	0%	0	0%	1	4%	8	31%	8	31%	2	8%	0	0%	3	12%	4	15%	0	0%	26	100%
Shawnee	14	10%	6	4%	8	6%	29	20%	17	12%	18	13%	11	8%	11	8%	17	12%	11	8%	0	0%	142	100%
Sheridan	0	0%	0	0%	0	0%	0	0%	0	0%	0	0%	0	0%	0	0%	0	0%	0	0%	0	0%	0	0%
Sherman	0	0%	0	0%	0	0%	1	100%	0	0%	0	0%	0	0%	0	0%	0	0%	0	0%	0	0%	1	100%
Smith	0	0%	0	0%	0	0%	0	0%	1	50%	1	50%	0	0%	0	0%	0	0%	0	0%	0	0%	2	100%
Stafford	4	57%	1	14%	0	0%	0	0%	0	0%	1	14%	0	0%	1	14%	0	0%	0	0%	0	0%	7	100%
Stanton	0	0%	0	0%	0	0%	0	0%	0	0%	2	20%	0	0%	4	40%	0	0%	4	40%	0	0%	10	100%
Stevens	0	0%	0	0%	0	0%	0	0%	0	0%	3	50%	1	17%	0	0%	2	33%	0	0%	0	0%	6	100%
Sumner	5	13%	1	3%	1	3%	5	13%	7	18%	9	23%	1	3%	4	10%	6	15%	0	0%	0	0%	39	100%
Thomas	0	0%	0	0%	1	9%	2	18%	1	9%	1	9%	0	0%	0	0%	1	9%	5	45%	0	0%	11	100%
Trego	0	0%	0	0%	0	0%	0	0%	4	67%	0	0%	0	0%	0	0%	2	33%	0	0%	0	0%	6	100%
Wabaunsee	0	0%	0	0%	0	0%	0	0%	2	67%	0	0%	0	0%	1	33%	0	0%	0	0%	0	0%	3	100%
Wallace	0	0%	0	0%	0	0%	0	0%	1	100%	0	0%	0	0%	0	0%	0	0%	0	0%	0	0%	1	100%
Washington	0	0%	0	0%	0	0%	0	0%	0	0%	0	0%	0	0%	0	0%	0	0%	0	0%	0	0%	0	0%
Wichita	0	0%	1	50%	0	0%	0	0%	1	50%	0	0%	0	0%	0	0%	0	0%	0	0%	0	0%	2	100%
Wilson	0	0%	2	12%	0	0%	4	24%	2	12%	4	24%	2	12%	0	0%	2	12%	1	6%	0	0%	17	100%
Woodson	0	0%	0	0%	0	0%	7	58%	1	8%	0	0%	0	0%	0	0%	3	25%	0	0%	1	8%	12	100%
Wyandotte	17	10%	9	5%	8	4%	10	6%	18	10%	23	13%	9	5%	28	16%	42	24%	14	8%	0	0%	178	100%
Statewide	139	6%	105	5%	114	5%	238	10%	328	14%	377	16%	160	7%	222	10%	456	20%	145	6%	14	1%	2,298	100%

* Parents Substance Abuse includes: Alcohol Abuse by Parent, Drug Abuse by Parent and Methamphetamine use, Parent Opioid Use.

**Other includes: Alcohol Abuse by Child, Drug Abuse by Child, Child's Disability, Death Of Parent, Failure to Thrive, Inadequate Housing, Incarceration of Parents, Infant Positive for Substances, Parent-Child Conflict, Relinquishment, and Runaways.

***Physical Abuse: Human Trafficking-Labor, Physical Abuse

****Sexual Abuse: Human Trafficking-Sex, Sexual Abuse

Data Source: FACTS

**Children Placed In Out of Home Placement by County and Age SFY2019
Removed between 7/1/2018 and 01/31/2019**

County	Under 1		1 to 3		4 to 6		7 to 9		10 to 12		13 to 15		16 to 17		18 and Over		Statewide Totals	
	#	%	#	%	#	%	#	%	#	%	#	%	#	%	#	%	#	%
Allen	5	2%	8	2%	5	1%	5	2%	3	1%	7	2%	2	1%	0	0%	35	2%
Anderson	0	0%	2	0%	0	0%	3	1%	2	1%	1	0%	0	0%	0	0%	8	0%
Atchison	0	0%	2	0%	3	1%	0	0%	3	1%	3	1%	0	0%	0	0%	11	0%
Barber	0	0%	1	0%	0	0%	1	0%	1	0%	1	0%	1	0%	0	0%	5	0%
Barton	4	1%	15	4%	9	3%	9	3%	9	3%	11	3%	5	2%	0	0%	62	3%
Bourbon	3	1%	4	1%	4	1%	0	0%	5	2%	8	2%	3	1%	0	0%	27	1%
Brown	2	1%	9	2%	3	1%	3	1%	3	1%	3	1%	3	1%	0	0%	26	1%
Butler	5	2%	19	5%	6	2%	10	3%	10	4%	18	5%	9	4%	0	0%	77	3%
Chase	0	0%	0	0%	0	0%	0	0%	1	0%	1	0%	0	0%	0	0%	2	0%
Cherokee	2	1%	3	1%	2	1%	5	2%	5	2%	7	2%	4	2%	0	0%	28	1%
Clark	1	0%	1	0%	1	0%	3	1%	1	0%	0	0%	1	0%	0	0%	8	0%
Clay	1	0%	0	0%	1	0%	1	0%	1	0%	0	0%	1	0%	0	0%	5	0%
Cloud	3	1%	6	1%	3	1%	3	1%	4	1%	0	0%	2	1%	0	0%	21	1%
Coffey	1	0%	2	0%	1	0%	1	0%	0	0%	0	0%	0	0%	0	0%	5	0%
Cowley	6	2%	8	2%	6	2%	8	3%	4	1%	3	1%	4	2%	0	0%	39	2%
Crawford	10	3%	2	0%	9	3%	5	2%	2	1%	7	2%	5	2%	0	0%	40	2%
Decatur	1	0%	1	0%	0	0%	2	1%	0	0%	0	0%	0	0%	0	0%	4	0%
Dickinson	1	0%	6	1%	6	2%	3	1%	2	1%	7	2%	3	1%	0	0%	28	1%
Doniphan	2	1%	2	0%	0	0%	2	1%	3	1%	0	0%	0	0%	0	0%	9	0%
Douglas	11	3%	8	2%	10	3%	5	2%	3	1%	9	2%	4	2%	0	0%	50	2%
Edwards	2	1%	0	0%	0	0%	0	0%	0	0%	1	0%	1	0%	0	0%	4	0%
Elk	0	0%	0	0%	0	0%	0	0%	2	1%	1	0%	1	0%	0	0%	4	0%
Ellis	1	0%	4	1%	3	1%	4	1%	3	1%	7	2%	6	3%	0	0%	28	1%
Ellsworth	1	0%	1	0%	1	0%	0	0%	0	0%	1	0%	1	0%	0	0%	5	0%
Finney	3	1%	12	3%	14	4%	9	3%	9	3%	15	4%	10	4%	0	0%	72	3%
Ford	4	1%	3	1%	5	1%	9	3%	4	1%	7	2%	5	2%	0	0%	37	2%
Franklin	6	2%	7	2%	8	2%	4	1%	3	1%	3	1%	4	2%	0	0%	35	2%
Geary	10	3%	4	1%	6	2%	8	3%	9	3%	2	1%	6	3%	0	0%	45	2%
Gove	0	0%	0	0%	0	0%	0	0%	0	0%	0	0%	1	0%	0	0%	1	0%
Grant	0	0%	0	0%	0	0%	0	0%	0	0%	1	0%	1	0%	0	0%	2	0%

County	Under 1		1 to 3		4 to 6		7 to 9		10 to 12		13 to 15		16 to 17		18 and Over		Statewide Totals	
	#	%	#	%	#	%	#	%	#	%	#	%	#	%	#	%	#	%
Gray	1	0%	1	0%	1	0%	0	0%	0	0%	0	0%	1	0%	0	0%	4	0%
Greeley	0	0%	0	0%	0	0%	0	0%	0	0%	1	0%	0	0%	0	0%	1	0%
Greenwood	1	0%	2	0%	3	1%	1	0%	0	0%	2	1%	2	1%	0	0%	11	0%
Hamilton	0	0%	0	0%	0	0%	0	0%	0	0%	0	0%	1	0%	0	0%	1	0%
Harper	2	1%	0	0%	0	0%	0	0%	0	0%	0	0%	1	0%	0	0%	3	0%
Harvey	3	1%	5	1%	1	0%	0	0%	0	0%	0	0%	1	0%	0	0%	10	0%

County	Under 1		1 to 3		4 to 6		7 to 9		10 to 12		13 to 15		16 to 17		18 and Over		Statewide Totals	
	#	%	#	%	#	%	#	%	#	%	#	%	#	%	#	%	#	%
Haskell	0	0%	0	0%	0	0%	0	0%	0	0%	1	0%	0	0%	0	0%	1	0%
Jackson	2	1%	5	1%	4	1%	4	1%	2	1%	3	1%	2	1%	0	0%	22	1%
Jefferson	1	0%	3	1%	1	0%	1	0%	0	0%	2	1%	0	0%	0	0%	8	0%
Jewell	0	0%	2	0%	2	1%	1	0%	0	0%	1	0%	0	0%	0	0%	6	0%
Johnson	21	6%	25	6%	24	7%	23	7%	20	7%	39	10%	16	7%	0	0%	168	7%
Kearny	1	0%	2	0%	0	0%	0	0%	3	1%	2	1%	1	0%	0	0%	9	0%
Kingman	2	1%	5	1%	4	1%	2	1%	4	1%	1	0%	0	0%	0	0%	18	1%
Labette	0	0%	3	1%	6	2%	1	0%	2	1%	1	0%	1	0%	0	0%	14	1%
Leavenworth	9	3%	8	2%	4	1%	2	1%	11	4%	10	3%	3	1%	0	0%	47	2%
Linn	1	0%	4	1%	2	1%	2	1%	2	1%	2	1%	2	1%	0	0%	15	1%
Lyon	8	2%	5	1%	6	2%	2	1%	3	1%	9	2%	9	4%	0	0%	42	2%
Marion	1	0%	4	1%	4	1%	5	2%	2	1%	2	1%	0	0%	0	0%	18	1%
Marshall	1	0%	1	0%	2	1%	3	1%	4	1%	5	1%	3	1%	0	0%	19	1%
Mcperson	1	0%	1	0%	1	0%	3	1%	1	0%	2	1%	3	1%	0	0%	12	1%
Miami	2	1%	4	1%	2	1%	2	1%	2	1%	6	2%	2	1%	0	0%	20	1%
Mitchell	2	1%	0	0%	0	0%	0	0%	0	0%	0	0%	0	0%	0	0%	2	0%
Montgomery	9	3%	8	2%	9	3%	5	2%	4	1%	5	1%	2	1%	0	0%	42	2%
Morris	0	0%	0	0%	1	0%	1	0%	2	1%	5	1%	0	0%	0	0%	9	0%
Morton	1	0%	0	0%	1	0%	0	0%	1	0%	1	0%	0	0%	0	0%	4	0%
Nemaha	0	0%	0	0%	0	0%	1	0%	2	1%	0	0%	1	0%	0	0%	4	0%
Neosho	4	1%	3	1%	3	1%	7	2%	8	3%	10	3%	10	4%	0	0%	45	2%
Ness	0	0%	0	0%	0	0%	0	0%	0	0%	1	0%	0	0%	0	0%	1	0%
Norton	1	0%	1	0%	0	0%	0	0%	0	0%	1	0%	0	0%	0	0%	3	0%
Osage	2	1%	0	0%	0	0%	2	1%	3	1%	5	1%	3	1%	0	0%	15	1%
Osborne	2	1%	0	0%	1	0%	0	0%	0	0%	0	0%	0	0%	0	0%	3	0%
Ottawa	0	0%	0	0%	2	1%	2	1%	1	0%	1	0%	0	0%	0	0%	6	0%
Pawnee	0	0%	0	0%	4	1%	1	0%	0	0%	1	0%	0	0%	0	0%	6	0%
Phillips	2	1%	1	0%	0	0%	1	0%	0	0%	0	0%	0	0%	0	0%	4	0%
Pottawatomie	0	0%	1	0%	0	0%	0	0%	0	0%	4	1%	0	0%	0	0%	5	0%
Pratt	0	0%	0	0%	0	0%	0	0%	0	0%	2	1%	1	0%	0	0%	3	0%
Reno	11	3%	27	7%	16	5%	16	5%	10	4%	8	2%	6	3%	0	0%	94	4%
Rice	1	0%	0	0%	1	0%	1	0%	1	0%	2	1%	0	0%	0	0%	6	0%
Riley	2	1%	7	2%	5	1%	3	1%	1	0%	2	1%	2	1%	0	0%	22	1%

County	Under 1		1 to 3		4 to 6		7 to 9		10 to 12		13 to 15		16 to 17		18 and Over		Statewide Totals	
	#	%	#	%	#	%	#	%	#	%	#	%	#	%	#	%	#	%
Rooks	1	0%	1	0%	3	1%	3	1%	1	0%	4	1%	1	0%	0	0%	14	1%
Rush	0	0%	3	1%	1	0%	1	0%	0	0%	1	0%	1	0%	0	0%	7	0%
Russell	1	0%	2	0%	0	0%	1	0%	3	1%	1	0%	1	0%	0	0%	9	0%
Saline	5	2%	9	2%	8	2%	9	3%	8	3%	17	4%	3	1%	0	0%	59	3%
Scott	1	0%	1	0%	1	0%	1	0%	2	1%	2	1%	3	1%	0	0%	11	0%
Sedgwick	57	17%	59	14%	54	15%	47	15%	25	9%	30	8%	17	7%	0	0%	289	13%
Seward	3	1%	6	1%	4	1%	2	1%	3	1%	3	1%	5	2%	0	0%	26	1%
Shawnee	23	7%	23	6%	22	6%	17	5%	15	5%	24	6%	18	8%	0	0%	142	6%
Sherman	0	0%	0	0%	0	0%	1	0%	0	0%	0	0%	0	0%	0	0%	1	0%
Smith	1	0%	0	0%	0	0%	0	0%	1	0%	0	0%	0	0%	0	0%	2	0%
Stafford	2	1%	2	0%	1	0%	1	0%	0	0%	0	0%	1	0%	0	0%	7	0%
Stanton	0	0%	2	0%	2	1%	3	1%	2	1%	1	0%	0	0%	0	0%	10	0%
Stevens	1	0%	2	0%	0	0%	0	0%	0	0%	1	0%	2	1%	0	0%	6	0%
Sumner	5	2%	6	1%	7	2%	8	3%	9	3%	3	1%	1	0%	0	0%	39	2%
Thomas	2	1%	2	0%	3	1%	1	0%	1	0%	1	0%	1	0%	0	0%	11	0%
Trego	0	0%	0	0%	3	1%	0	0%	0	0%	2	1%	1	0%	0	0%	6	0%
Wabaunsee	1	0%	0	0%	1	0%	0	0%	1	0%	0	0%	0	0%	0	0%	3	0%
Wallace	0	0%	0	0%	0	0%	0	0%	0	0%	1	0%	0	0%	0	0%	1	0%
Wichita	0	0%	0	0%	0	0%	0	0%	0	0%	0	0%	2	1%	0	0%	2	0%
Wilson	4	1%	1	0%	0	0%	2	1%	6	2%	3	1%	1	0%	0	0%	17	1%
Woodson	0	0%	1	0%	1	0%	0	0%	2	1%	5	1%	3	1%	0	0%	12	1%
Wyandotte	40	12%	29	7%	27	8%	19	6%	23	8%	26	7%	14	6%	0	0%	178	8%
Statewide	326	100%	407	100%	354	100%	311	100%	283	100%	386	100%	231	100%	0	0%	2,298	100%

County	Removal Reason	Under 1		1 to 3		4 to 6		7 to 9		10 to 12		13 to 15		16 to 17		18 and Over	
		#	%	#	%	#	%	#	%	#	%	#	%	#	%	#	%
Bourbon	Abandonment	0	0%	0	0%	0	0%	0	0%	1	0%	1	0%	0	0%	0	0%
Bourbon	Caretakers Inability to Cope	1	0%	0	0%	0	0%	0	0%	1	0%	1	0%	0	0%	0	0%
Bourbon	Child's Behavior Problem	0	0%	0	0%	0	0%	0	0%	2	1%	3	1%	1	0%	0	0%
Bourbon	Emotional Abuse	0	0%	0	0%	1	0%	0	0%	1	0%	1	0%	1	0%	0	0%
Bourbon	Incarceration of Parent's	2	1%	3	1%	2	1%	0	0%	0	0%	0	0%	0	0%	0	0%
Bourbon	Physical Abuse	0	0%	1	0%	1	0%	0	0%	0	0%	2	1%	1	0%	0	0%
Brown	Child's Behavior Problem	0	0%	0	0%	0	0%	0	0%	0	0%	2	1%	2	1%	0	0%
Brown	Drug Abuse Parent	0	0%	0	0%	1	0%	0	0%	1	0%	0	0%	0	0%	0	0%
Brown	Emotional Abuse	0	0%	1	0%	0	0%	1	0%	1	0%	1	0%	1	0%	0	0%
Brown	Lack Of Supervision	0	0%	3	1%	1	0%	1	0%	0	0%	0	0%	0	0%	0	0%
Brown	Physical Abuse	1	0%	0	0%	0	0%	0	0%	0	0%	0	0%	0	0%	0	0%
Brown	Physical Neglect	1	0%	5	1%	1	0%	0	0%	0	0%	0	0%	0	0%	0	0%
Brown	Sexual Abuse	0	0%	0	0%	0	0%	1	0%	1	0%	0	0%	0	0%	0	0%
Butler	Abandonment	0	0%	1	0%	1	0%	0	0%	0	0%	2	1%	0	0%	0	0%
Butler	Caretakers Inability to Cope	0	0%	1	0%	0	0%	0	0%	0	0%	0	0%	0	0%	0	0%
Butler	Child's Behavior Problem	0	0%	0	0%	0	0%	1	0%	2	1%	4	1%	7	3%	0	0%
Butler	Death of Parent's	0	0%	0	0%	0	0%	0	0%	0	0%	1	0%	0	0%	0	0%
Butler	Drug Abuse Parent	0	0%	0	0%	1	0%	0	0%	0	0%	0	0%	0	0%	0	0%
Butler	Emotional Abuse	1	0%	2	0%	0	0%	2	1%	1	0%	0	0%	1	0%	0	0%
Butler	Incarceration of Parent's	0	0%	0	0%	0	0%	0	0%	1	0%	0	0%	1	0%	0	0%
Butler	Lack Of Supervision	0	0%	0	0%	0	0%	0	0%	0	0%	1	0%	0	0%	0	0%
Butler	Medical Neglect	0	0%	1	0%	0	0%	0	0%	0	0%	0	0%	0	0%	0	0%
Butler	Methamphetamine use	1	0%	1	0%	0	0%	0	0%	0	0%	0	0%	0	0%	0	0%
Butler	Physical Abuse	2	1%	6	1%	4	1%	4	1%	3	1%	5	1%	0	0%	0	0%
Butler	Physical Neglect	1	0%	5	1%	0	0%	3	1%	2	1%	4	1%	0	0%	0	0%
Butler	Runaway	0	0%	0	0%	0	0%	0	0%	0	0%	1	0%	0	0%	0	0%
Butler	Sexual Abuse	0	0%	2	0%	0	0%	0	0%	1	0%	0	0%	0	0%	0	0%
Chase	Physical Abuse	0	0%	0	0%	0	0%	0	0%	1	0%	1	0%	0	0%	0	0%
Cherokee	Child's Behavior Problem	0	0%	0	0%	0	0%	0	0%	0	0%	1	0%	0	0%	0	0%
Cherokee	Emotional Abuse	0	0%	1	0%	1	0%	1	0%	0	0%	1	0%	0	0%	0	0%
Cherokee	Infant Positive for Substances	1	0%	0	0%	0	0%	0	0%	0	0%	0	0%	0	0%	0	0%
Cherokee	Lack Of Supervision	0	0%	1	0%	1	0%	2	1%	2	1%	2	1%	1	0%	0	0%
Cherokee	Physical Abuse	1	0%	1	0%	0	0%	0	0%	0	0%	1	0%	0	0%	0	0%
Cherokee	Physical Neglect	0	0%	0	0%	0	0%	2	1%	3	1%	2	1%	2	1%	0	0%
Cherokee	Sexual Abuse	0	0%	0	0%	0	0%	0	0%	0	0%	0	0%	1	0%	0	0%
Clark	Drug Abuse Parent	0	0%	0	0%	0	0%	2	1%	1	0%	0	0%	1	0%	0	0%
Clark	Methamphetamine use	1	0%	1	0%	1	0%	1	0%	0	0%	0	0%	0	0%	0	0%
Clay	Abandonment	0	0%	0	0%	0	0%	0	0%	0	0%	0	0%	1	0%	0	0%
Clay	Human Trafficking-Sex	1	0%	0	0%	0	0%	0	0%	0	0%	0	0%	0	0%	0	0%
Clay	Physical Abuse	0	0%	0	0%	1	0%	1	0%	0	0%	0	0%	0	0%	0	0%
Clay	Truancy	0	0%	0	0%	0	0%	0	0%	1	0%	0	0%	0	0%	0	0%

County	Removal Reason	Under 1		1 to 3		4 to 6		7 to 9		10 to 12		13 to 15		16 to 17		18 and Over	
		#	%	#	%	#	%	#	%	#	%	#	%	#	%	#	%
Douglas	Abandonment	1	0%	3	1%	2	1%	2	1%	0	0%	1	0%	0	0%	0	0%
Douglas	Caretakers Inability to Cope	1	0%	0	0%	0	0%	0	0%	0	0%	0	0%	0	0%	0	0%
Douglas	Child's Behavior Problem	0	0%	0	0%	0	0%	0	0%	0	0%	1	0%	0	0%	0	0%
Douglas	Drug Abuse Parent	2	1%	1	0%	0	0%	1	0%	0	0%	0	0%	0	0%	0	0%
Douglas	Emotional Abuse	0	0%	0	0%	2	1%	0	0%	1	0%	1	0%	2	1%	0	0%
Douglas	Inadequate Housing	0	0%	0	0%	1	0%	0	0%	1	0%	0	0%	1	0%	0	0%
Douglas	Lack Of Supervision	1	0%	1	0%	4	1%	0	0%	1	0%	4	1%	0	0%	0	0%
Douglas	Medical Neglect	0	0%	0	0%	0	0%	1	0%	0	0%	0	0%	0	0%	0	0%
Douglas	Physical Abuse	2	1%	1	0%	0	0%	0	0%	0	0%	2	1%	0	0%	0	0%
Douglas	Physical Neglect	3	1%	2	0%	1	0%	1	0%	0	0%	0	0%	0	0%	0	0%
Douglas	Runaway	0	0%	0	0%	0	0%	0	0%	0	0%	0	0%	1	0%	0	0%
Douglas	Substance Affected Infant	1	0%	0	0%	0	0%	0	0%	0	0%	0	0%	0	0%	0	0%
Edwards	Caretakers Inability to Cope	0	0%	0	0%	0	0%	0	0%	0	0%	0	0%	1	0%	0	0%
Edwards	Child's Behavior Problem	0	0%	0	0%	0	0%	0	0%	0	0%	1	0%	0	0%	0	0%
Edwards	Drug Abuse Parent	1	0%	0	0%	0	0%	0	0%	0	0%	0	0%	0	0%	0	0%
Edwards	Substance Affected Infant	1	0%	0	0%	0	0%	0	0%	0	0%	0	0%	0	0%	0	0%
Elk	Child's Behavior Problem	0	0%	0	0%	0	0%	0	0%	0	0%	0	0%	1	0%	0	0%
Elk	Methamphetamine use	0	0%	0	0%	0	0%	0	0%	2	1%	1	0%	0	0%	0	0%
Ellis	Abandonment	0	0%	1	0%	1	0%	2	1%	0	0%	0	0%	0	0%	0	0%
Ellis	Child's Behavior Problem	0	0%	0	0%	0	0%	0	0%	0	0%	1	0%	0	0%	0	0%
Ellis	Drug Abuse Parent	0	0%	1	0%	0	0%	0	0%	0	0%	0	0%	0	0%	0	0%
Ellis	Educational Neglect	0	0%	0	0%	0	0%	0	0%	0	0%	0	0%	2	1%	0	0%
Ellis	Emotional Abuse	0	0%	0	0%	0	0%	0	0%	0	0%	1	0%	1	0%	0	0%
Ellis	Inadequate Housing	0	0%	0	0%	0	0%	0	0%	0	0%	1	0%	1	0%	0	0%
Ellis	Lack Of Supervision	1	0%	2	0%	2	1%	2	1%	3	1%	2	1%	0	0%	0	0%
Ellis	Methamphetamine use	0	0%	0	0%	0	0%	0	0%	0	0%	0	0%	1	0%	0	0%
Ellis	Physical Abuse	0	0%	0	0%	0	0%	0	0%	0	0%	2	1%	1	0%	0	0%
Ellsworth	Caretakers Inability to Cope	1	0%	1	0%	1	0%	0	0%	0	0%	0	0%	0	0%	0	0%
Ellsworth	Child's Behavior Problem	0	0%	0	0%	0	0%	0	0%	0	0%	0	0%	1	0%	0	0%
Ellsworth	Emotional Abuse	0	0%	0	0%	0	0%	0	0%	0	0%	1	0%	0	0%	0	0%
Finney	Abandonment	0	0%	0	0%	0	0%	0	0%	2	1%	0	0%	1	0%	0	0%
Finney	Caretakers Inability to Cope	1	0%	0	0%	0	0%	0	0%	0	0%	0	0%	0	0%	0	0%
Finney	Child's Behavior Problem	0	0%	0	0%	0	0%	0	0%	1	0%	0	0%	0	0%	0	0%
Finney	Drug Abuse Child	0	0%	0	0%	0	0%	0	0%	0	0%	1	0%	0	0%	0	0%
Finney	Drug Abuse Parent	0	0%	0	0%	1	0%	0	0%	0	0%	0	0%	0	0%	0	0%
Finney	Emotional Abuse	0	0%	0	0%	1	0%	0	0%	2	1%	1	0%	2	1%	0	0%
Finney	Incarceration of Parent's	0	0%	1	0%	0	0%	0	0%	0	0%	0	0%	0	0%	0	0%
Finney	Lack Of Supervision	0	0%	2	0%	3	1%	3	1%	1	0%	6	2%	3	1%	0	0%
Finney	Physical Abuse	1	0%	5	1%	5	1%	2	1%	1	0%	3	1%	1	0%	0	0%
Finney	Physical Neglect	1	0%	2	0%	0	0%	0	0%	0	0%	0	0%	0	0%	0	0%
Finney	Sexual Abuse	0	0%	2	0%	4	1%	4	1%	2	1%	4	1%	3	1%	0	0%

County	Removal Reason	Under 1		1 to 3		4 to 6		7 to 9		10 to 12		13 to 15		16 to 17		18 and Over	
		#	%	#	%	#	%	#	%	#	%	#	%	#	%	#	%
Harvey	Emotional Abuse	0	0%	0	0%	1	0%	0	0%	0	0%	0	0%	0	0%	0	0%
Harvey	Incarceration of Parent's	1	0%	0	0%	0	0%	0	0%	0	0%	0	0%	0	0%	0	0%
Harvey	Lack Of Supervision	0	0%	1	0%	0	0%	0	0%	0	0%	0	0%	0	0%	0	0%
Harvey	Medical Neglect	0	0%	1	0%	0	0%	0	0%	0	0%	0	0%	0	0%	0	0%
Harvey	Physical Neglect	2	1%	3	1%	0	0%	0	0%	0	0%	0	0%	0	0%	0	0%
Harvey	Sexual Abuse	0	0%	0	0%	0	0%	0	0%	0	0%	0	0%	1	0%	0	0%
Haskell	Sexual Abuse	0	0%	0	0%	0	0%	0	0%	0	0%	1	0%	0	0%	0	0%
Jackson	Abandonment	0	0%	0	0%	0	0%	1	0%	0	0%	0	0%	0	0%	0	0%
Jackson	Caretakers Inability to Cope	0	0%	1	0%	1	0%	0	0%	0	0%	0	0%	0	0%	0	0%
Jackson	Child's Behavior Problem	0	0%	0	0%	0	0%	0	0%	0	0%	0	0%	1	0%	0	0%
Jackson	Physical Abuse	2	1%	3	1%	3	1%	1	0%	2	1%	2	1%	1	0%	0	0%
Jackson	Physical Neglect	0	0%	1	0%	0	0%	2	1%	0	0%	0	0%	0	0%	0	0%
Jackson	Runaway	0	0%	0	0%	0	0%	0	0%	0	0%	1	0%	0	0%	0	0%
Jefferson	Caretakers Inability to Cope	0	0%	0	0%	0	0%	1	0%	0	0%	0	0%	0	0%	0	0%
Jefferson	Child's Behavior Problem	0	0%	0	0%	0	0%	0	0%	0	0%	1	0%	0	0%	0	0%
Jefferson	Physical Neglect	1	0%	3	1%	1	0%	0	0%	0	0%	1	0%	0	0%	0	0%
Jewell	Emotional Abuse	0	0%	0	0%	2	1%	1	0%	0	0%	1	0%	0	0%	0	0%
Jewell	Lack Of Supervision	0	0%	2	0%	0	0%	0	0%	0	0%	0	0%	0	0%	0	0%
Johnson	Abandonment	1	0%	2	0%	1	0%	2	1%	2	1%	3	1%	1	0%	0	0%
Johnson	Alcohol Abuse Parent	0	0%	0	0%	1	0%	0	0%	0	0%	1	0%	0	0%	0	0%
Johnson	Caretakers Inability to Cope	3	1%	1	0%	2	1%	1	0%	0	0%	4	1%	1	0%	0	0%
Johnson	Child's Behavior Problem	0	0%	0	0%	0	0%	0	0%	1	0%	2	1%	7	3%	0	0%
Johnson	Drug Abuse Parent	6	2%	3	1%	3	1%	1	0%	2	1%	2	1%	1	0%	0	0%
Johnson	Emotional Abuse	3	1%	3	1%	5	1%	5	2%	6	2%	7	2%	1	0%	0	0%
Johnson	Inadequate Housing	1	0%	1	0%	2	1%	1	0%	0	0%	0	0%	0	0%	0	0%
Johnson	Incarceration of Parent's	1	0%	0	0%	0	0%	0	0%	0	0%	0	0%	0	0%	0	0%
Johnson	Lack Of Supervision	2	1%	6	1%	1	0%	1	0%	2	1%	3	1%	1	0%	0	0%
Johnson	Medical Neglect	0	0%	0	0%	1	0%	1	0%	0	0%	1	0%	0	0%	0	0%
Johnson	Physical Abuse	3	1%	6	1%	4	1%	9	3%	4	1%	8	2%	2	1%	0	0%
Johnson	Physical Neglect	1	0%	1	0%	1	0%	0	0%	1	0%	2	1%	1	0%	0	0%
Johnson	Sexual Abuse	0	0%	2	0%	3	1%	2	1%	2	1%	6	2%	1	0%	0	0%
Kearny	Lack Of Supervision	0	0%	0	0%	0	0%	0	0%	0	0%	1	0%	1	0%	0	0%
Kearny	Physical Neglect	0	0%	0	0%	0	0%	0	0%	0	0%	1	0%	0	0%	0	0%
Kearny	Sexual Abuse	0	0%	2	0%	0	0%	0	0%	3	1%	0	0%	0	0%	0	0%
Kearny	Substance Affected Infant	1	0%	0	0%	0	0%	0	0%	0	0%	0	0%	0	0%	0	0%
Kingman	Abandonment	0	0%	0	0%	0	0%	0	0%	1	0%	0	0%	0	0%	0	0%
Kingman	Caretakers Inability to Cope	1	0%	0	0%	0	0%	0	0%	0	0%	0	0%	0	0%	0	0%
Kingman	Child's Behavior Problem	0	0%	0	0%	0	0%	0	0%	1	0%	0	0%	0	0%	0	0%
Kingman	Lack Of Supervision	0	0%	1	0%	0	0%	0	0%	0	0%	0	0%	0	0%	0	0%
Kingman	Methamphetamine use	0	0%	0	0%	0	0%	0	0%	1	0%	1	0%	0	0%	0	0%
Kingman	Physical Abuse	1	0%	4	1%	3	1%	1	0%	0	0%	0	0%	0	0%	0	0%
Kingman	Sexual Abuse	0	0%	0	0%	1	0%	1	0%	1	0%	0	0%	0	0%	0	0%

County	Removal Reason	Under 1		1 to 3		4 to 6		7 to 9		10 to 12		13 to 15		16 to 17		18 and Over	
		#	%	#	%	#	%	#	%	#	%	#	%	#	%	#	%
Labette	Abandonment	0	0%	0	0%	2	1%	0	0%	0	0%	0	0%	1	0%	0	0%
Labette	Caretakers Inability to Cope	0	0%	1	0%	0	0%	0	0%	0	0%	0	0%	0	0%	0	0%
Labette	Inadequate Housing	0	0%	0	0%	1	0%	0	0%	0	0%	0	0%	0	0%	0	0%
Labette	Incarceration of Parent's	0	0%	0	0%	1	0%	0	0%	0	0%	0	0%	0	0%	0	0%
Labette	Lack Of Supervision	0	0%	1	0%	1	0%	0	0%	1	0%	0	0%	0	0%	0	0%
Labette	Physical Abuse	0	0%	1	0%	1	0%	1	0%	1	0%	0	0%	0	0%	0	0%
Labette	Physical Neglect	0	0%	0	0%	0	0%	0	0%	0	0%	1	0%	0	0%	0	0%
Leavenworth	Abandonment	0	0%	0	0%	0	0%	0	0%	2	1%	0	0%	0	0%	0	0%
Leavenworth	Child's Behavior Problem	0	0%	0	0%	0	0%	0	0%	0	0%	1	0%	1	0%	0	0%
Leavenworth	Drug Abuse Parent	2	1%	0	0%	0	0%	0	0%	1	0%	1	0%	0	0%	0	0%
Leavenworth	Emotional Abuse	0	0%	0	0%	0	0%	0	0%	1	0%	2	1%	1	0%	0	0%
Leavenworth	Incarceration of Parent's	0	0%	0	0%	0	0%	0	0%	2	1%	0	0%	0	0%	0	0%
Leavenworth	Lack Of Supervision	0	0%	1	0%	0	0%	0	0%	1	0%	0	0%	0	0%	0	0%
Leavenworth	Methamphetamine use	2	1%	0	0%	1	0%	1	0%	0	0%	0	0%	0	0%	0	0%
Leavenworth	Physical Abuse	2	1%	5	1%	2	1%	0	0%	1	0%	3	1%	0	0%	0	0%
Leavenworth	Physical Neglect	2	1%	2	0%	1	0%	1	0%	3	1%	1	0%	1	0%	0	0%
Leavenworth	Sexual Abuse	0	0%	0	0%	0	0%	0	0%	0	0%	2	1%	0	0%	0	0%
Leavenworth	Substance Affected Infant	1	0%	0	0%	0	0%	0	0%	0	0%	0	0%	0	0%	0	0%
Linn	Abandonment	0	0%	0	0%	0	0%	1	0%	0	0%	0	0%	0	0%	0	0%
Linn	Caretakers Inability to Cope	0	0%	1	0%	0	0%	0	0%	0	0%	0	0%	0	0%	0	0%
Linn	Emotional Abuse	0	0%	0	0%	0	0%	0	0%	1	0%	0	0%	1	0%	0	0%
Linn	Lack Of Supervision	1	0%	2	0%	0	0%	1	0%	0	0%	0	0%	0	0%	0	0%
Linn	Physical Abuse	0	0%	0	0%	1	0%	0	0%	1	0%	2	1%	1	0%	0	0%
Linn	Physical Neglect	0	0%	1	0%	1	0%	0	0%	0	0%	0	0%	0	0%	0	0%
Lyon	Abandonment	0	0%	0	0%	1	0%	0	0%	0	0%	0	0%	1	0%	0	0%
Lyon	Child's Behavior Problem	0	0%	0	0%	0	0%	0	0%	0	0%	1	0%	2	1%	0	0%
Lyon	Drug Abuse Child	0	0%	0	0%	0	0%	0	0%	0	0%	0	0%	1	0%	0	0%
Lyon	Drug Abuse Parent	1	0%	0	0%	0	0%	1	0%	0	0%	0	0%	0	0%	0	0%
Lyon	Emotional Abuse	0	0%	0	0%	0	0%	0	0%	0	0%	1	0%	0	0%	0	0%
Lyon	Incarceration of Parent's	0	0%	1	0%	3	1%	0	0%	0	0%	0	0%	0	0%	0	0%
Lyon	Lack Of Supervision	1	0%	2	0%	0	0%	0	0%	0	0%	2	1%	3	1%	0	0%
Lyon	Physical Abuse	2	1%	1	0%	0	0%	0	0%	1	0%	3	1%	1	0%	0	0%
Lyon	Physical Neglect	4	1%	1	0%	2	1%	1	0%	1	0%	0	0%	0	0%	0	0%
Lyon	Sexual Abuse	0	0%	0	0%	0	0%	0	0%	0	0%	2	1%	1	0%	0	0%
Lyon	Truancy	0	0%	0	0%	0	0%	0	0%	1	0%	0	0%	0	0%	0	0%
Marion	Abandonment	0	0%	0	0%	0	0%	0	0%	0	0%	1	0%	0	0%	0	0%
Marion	Child's Behavior Problem	0	0%	0	0%	0	0%	0	0%	0	0%	1	0%	0	0%	0	0%
Marion	Emotional Abuse	0	0%	1	0%	2	1%	3	1%	1	0%	0	0%	0	0%	0	0%
Marion	Lack Of Supervision	0	0%	1	0%	1	0%	0	0%	0	0%	0	0%	0	0%	0	0%
Marion	Physical Abuse	0	0%	1	0%	0	0%	2	1%	1	0%	0	0%	0	0%	0	0%
Marion	Physical Neglect	1	0%	0	0%	0	0%	0	0%	0	0%	0	0%	0	0%	0	0%
Marion	Sexual Abuse	0	0%	1	0%	1	0%	0	0%	0	0%	0	0%	0	0%	0	0%

County	Removal Reason	Under 1		1 to 3		4 to 6		7 to 9		10 to 12		13 to 15		16 to 17		18 and Over	
		#	%	#	%	#	%	#	%	#	%	#	%	#	%	#	%
Marshall	Abandonment	1	0%	0	0%	0	0%	0	0%	1	0%	0	0%	0	0%	0	0%
Marshall	Child's Behavior Problem	0	0%	0	0%	1	0%	0	0%	1	0%	1	0%	1	0%	0	0%
Marshall	Drug Abuse Parent	0	0%	0	0%	0	0%	2	1%	1	0%	1	0%	0	0%	0	0%
Marshall	Lack Of Supervision	0	0%	0	0%	0	0%	0	0%	0	0%	1	0%	1	0%	0	0%
Marshall	Methamphetamine use	0	0%	0	0%	1	0%	0	0%	0	0%	1	0%	1	0%	0	0%
Marshall	Physical Abuse	0	0%	0	0%	0	0%	1	0%	1	0%	1	0%	0	0%	0	0%
Marshall	Physical Neglect	0	0%	1	0%	0	0%	0	0%	0	0%	0	0%	0	0%	0	0%
Mcpherson	Abandonment	0	0%	0	0%	0	0%	1	0%	0	0%	0	0%	0	0%	0	0%
Mcpherson	Child's Behavior Problem	0	0%	0	0%	0	0%	0	0%	0	0%	0	0%	1	0%	0	0%
Mcpherson	Emotional Abuse	0	0%	0	0%	0	0%	0	0%	0	0%	0	0%	1	0%	0	0%
Mcpherson	Lack Of Supervision	1	0%	0	0%	0	0%	1	0%	0	0%	0	0%	0	0%	0	0%
Mcpherson	Physical Abuse	0	0%	0	0%	0	0%	1	0%	0	0%	1	0%	0	0%	0	0%
Mcpherson	Physical Neglect	0	0%	1	0%	1	0%	0	0%	0	0%	1	0%	0	0%	0	0%
Mcpherson	Sexual Abuse	0	0%	0	0%	0	0%	0	0%	1	0%	0	0%	1	0%	0	0%
Miami	Caretakers Inability to Cope	1	0%	0	0%	0	0%	0	0%	0	0%	0	0%	0	0%	0	0%
Miami	Educational Neglect	0	0%	0	0%	0	0%	0	0%	0	0%	1	0%	0	0%	0	0%
Miami	Emotional Abuse	0	0%	0	0%	0	0%	0	0%	0	0%	2	1%	0	0%	0	0%
Miami	Lack Of Supervision	0	0%	1	0%	0	0%	2	1%	2	1%	1	0%	1	0%	0	0%
Miami	Methamphetamine use	0	0%	0	0%	2	1%	0	0%	0	0%	0	0%	0	0%	0	0%
Miami	Physical Abuse	1	0%	2	0%	0	0%	0	0%	0	0%	2	1%	0	0%	0	0%
Miami	Physical Neglect	0	0%	1	0%	0	0%	0	0%	0	0%	0	0%	0	0%	0	0%
Miami	Sexual Abuse	0	0%	0	0%	0	0%	0	0%	0	0%	0	0%	1	0%	0	0%
Mitchell	Emotional Abuse	1	0%	0	0%	0	0%	0	0%	0	0%	0	0%	0	0%	0	0%
Mitchell	Substance Affected Infant	1	0%	0	0%	0	0%	0	0%	0	0%	0	0%	0	0%	0	0%
Montgomery	Drug Abuse Parent	0	0%	0	0%	1	0%	0	0%	0	0%	0	0%	0	0%	0	0%
Montgomery	Educational Neglect	0	0%	0	0%	0	0%	0	0%	0	0%	1	0%	0	0%	0	0%
Montgomery	Human Trafficking-Sex	0	0%	0	0%	0	0%	0	0%	0	0%	0	0%	1	0%	0	0%
Montgomery	Inadequate Housing	1	0%	0	0%	0	0%	0	0%	0	0%	0	0%	0	0%	0	0%
Montgomery	Lack Of Supervision	1	0%	2	0%	1	0%	0	0%	0	0%	0	0%	0	0%	0	0%
Montgomery	Medical Neglect	0	0%	1	0%	2	1%	0	0%	0	0%	1	0%	0	0%	0	0%
Montgomery	Methamphetamine use	5	2%	1	0%	0	0%	1	0%	1	0%	0	0%	0	0%	0	0%
Montgomery	Physical Abuse	0	0%	1	0%	3	1%	3	1%	1	0%	2	1%	1	0%	0	0%
Montgomery	Physical Neglect	2	1%	3	1%	2	1%	1	0%	1	0%	1	0%	0	0%	0	0%
Montgomery	Sexual Abuse	0	0%	0	0%	0	0%	0	0%	1	0%	0	0%	0	0%	0	0%
Morris	Lack Of Supervision	0	0%	0	0%	0	0%	0	0%	0	0%	1	0%	0	0%	0	0%
Morris	Medical Neglect	0	0%	0	0%	0	0%	0	0%	0	0%	1	0%	0	0%	0	0%
Morris	Physical Neglect	0	0%	0	0%	1	0%	1	0%	1	0%	2	1%	0	0%	0	0%
Morris	Sexual Abuse	0	0%	0	0%	0	0%	0	0%	1	0%	1	0%	0	0%	0	0%
Morton	Abandonment	1	0%	0	0%	0	0%	0	0%	0	0%	0	0%	0	0%	0	0%
Morton	Methamphetamine use	0	0%	0	0%	0	0%	0	0%	1	0%	0	0%	0	0%	0	0%
Morton	Runaway	0	0%	0	0%	0	0%	0	0%	0	0%	1	0%	0	0%	0	0%
Morton	Sexual Abuse	0	0%	0	0%	1	0%	0	0%	0	0%	0	0%	0	0%	0	0%

County	Removal Reason	Under 1		1 to 3		4 to 6		7 to 9		10 to 12		13 to 15		16 to 17		18 and Over	
		#	%	#	%	#	%	#	%	#	%	#	%	#	%	#	%
Nemaha	Caretakers Inability to Cope	0	0%	0	0%	0	0%	1	0%	0	0%	0	0%	0	0%	0	0%
Nemaha	Child's Behavior Problem	0	0%	0	0%	0	0%	0	0%	0	0%	0	0%	1	0%	0	0%
Nemaha	Death of Parent's	0	0%	0	0%	0	0%	0	0%	1	0%	0	0%	0	0%	0	0%
Nemaha	Incarceration of Parent's	0	0%	0	0%	0	0%	0	0%	1	0%	0	0%	0	0%	0	0%
Neosho	Abandonment	0	0%	0	0%	0	0%	0	0%	1	0%	0	0%	0	0%	0	0%
Neosho	Caretakers Inability to Cope	0	0%	1	0%	0	0%	0	0%	0	0%	1	0%	0	0%	0	0%
Neosho	Child's Behavior Problem	0	0%	0	0%	0	0%	1	0%	0	0%	2	1%	0	0%	0	0%
Neosho	Emotional Abuse	0	0%	0	0%	2	1%	1	0%	1	0%	1	0%	1	0%	0	0%
Neosho	Incarceration of Parent's	0	0%	1	0%	0	0%	2	1%	1	0%	0	0%	0	0%	0	0%
Neosho	Infant Positive for Substances	2	1%	0	0%	0	0%	0	0%	0	0%	0	0%	0	0%	0	0%
Neosho	Lack Of Supervision	1	0%	0	0%	1	0%	0	0%	2	1%	3	1%	3	1%	0	0%
Neosho	Physical Abuse	0	0%	0	0%	0	0%	1	0%	1	0%	1	0%	3	1%	0	0%
Neosho	Physical Neglect	1	0%	1	0%	0	0%	1	0%	2	1%	0	0%	1	0%	0	0%
Neosho	Runaway	0	0%	0	0%	0	0%	0	0%	0	0%	1	0%	1	0%	0	0%
Neosho	Sexual Abuse	0	0%	0	0%	0	0%	1	0%	0	0%	1	0%	1	0%	0	0%
Ness	Educational Neglect	0	0%	0	0%	0	0%	0	0%	0	0%	1	0%	0	0%	0	0%
Norton	Abandonment	0	0%	1	0%	0	0%	0	0%	0	0%	0	0%	0	0%	0	0%
Norton	Lack Of Supervision	1	0%	0	0%	0	0%	0	0%	0	0%	1	0%	0	0%	0	0%
Osage	Caretakers Inability to Cope	1	0%	0	0%	0	0%	0	0%	0	0%	0	0%	1	0%	0	0%
Osage	Emotional Abuse	1	0%	0	0%	0	0%	1	0%	3	1%	2	1%	0	0%	0	0%
Osage	Physical Abuse	0	0%	0	0%	0	0%	0	0%	0	0%	0	0%	1	0%	0	0%
Osage	Physical Neglect	0	0%	0	0%	0	0%	1	0%	0	0%	2	1%	1	0%	0	0%
Osage	Sexual Abuse	0	0%	0	0%	0	0%	0	0%	0	0%	1	0%	0	0%	0	0%
Osborne	Physical Neglect	2	1%	0	0%	1	0%	0	0%	0	0%	0	0%	0	0%	0	0%
Ottawa	Incarceration of Parent's	0	0%	0	0%	2	1%	2	1%	0	0%	0	0%	0	0%	0	0%
Ottawa	Physical Abuse	0	0%	0	0%	0	0%	0	0%	0	0%	1	0%	0	0%	0	0%
Ottawa	Sexual Abuse	0	0%	0	0%	0	0%	0	0%	1	0%	0	0%	0	0%	0	0%
Pawnee	Emotional Abuse	0	0%	0	0%	2	1%	0	0%	0	0%	0	0%	0	0%	0	0%
Pawnee	Physical Abuse	0	0%	0	0%	2	1%	1	0%	0	0%	1	0%	0	0%	0	0%
Phillips	Caretakers Inability to Cope	1	0%	0	0%	0	0%	0	0%	0	0%	0	0%	0	0%	0	0%
Phillips	Incarceration of Parent's	1	0%	0	0%	0	0%	0	0%	0	0%	0	0%	0	0%	0	0%
Phillips	Lack Of Supervision	0	0%	1	0%	0	0%	1	0%	0	0%	0	0%	0	0%	0	0%
Pottawatomie	Caretakers Inability to Cope	0	0%	1	0%	0	0%	0	0%	0	0%	0	0%	0	0%	0	0%
Pottawatomie	Child's Behavior Problem	0	0%	0	0%	0	0%	0	0%	0	0%	2	1%	0	0%	0	0%
Pottawatomie	Emotional Abuse	0	0%	0	0%	0	0%	0	0%	0	0%	1	0%	0	0%	0	0%
Pottawatomie	Physical Abuse	0	0%	0	0%	0	0%	0	0%	0	0%	1	0%	0	0%	0	0%
Pratt	Physical Abuse	0	0%	0	0%	0	0%	0	0%	0	0%	0	0%	1	0%	0	0%
Pratt	Sexual Abuse	0	0%	0	0%	0	0%	0	0%	0	0%	1	0%	0	0%	0	0%
Pratt	Truancy	0	0%	0	0%	0	0%	0	0%	0	0%	1	0%	0	0%	0	0%

County	Removal Reason	Under 1		1 to 3		4 to 6		7 to 9		10 to 12		13 to 15		16 to 17		18 and Over	
		#	%	#	%	#	%	#	%	#	%	#	%	#	%	#	%
Seward	Emotional Abuse	0	0%	0	0%	0	0%	0	0%	1	0%	0	0%	0	0%	0	0%
Seward	Incarceration of Parent's	0	0%	1	0%	0	0%	0	0%	0	0%	0	0%	1	0%	0	0%
Seward	Lack Of Supervision	0	0%	3	1%	2	1%	1	0%	1	0%	0	0%	1	0%	0	0%
Seward	Physical Abuse	2	1%	0	0%	0	0%	0	0%	1	0%	0	0%	0	0%	0	0%
Seward	Physical Neglect	1	0%	1	0%	1	0%	1	0%	0	0%	2	1%	2	1%	0	0%
Seward	Sexual Abuse	0	0%	1	0%	1	0%	0	0%	0	0%	1	0%	1	0%	0	0%
Shawnee	Abandonment	1	0%	4	1%	2	1%	0	0%	1	0%	2	1%	4	2%	0	0%
Shawnee	Caretakers Inability to Cope	3	1%	1	0%	0	0%	1	0%	0	0%	1	0%	0	0%	0	0%
Shawnee	Child's Behavior Problem	0	0%	0	0%	0	0%	0	0%	1	0%	3	1%	4	2%	0	0%
Shawnee	Drug Abuse Parent	4	1%	0	0%	0	0%	1	0%	2	1%	0	0%	0	0%	0	0%
Shawnee	Educational Neglect	0	0%	0	0%	0	0%	0	0%	1	0%	0	0%	0	0%	0	0%
Shawnee	Emotional Abuse	1	0%	6	1%	7	2%	7	2%	2	1%	5	1%	1	0%	0	0%
Shawnee	Human Trafficking-Sex	0	0%	0	0%	0	0%	0	0%	0	0%	1	0%	1	0%	0	0%
Shawnee	Incarceration of Parent's	1	0%	0	0%	1	0%	0	0%	0	0%	1	0%	0	0%	0	0%
Shawnee	Infant Positive for Substances	6	2%	0	0%	0	0%	0	0%	0	0%	0	0%	0	0%	0	0%
Shawnee	Lack Of Supervision	0	0%	4	1%	4	1%	4	1%	2	1%	1	0%	2	1%	0	0%
Shawnee	Medical Neglect	1	0%	2	0%	1	0%	0	0%	0	0%	1	0%	0	0%	0	0%
Shawnee	Methamphetamine use	1	0%	0	0%	2	1%	0	0%	0	0%	1	0%	0	0%	0	0%
Shawnee	Physical Abuse	3	1%	1	0%	1	0%	2	1%	2	1%	3	1%	5	2%	0	0%
Shawnee	Physical Neglect	2	1%	5	1%	3	1%	1	0%	1	0%	0	0%	0	0%	0	0%
Shawnee	Runaway	0	0%	0	0%	0	0%	0	0%	0	0%	1	0%	1	0%	0	0%
Shawnee	Sexual Abuse	0	0%	0	0%	1	0%	1	0%	3	1%	4	1%	0	0%	0	0%
Sherman	Emotional Abuse	0	0%	0	0%	0	0%	1	0%	0	0%	0	0%	0	0%	0	0%
Smith	Lack Of Supervision	0	0%	0	0%	0	0%	0	0%	1	0%	0	0%	0	0%	0	0%
Smith	Physical Neglect	1	0%	0	0%	0	0%	0	0%	0	0%	0	0%	0	0%	0	0%
Stafford	Abandonment	1	0%	1	0%	1	0%	1	0%	0	0%	0	0%	0	0%	0	0%
Stafford	Caretakers Inability to Cope	0	0%	0	0%	0	0%	0	0%	0	0%	0	0%	1	0%	0	0%
Stafford	Methamphetamine use	1	0%	0	0%	0	0%	0	0%	0	0%	0	0%	0	0%	0	0%
Stafford	Physical Neglect	0	0%	1	0%	0	0%	0	0%	0	0%	0	0%	0	0%	0	0%
Stanton	Drug Abuse Parent	0	0%	1	0%	1	0%	1	0%	1	0%	0	0%	0	0%	0	0%
Stanton	Physical Neglect	0	0%	0	0%	0	0%	0	0%	1	0%	1	0%	0	0%	0	0%
Stanton	Sexual Abuse	0	0%	1	0%	1	0%	2	1%	0	0%	0	0%	0	0%	0	0%
Stevens	Physical Abuse	0	0%	0	0%	0	0%	0	0%	0	0%	1	0%	1	0%	0	0%
Stevens	Physical Neglect	1	0%	2	0%	0	0%	0	0%	0	0%	0	0%	0	0%	0	0%
Stevens	Runaway	0	0%	0	0%	0	0%	0	0%	0	0%	0	0%	1	0%	0	0%

County	Removal Reason	Under 1		1 to 3		4 to 6		7 to 9		10 to 12		13 to 15		16 to 17		18 and Over	
		#	%	#	%	#	%	#	%	#	%	#	%	#	%	#	%
Sumner	Abandonment	0	0%	0	0%	1	0%	2	1%	2	1%	0	0%	0	0%	0	0%
Sumner	Caretakers Inability to Cope	1	0%	0	0%	0	0%	0	0%	0	0%	0	0%	0	0%	0	0%
Sumner	Child's Behavior Problem	0	0%	0	0%	0	0%	0	0%	0	0%	0	0%	1	0%	0	0%
Sumner	Drug Abuse Parent	1	0%	0	0%	1	0%	1	0%	0	0%	1	0%	0	0%	0	0%
Sumner	Emotional Abuse	2	1%	2	0%	0	0%	1	0%	0	0%	0	0%	0	0%	0	0%
Sumner	Incarceration of Parent's	0	0%	0	0%	0	0%	0	0%	1	0%	0	0%	0	0%	0	0%
Sumner	Lack Of Supervision	0	0%	1	0%	1	0%	1	0%	3	1%	1	0%	0	0%	0	0%
Sumner	Physical Abuse	1	0%	1	0%	0	0%	0	0%	3	1%	1	0%	0	0%	0	0%
Sumner	Physical Neglect	0	0%	2	0%	4	1%	3	1%	0	0%	0	0%	0	0%	0	0%
Thomas	Child's Behavior Problem	0	0%	0	0%	0	0%	0	0%	0	0%	1	0%	0	0%	0	0%
Thomas	Emotional Abuse	0	0%	1	0%	1	0%	0	0%	0	0%	0	0%	0	0%	0	0%
Thomas	Lack Of Supervision	1	0%	0	0%	0	0%	0	0%	0	0%	0	0%	0	0%	0	0%
Thomas	Physical Abuse	0	0%	0	0%	0	0%	0	0%	0	0%	0	0%	1	0%	0	0%
Thomas	Physical Neglect	1	0%	0	0%	0	0%	0	0%	0	0%	0	0%	0	0%	0	0%
Thomas	Sexual Abuse	0	0%	1	0%	2	1%	1	0%	1	0%	0	0%	0	0%	0	0%
Trego	Lack Of Supervision	0	0%	0	0%	2	1%	0	0%	0	0%	1	0%	1	0%	0	0%
Trego	Physical Abuse	0	0%	0	0%	1	0%	0	0%	0	0%	1	0%	0	0%	0	0%
Wabaunsee	Drug Abuse Parent	1	0%	0	0%	0	0%	0	0%	0	0%	0	0%	0	0%	0	0%
Wabaunsee	Lack Of Supervision	0	0%	0	0%	1	0%	0	0%	1	0%	0	0%	0	0%	0	0%
Wallace	Lack Of Supervision	0	0%	0	0%	0	0%	0	0%	0	0%	1	0%	0	0%	0	0%
Wichita	Caretakers Inability to Cope	0	0%	0	0%	0	0%	0	0%	0	0%	0	0%	1	0%	0	0%
Wichita	Lack Of Supervision	0	0%	0	0%	0	0%	0	0%	0	0%	0	0%	1	0%	0	0%

County	Removal Reason	Under 1		1 to 3		4 to 6		7 to 9		10 to 12		13 to 15		16 to 17		18 and Over	
		#	%	#	%	#	%	#	%	#	%	#	%	#	%	#	%
Wilson	Caretakers Inability to Cope	1	0%	0	0%	0	0%	0	0%	0	0%	1	0%	0	0%	0	0%
Wilson	Emotional Abuse	1	0%	0	0%	0	0%	0	0%	3	1%	0	0%	0	0%	0	0%
Wilson	Incarceration of Parent's	0	0%	0	0%	0	0%	0	0%	0	0%	1	0%	0	0%	0	0%
Wilson	Lack Of Supervision	0	0%	0	0%	0	0%	0	0%	1	0%	1	0%	0	0%	0	0%
Wilson	Physical Abuse	0	0%	0	0%	0	0%	1	0%	1	0%	0	0%	0	0%	0	0%
Wilson	Physical Neglect	2	1%	1	0%	0	0%	0	0%	1	0%	0	0%	0	0%	0	0%
Wilson	Runaway	0	0%	0	0%	0	0%	0	0%	0	0%	0	0%	1	0%	0	0%
Wilson	Sexual Abuse	0	0%	0	0%	0	0%	1	0%	0	0%	0	0%	0	0%	0	0%
Woodson	Emotional Abuse	0	0%	0	0%	1	0%	0	0%	2	1%	3	1%	1	0%	0	0%
Woodson	Lack Of Supervision	0	0%	1	0%	0	0%	0	0%	0	0%	0	0%	0	0%	0	0%
Woodson	Physical Abuse	0	0%	0	0%	0	0%	0	0%	0	0%	1	0%	2	1%	0	0%
Woodson	Truancy	0	0%	0	0%	0	0%	0	0%	0	0%	1	0%	0	0%	0	0%
Wyandotte	Abandonment	4	1%	1	0%	1	0%	3	1%	3	1%	3	1%	2	1%	0	0%
Wyandotte	Caretakers Inability to Cope	3	1%	1	0%	2	1%	0	0%	1	0%	1	0%	1	0%	0	0%
Wyandotte	Child's Behavior Problem	0	0%	0	0%	0	0%	1	0%	1	0%	3	1%	3	1%	0	0%
Wyandotte	Death of Parent's	0	0%	1	0%	0	0%	1	0%	0	0%	1	0%	0	0%	0	0%
Wyandotte	Drug Abuse Parent	7	2%	5	1%	2	1%	2	1%	4	1%	2	1%	1	0%	0	0%
Wyandotte	Emotional Abuse	0	0%	1	0%	2	1%	3	1%	1	0%	2	1%	1	0%	0	0%
Wyandotte	Human Trafficking-Sex	0	0%	0	0%	0	0%	0	0%	0	0%	1	0%	0	0%	0	0%
Wyandotte	Inadequate Housing	0	0%	0	0%	1	0%	0	0%	0	0%	1	0%	0	0%	0	0%
Wyandotte	Incarceration of Parent's	1	0%	0	0%	0	0%	0	0%	0	0%	0	0%	0	0%	0	0%
Wyandotte	Lack Of Supervision	3	1%	6	1%	5	1%	1	0%	2	1%	1	0%	0	0%	0	0%
Wyandotte	Medical Neglect	1	0%	3	1%	0	0%	1	0%	0	0%	0	0%	0	0%	0	0%
Wyandotte	Methamphetamine use	5	2%	0	0%	0	0%	0	0%	0	0%	0	0%	0	0%	0	0%
Wyandotte	Physical Abuse	7	2%	8	2%	6	2%	2	1%	7	2%	6	2%	6	3%	0	0%
Wyandotte	Physical Neglect	4	1%	3	1%	5	1%	2	1%	1	0%	1	0%	0	0%	0	0%
Wyandotte	Runaway	2	1%	0	0%	0	0%	0	0%	0	0%	1	0%	0	0%	0	0%
Wyandotte	Sexual Abuse	1	0%	0	0%	3	1%	3	1%	3	1%	3	1%	0	0%	0	0%
Wyandotte	Substance Affected Infant	2	1%	0	0%	0	0%	0	0%	0	0%	0	0%	0	0%	0	0%
		326	100%	407	100%	354	100%	311	100%	283	100%	386	100%	231	100%	0	0%