

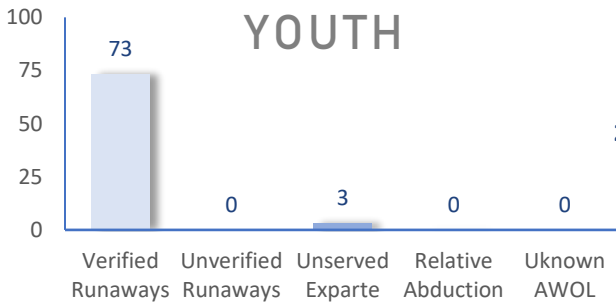
The following statistics show the status and demographics of absent Kansas foster youth and track DCF's successful recovery efforts.

RECOVERED YOUTH

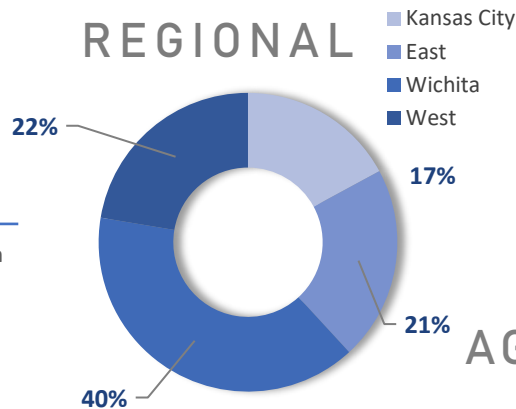


*A youth may be recovered more than once per month.

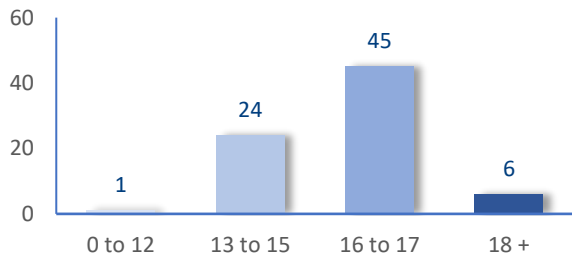
CURRENT AWOL YOUTH



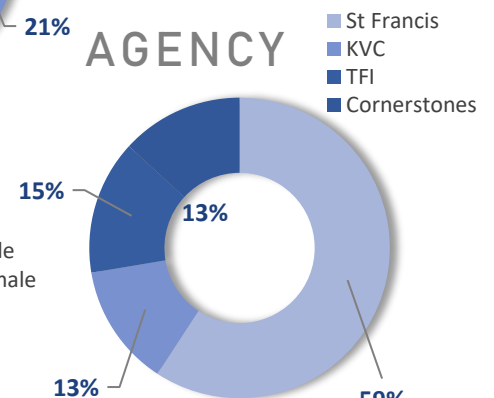
REGIONAL



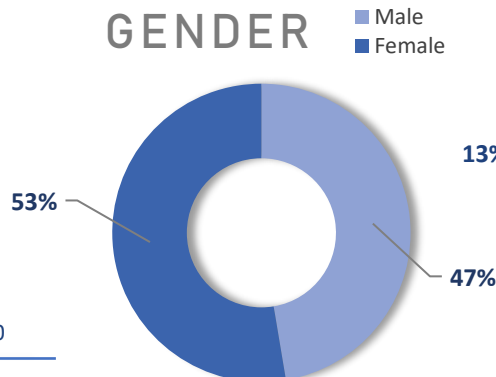
AGE



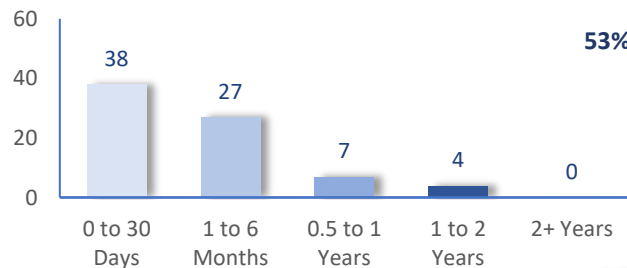
AGENCY



GENDER



TIME



DAILY AWOL YOUTH

2021

August		September		October		November	
DATE	# AWOL	DATE	# AWOL	DATE	# AWOL	DATE	# AWOL
2	79	1	67	1	60	1	71
3	79	2	66	4	60	2	71
4	80	3	64	5	60	3	73
5	82	7	62	6	60	4	72
6	76	8	62	7	60	5	71
9	74	9	65	8	58	8	76
10	73	10	62	11	61	9	
11	72	13	63	12	63	10	
12	70	14	64	13	61	11	
13	69	15	66	14	61	12	
16	69	16	65	15	59	15	
17	73	17	67	18	63	16	
18	68	20	66	19	63	17	
19	69	21	70	20	66	18	
20	66	22	72	21	67	19	
23	68	23	70	22	65	22	
24	69	24	62	25	66	23	
25	66	27	60	26	69	24	
26	66	28	67	27	69	25	
27	64	29	67	28	74	26	
30	65	30	64	29	70	29	
31	66					30	