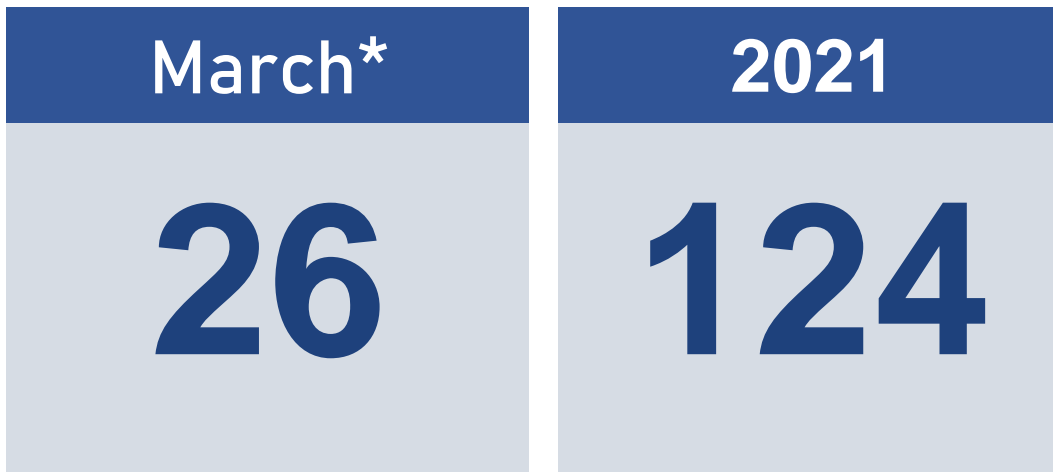


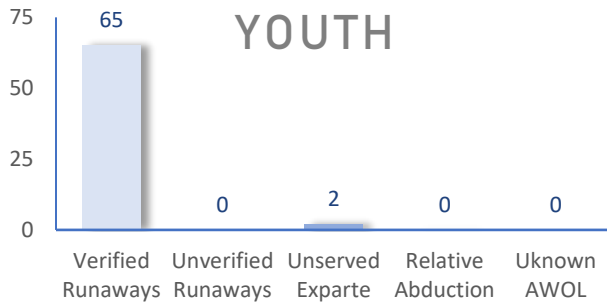
The following statistics show the status and demographics of absent Kansas foster youth and track DCF's successful recovery efforts.

## RECOVERED YOUTH

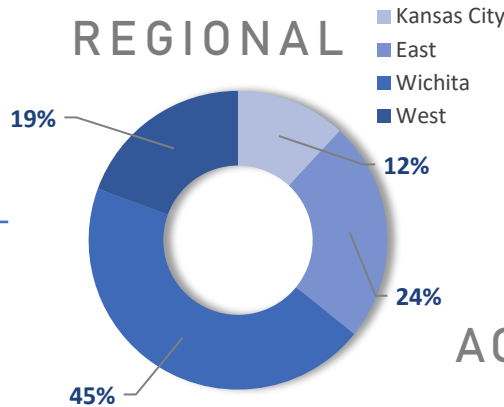


\*A youth may be recovered more than once per month.

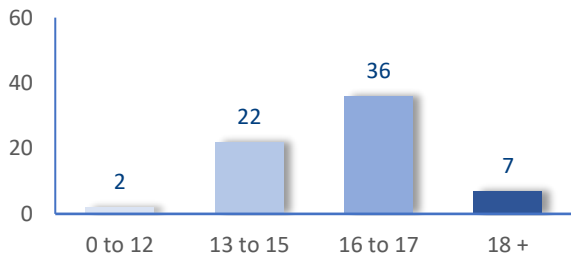
## CURRENT AWOL YOUTH



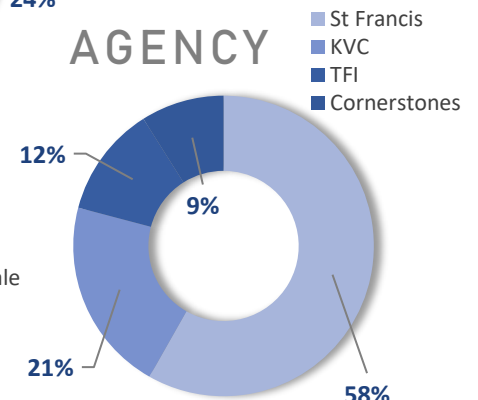
## REGIONAL



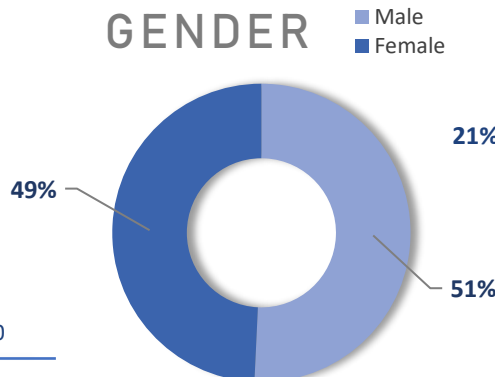
## AGE



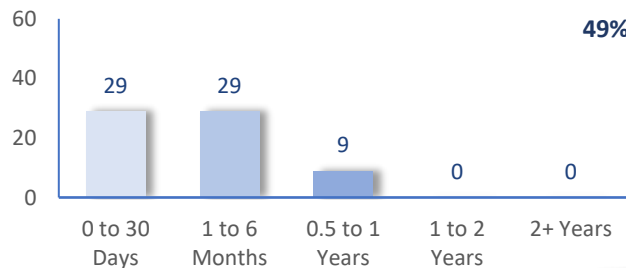
## AGENCY



## GENDER



## TIME



## DAILY AWOL YOUTH

# 2021

December		January		February		March	
DATE	# AWOL	DATE	# AWOL	DATE	# AWOL	DATE	# AWOL
1	71	4	66	1	69	1	62
2	68	5	64	2	69	2	61
3	70	6	66	3	66	3	60
4	72	7	69	4	66	4	57
7	73	8	66	5	67	5	56
8	71	11	66	8	67	8	54
9	71	12	67	9	66	9	56
10	71	13	67	10	61	10	59
11	77	14	63	11	59	11	57
14	79	15	60	12	59	12	57
15	77	18	60	15	58	15	57
16	77	19	68	16	62	16	62
17	73	20	72	17	61	17	63
18	76	21	70	18	60	18	66
21	71	22	67	19	58	19	66
22	74	25	64	22	60	22	67
23	75	26	66	23	61	23	
28	68	27	67	24	58	24	
29	69	28	70	25	60	25	
30	71	29	70	26	60	26	
31	72	31	72			29	
						30	
						31	