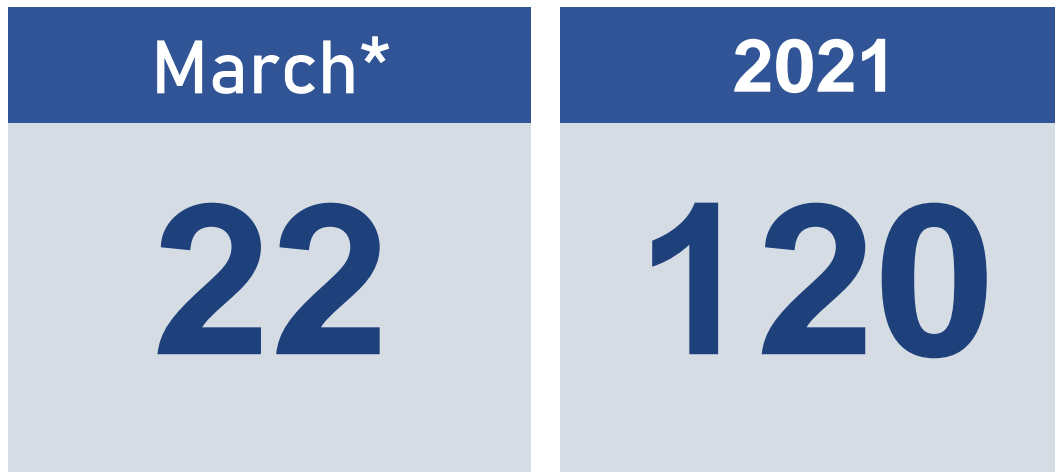


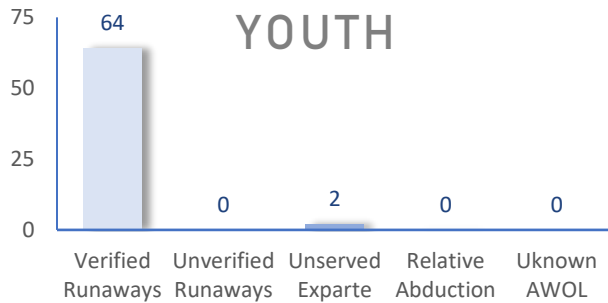
The following statistics show the status and demographics of absent Kansas foster youth and track DCF's successful recovery efforts.

RECOVERED YOUTH

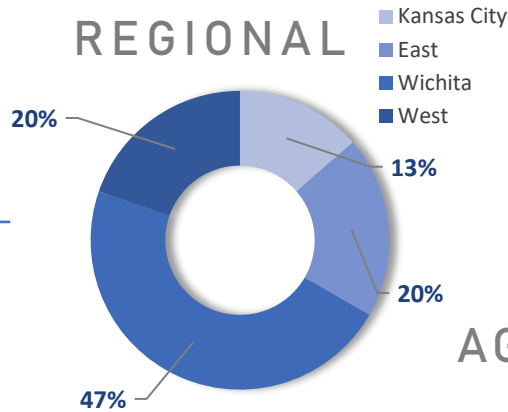


*A youth may be recovered more than once per month.

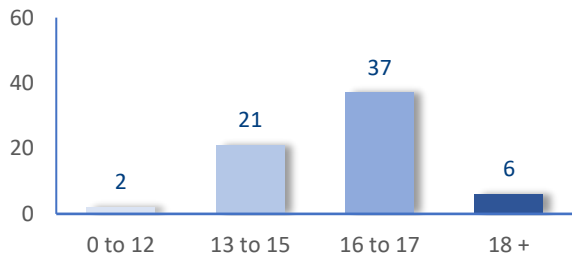
CURRENT AWOL YOUTH



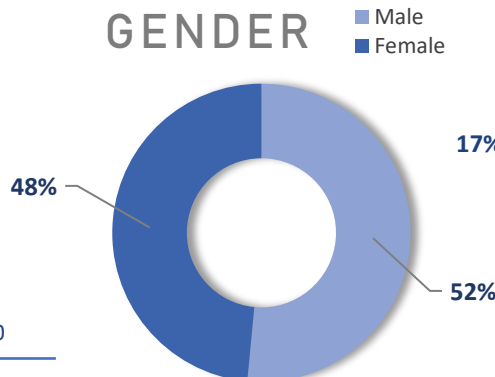
REGIONAL



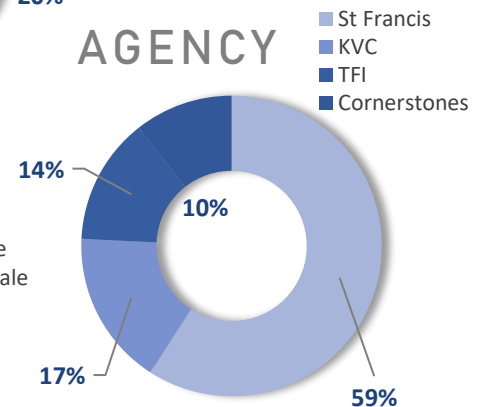
AGE



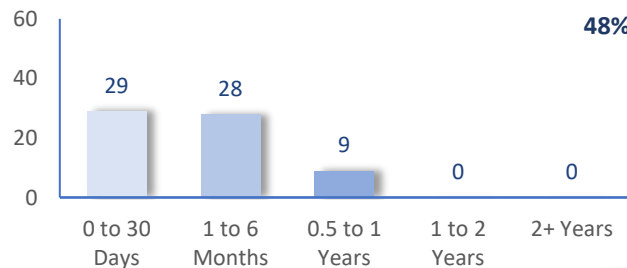
GENDER



AGENCY



TIME



DAILY AWOL YOUTH

2021

| December | | January | | February | | March | |
|----------|--------|---------|--------|----------|--------|-------|--------|
| DATE | # AWOL | DATE | # AWOL | DATE | # AWOL | DATE | # AWOL |
| 1 | 71 | 4 | 66 | 1 | 69 | 1 | 62 |
| 2 | 68 | 5 | 64 | 2 | 69 | 2 | 61 |
| 3 | 70 | 6 | 66 | 3 | 66 | 3 | 60 |
| 4 | 72 | 7 | 69 | 4 | 66 | 4 | 57 |
| 7 | 73 | 8 | 66 | 5 | 67 | 5 | 56 |
| 8 | 71 | 11 | 66 | 8 | 67 | 8 | 54 |
| 9 | 71 | 12 | 67 | 9 | 66 | 9 | 56 |
| 10 | 71 | 13 | 67 | 10 | 61 | 10 | 59 |
| 11 | 77 | 14 | 63 | 11 | 59 | 11 | 57 |
| 14 | 79 | 15 | 60 | 12 | 59 | 12 | 57 |
| 15 | 77 | 18 | 60 | 15 | 58 | 15 | 57 |
| 16 | 77 | 19 | 68 | 16 | 62 | 16 | 62 |
| 17 | 73 | 20 | 72 | 17 | 61 | 17 | 63 |
| 18 | 76 | 21 | 70 | 18 | 60 | 18 | 66 |
| 21 | 71 | 22 | 67 | 19 | 58 | 19 | |
| 22 | 74 | 25 | 64 | 22 | 60 | 22 | |
| 23 | 75 | 26 | 66 | 23 | 61 | 23 | |
| 28 | 68 | 27 | 67 | 24 | 58 | 24 | |
| 29 | 69 | 28 | 70 | 25 | 60 | 25 | |
| 30 | 71 | 29 | 70 | 26 | 60 | 26 | |
| 31 | 72 | 31 | 72 | | | 29 | |
| | | | | | | 30 | |
| | | | | | | 31 | |