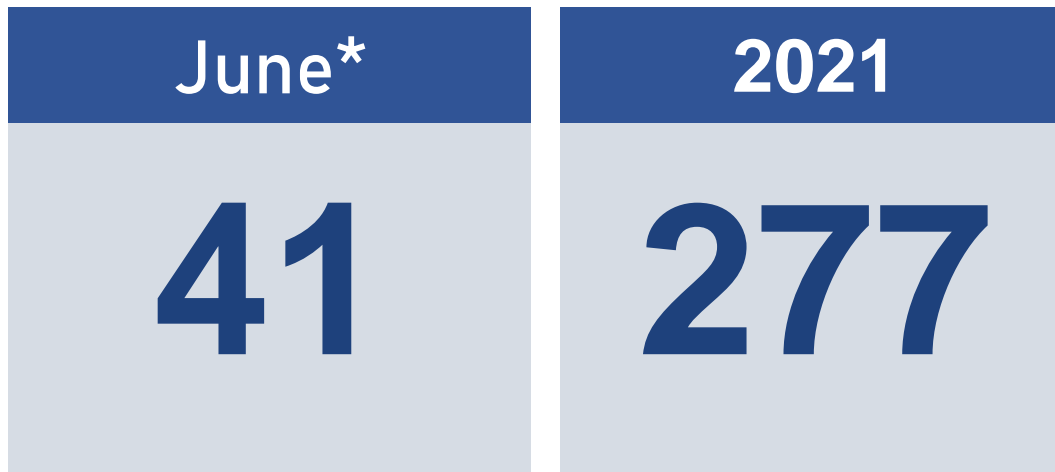


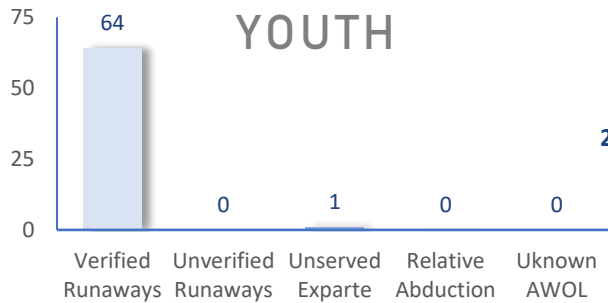
The following statistics show the status and demographics of absent Kansas foster youth and track DCF's successful recovery efforts.

## RECOVERED YOUTH

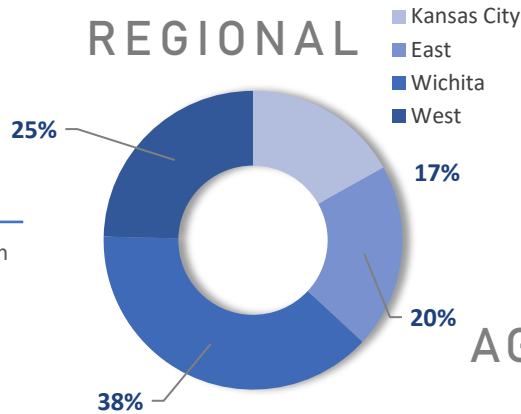


\*A youth may be recovered more than once per month.

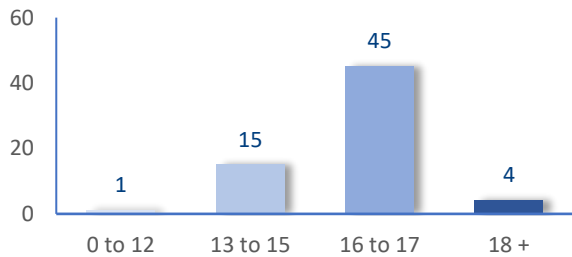
## CURRENT AWOL YOUTH



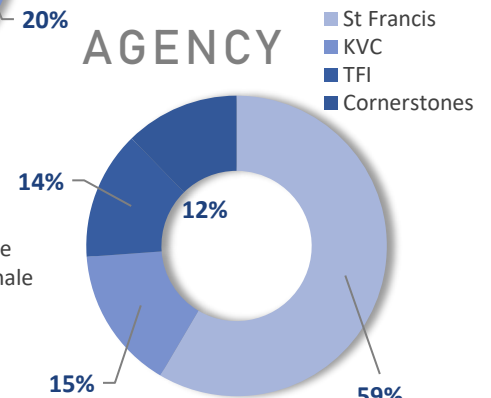
## REGIONAL



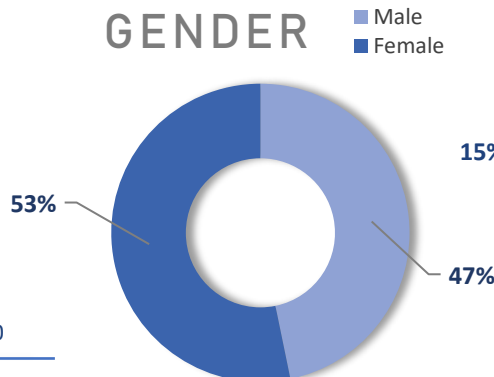
## AGE



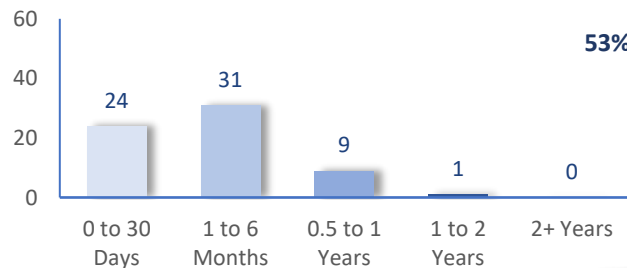
## AGENCY



## GENDER



## TIME



## DAILY AWOL YOUTH

# 2021

March		April		May		June	
DATE	# AWOL	DATE	# AWOL	DATE	# AWOL	DATE	# AWOL
1	62	1	60	3	73	1	58
2	61	2	59	4	72	2	58
3	60	5	61	5	70	3	59
4	57	6	61	6	71	4	59
5	56	7	64	7	71	7	57
8	54	8	65	10	68	8	58
9	56	9	62	11	68	9	58
10	59	12	60	12	65	10	60
11	57	13	63	13	63	11	60
12	57	14	63	14	64	14	62
15	57	15	61	17	64	15	61
16	62	16	62	18	67	16	60
17	63	19	61	19	69	17	63
18	66	20	60	20	68	18	62
19	66	21	61	21	66	21	65
22	67	22	59	24	71	22	
23	65	23	60	25	67	23	
24	67	26	64	26	66	24	
25	68	27	64	27	67	25	
26	66	28	68	28	65	28	
29	64	29	70	31	65	29	
30	65	30	72			30	
31	63						