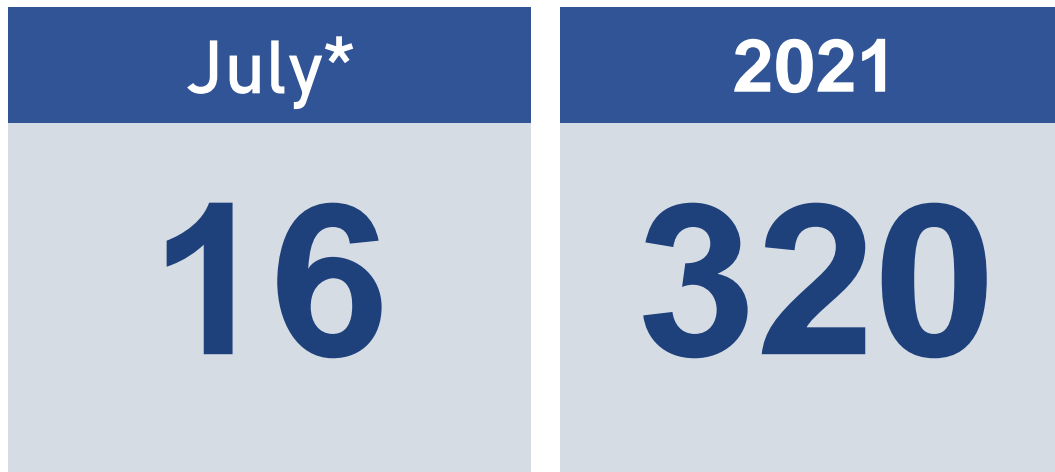


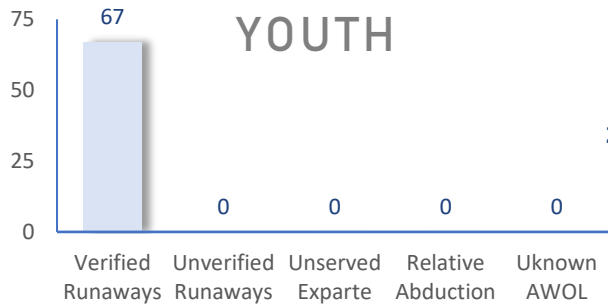
The following statistics show the status and demographics of absent Kansas foster youth and track DCF's successful recovery efforts.

## RECOVERED YOUTH

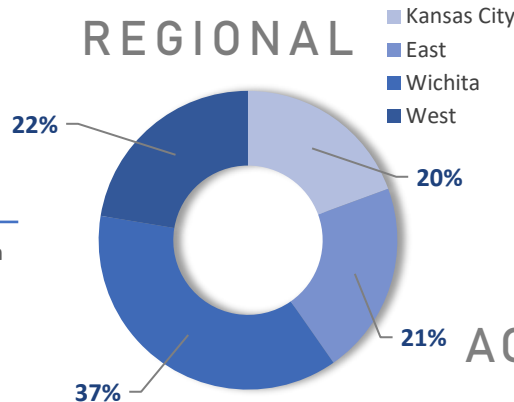


\*A youth may be recovered more than once per month.

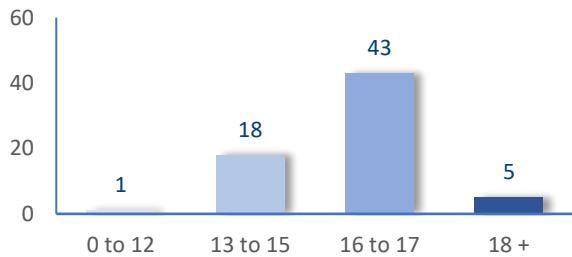
## CURRENT AWOL YOUTH



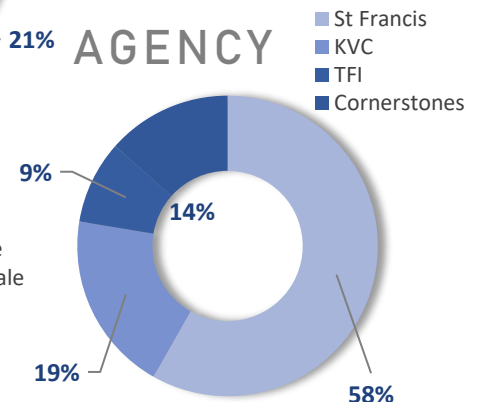
## REGIONAL



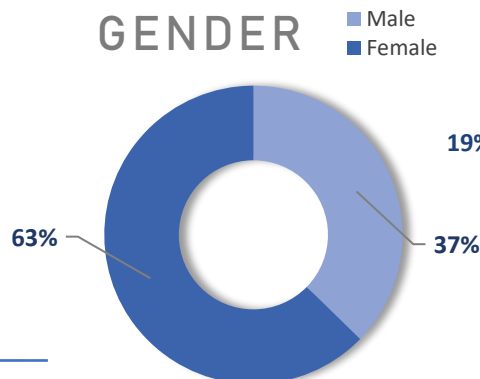
## AGE



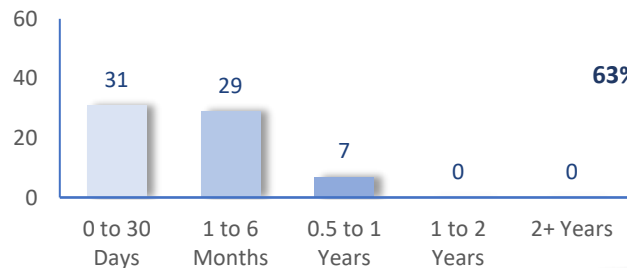
## AGENCY



## GENDER



## TIME



## DAILY AWOL YOUTH

# 2021

April		May		June		July	
DATE	# AWOL	DATE	# AWOL	DATE	# AWOL	DATE	# AWOL
1	60	3	73	1	58	1	63
2	59	4	72	2	58	2	63
5	61	5	70	3	59	6	69
6	61	6	71	4	59	7	69
7	64	7	71	7	57	8	69
8	65	10	68	8	58	9	68
9	62	11	68	9	58	12	67
12	60	12	65	10	60	13	68
13	63	13	63	11	60	14	67
14	63	14	64	14	62	15	
15	61	17	64	15	61	16	
16	62	18	67	16	60	19	
19	61	19	69	17	63	20	
20	60	20	68	18	62	21	
21	61	21	66	21	65	22	
22	59	24	71	22	68	23	
23	60	25	67	23	61	26	
26	64	26	66	24	61	27	
27	64	27	67	25	59	28	
28	68	28	65	28	62	29	
29	70	31	65	29	62	30	
30	72	30	72	30	64		