

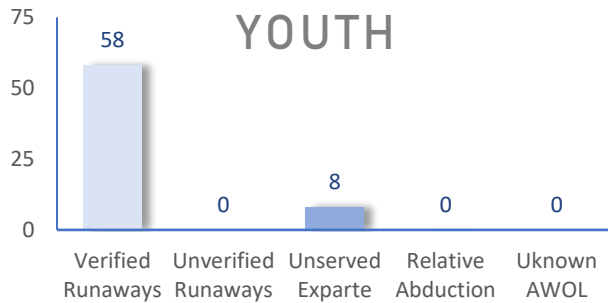
The following statistics show the status and demographics of absent Kansas foster youth and track DCF's successful recovery efforts.

## RECOVERED YOUTH

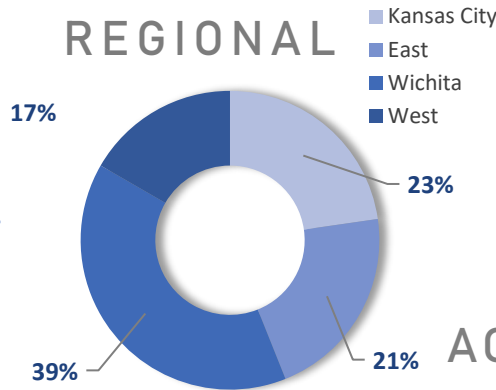


\*A youth may be recovered more than once per month.

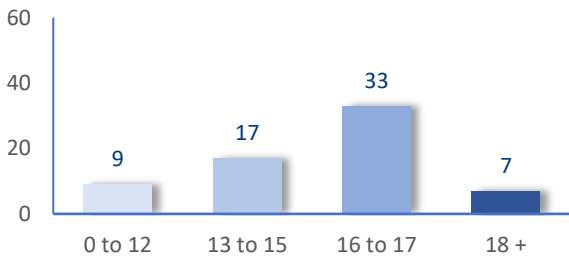
## CURRENT AWOL YOUTH



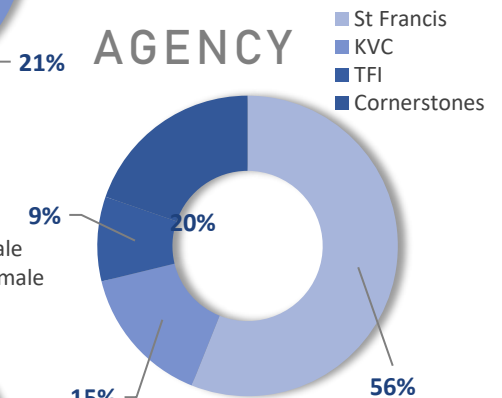
## REGIONAL



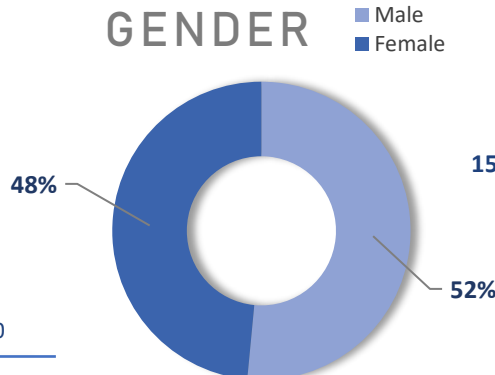
## AGE



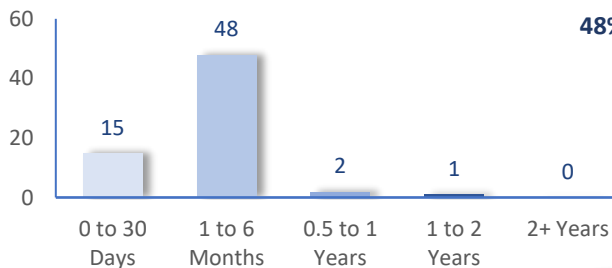
## AGENCY



## GENDER



## TIME



## DAILY AWOL YOUTH

# 2021

October		November		December		January	
DATE	# AWOL	DATE	# AWOL	DATE	# AWOL	DATE	# AWOL
1	67	2	77	1	71	4	66
2	66	3	78	2	68	5	64
5	62	4	71	3	70	6	66
6	61	5	71	4	72	7	69
7	67	6	77	7	73	8	66
8	70	9	74	8	71	11	66
9	69	10	74	9	71	12	
12	70	11		10	71	13	
13	70	12	77	11	77	14	
14	69	13	80	14	79	15	
15	73	16	77	15	77	18	
16	73	17	76	16	77	19	
19	75	18	75	17	73	20	
20	69	19	74	18	76	21	
21	72	20	71	21	71	22	
22	75	23	70	22	74	25	
23	75	24	70	23	75	26	
26	72	25	70	28	68	27	
27	73	26		29	69	28	
28	68	27		30	71	29	
29	71	30	70	31	72		
30	71						