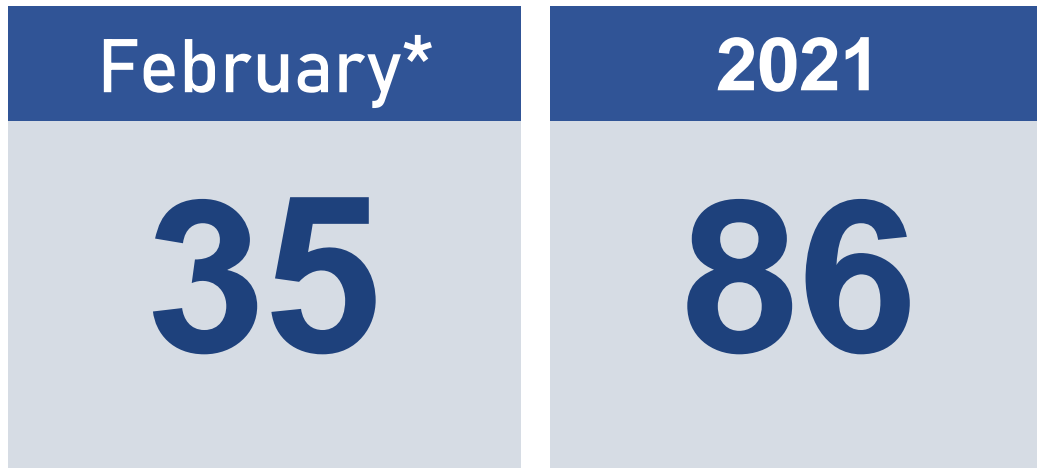


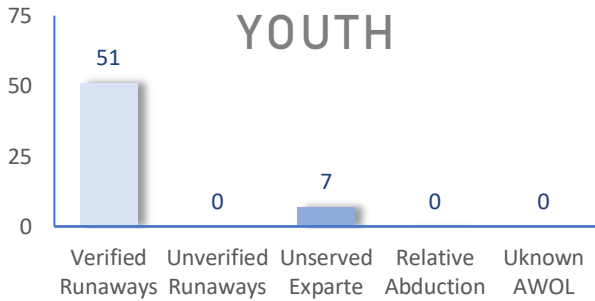
The following statistics show the status and demographics of absent Kansas foster youth and track DCF's successful recovery efforts.

## RECOVERED YOUTH

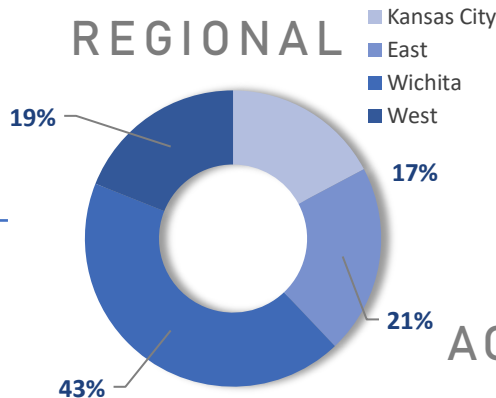


\*A youth may be recovered more than once per month.

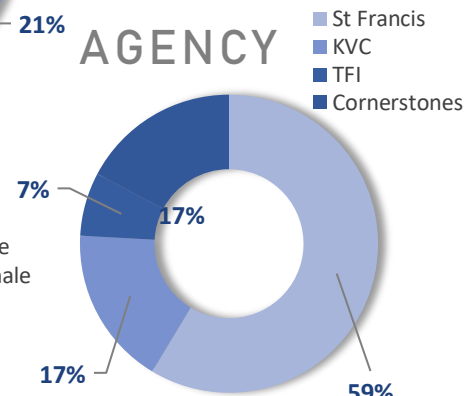
## CURRENT AWOL YOUTH



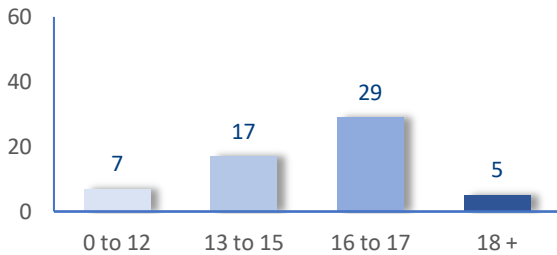
## REGIONAL



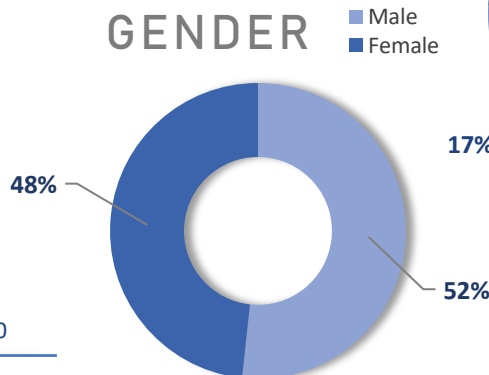
## AGENCY



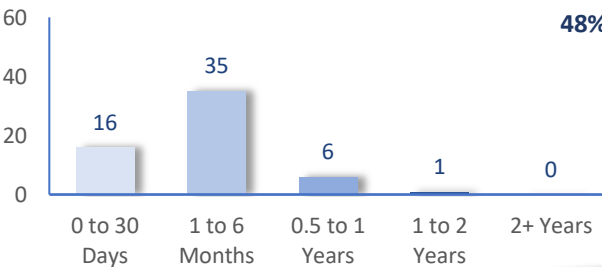
## AGE



## GENDER



## TIME



## DAILY AWOL YOUTH

# 2021

November		December		January		February	
DATE	# AWOL	DATE	# AWOL	DATE	# AWOL	DATE	# AWOL
2	77	1	71	4	66	1	69
3	78	2	68	5	64	2	69
4	71	3	70	6	66	3	66
5	71	4	72	7	69	4	66
6	77	7	73	8	66	5	67
9	74	8	71	11	66	8	67
10	74	9	71	12	67	9	66
11		10	71	13	67	10	61
12	77	11	77	14	63	11	59
13	80	14	79	15	60	12	59
16	77	15	77	18	60	15	58
17	76	16	77	19	68	16	62
18	75	17	73	20	72	17	61
19	74	18	76	21	70	18	60
20	71	21	71	22	67	19	58
23	70	22	74	25	64	22	
24	70	23	75	26	66	23	
25	70	28	68	27	67	24	
26		29	69	28	70	25	
27		30	71	29	70	26	
30	70	31	72				