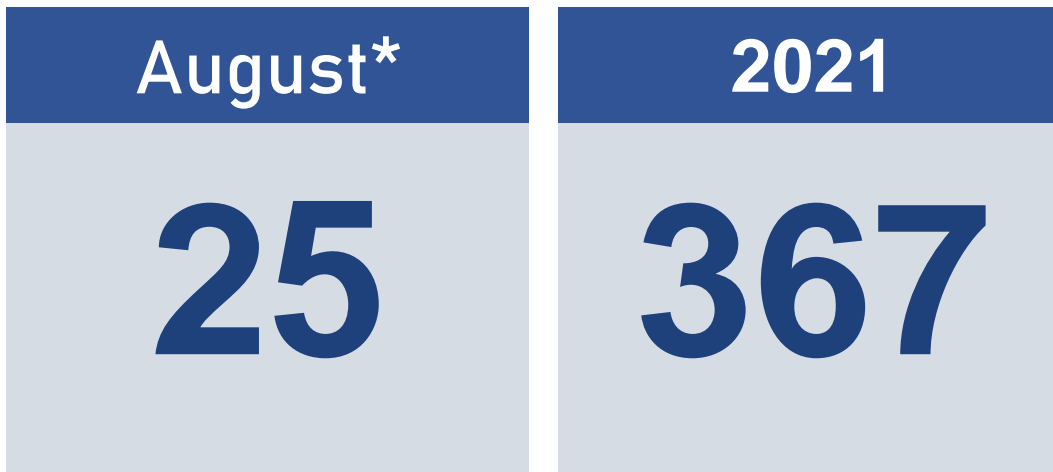


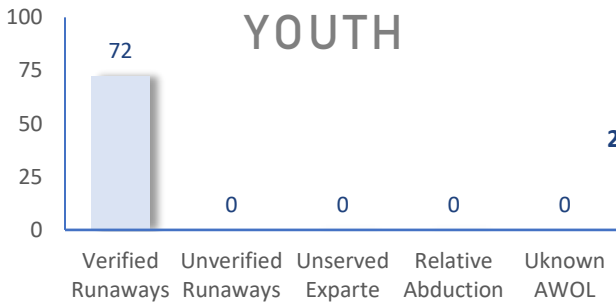
The following statistics show the status and demographics of absent Kansas foster youth and track DCF's successful recovery efforts.

## RECOVERED YOUTH

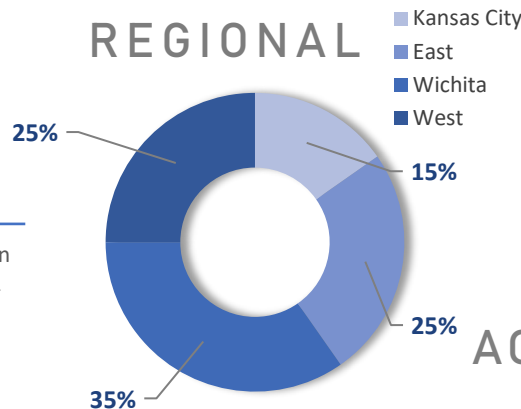


\*A youth may be recovered more than once per month.

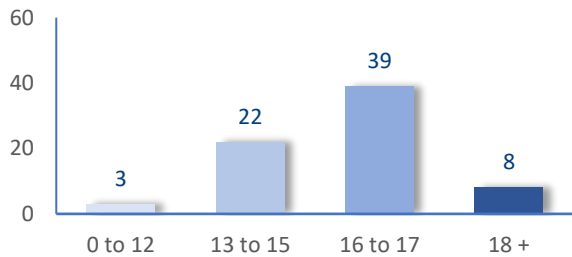
## CURRENT AWOL YOUTH



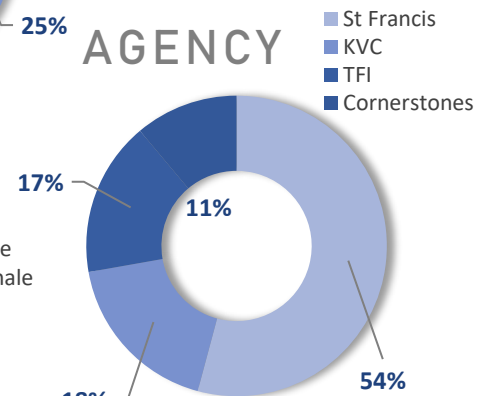
## REGIONAL



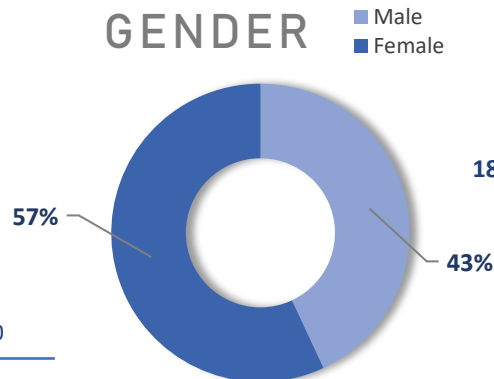
## AGE



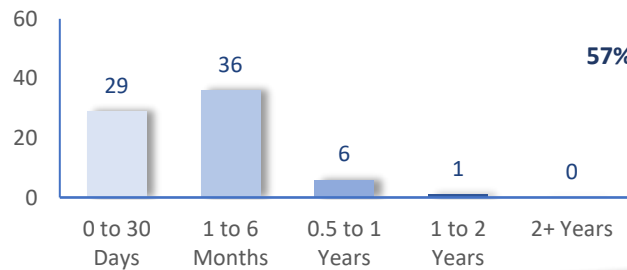
## AGENCY



## GENDER



## TIME



## DAILY AWOL YOUTH

# 2021

May		June		July		August	
DATE	# AWOL	DATE	# AWOL	DATE	# AWOL	DATE	# AWOL
3	73	1	58	1	63	2	79
4	72	2	58	2	63	3	79
5	70	3	59	6	69	4	80
6	71	4	59	7	69	5	82
7	71	7	57	8	69	6	76
10	68	8	58	9	68	9	74
11	68	9	58	12	67	10	73
12	65	10	60	13	68	11	72
13	63	11	60	14	67	12	
14	64	14	62	15	65	13	
17	64	15	61	16	68	16	
18	67	16	60	19	67	17	
19	69	17	63	20	68	18	
20	68	18	62	21	68	19	
21	66	21	65	22	68	20	
24	71	22	68	23	72	23	
25	67	23	61	26	74	24	
26	66	24	61	27	75	25	
27	67	25	59	28	79	26	
28	65	28	62	29	77	27	
31	65	29	62	30	75	30	
30	72	30	64			31	