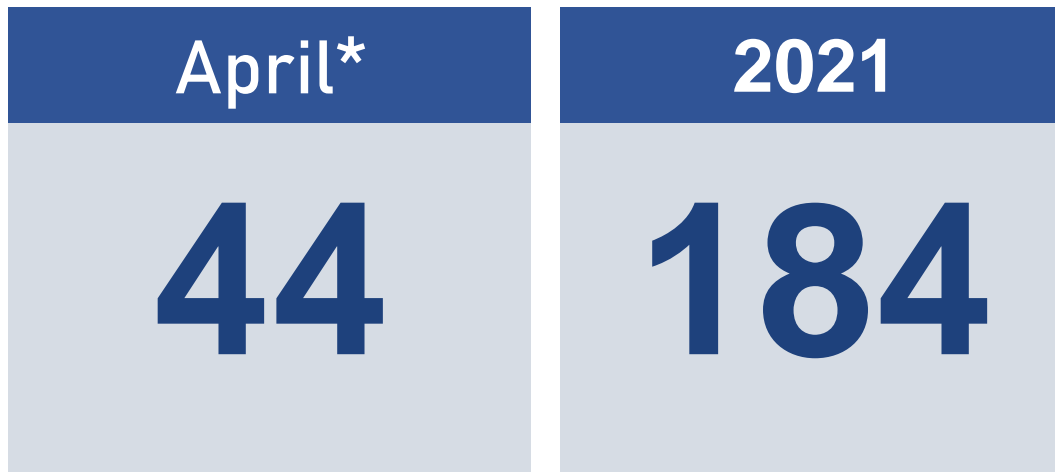


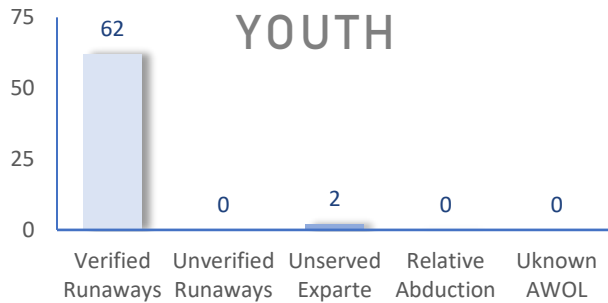
The following statistics show the status and demographics of absent Kansas foster youth and track DCF's successful recovery efforts.

RECOVERED YOUTH

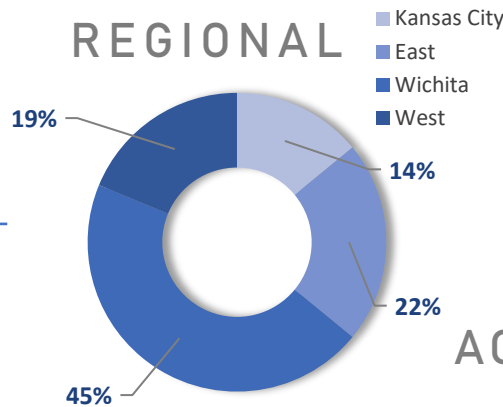


*A youth may be recovered more than once per month.

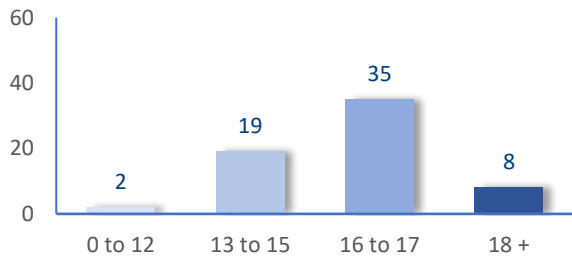
CURRENT AWOL YOUTH



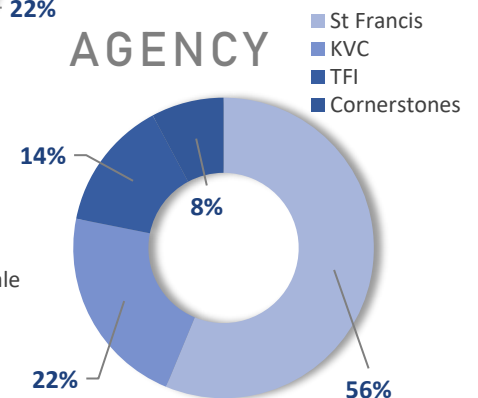
REGIONAL



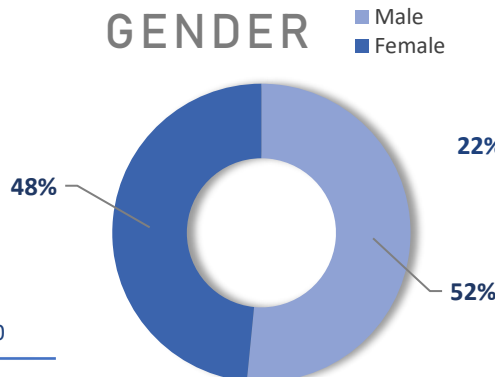
AGE



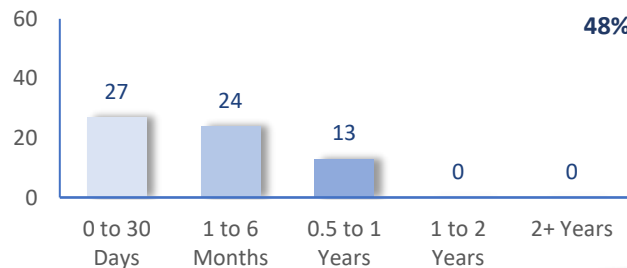
AGENCY



GENDER



TIME



DAILY AWOL YOUTH

2021

January		February		March		April	
DATE	# AWOL	DATE	# AWOL	DATE	# AWOL	DATE	# AWOL
4	66	1	69	1	62	1	60
5	64	2	69	2	61	2	59
6	66	3	66	3	60	5	61
7	69	4	66	4	57	6	61
8	66	5	67	5	56	7	64
11	66	8	67	8	54	8	65
12	67	9	66	9	56	9	62
13	67	10	61	10	59	12	60
14	63	11	59	11	57	13	63
15	60	12	59	12	57	14	63
18	60	15	58	15	57	15	61
19	68	16	62	16	62	16	62
20	72	17	61	17	63	19	61
21	70	18	60	18	66	20	60
22	67	19	58	19	66	21	61
25	64	22	60	22	67	22	59
26	66	23	61	23	65	23	60
27	67	24	58	24	67	26	64
28	70	25	60	25	68	27	64
29	70	26	60	26	66	28	
31	72			29	64	29	
				30	65	30	
				31	63		