

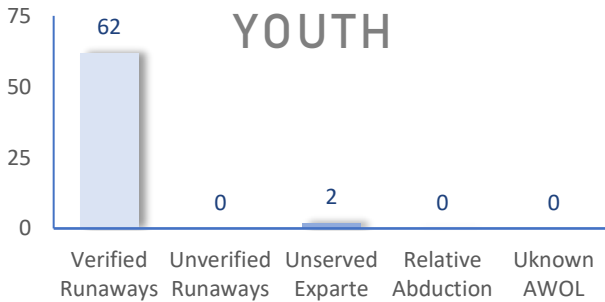
The following statistics show the status and demographics of absent Kansas foster youth and track DCF's successful recovery efforts.

## RECOVERED YOUTH

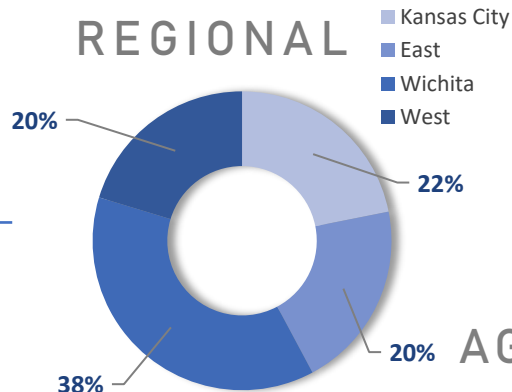


\*A youth may be recovered more than once per month.

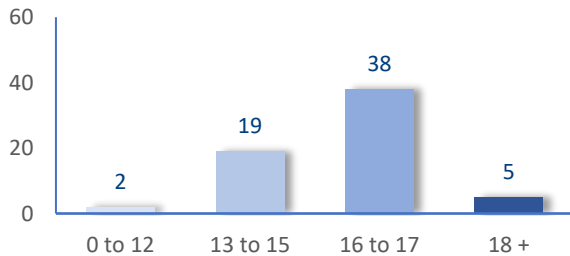
## CURRENT AWOL YOUTH



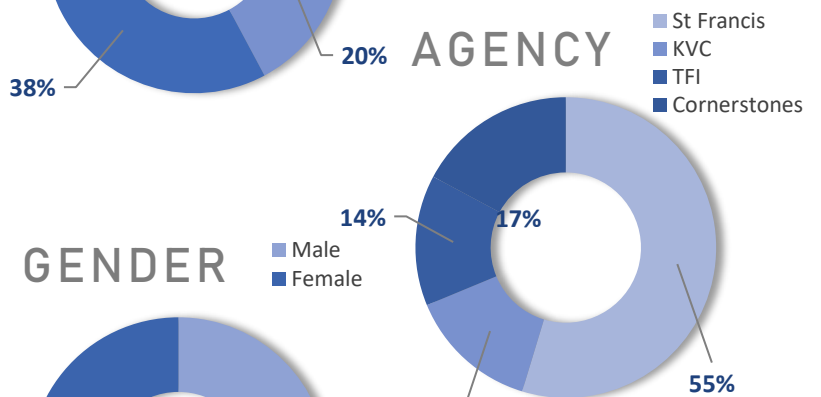
## REGIONAL



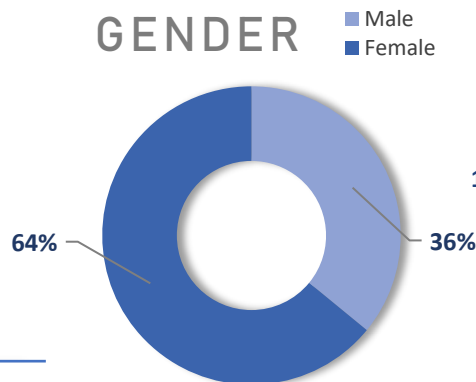
## AGE



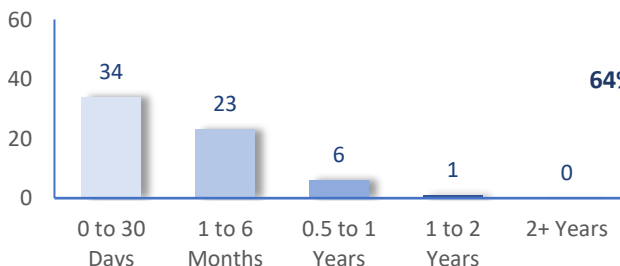
## AGENCY



## GENDER



## TIME



## DAILY AWOL YOUTH

# 2020

June		July		August		September	
DATE	# AWOL	DATE	# AWOL	DATE	# AWOL	DATE	# AWOL
1	71	1	67	3	67	1	63
2	71	2	67	4	66	2	63
3	72	6	67	5	69	3	63
4	73	7	65	6	67	4	63
5	70	8	67	7	67	#REF!	#REF!
8	68	9	66	10	67	8	66
9	67	10	67	11	65	9	65
10	69	13	65	12	63	10	64
11	74	14	66	13	64	11	64
12	75	15	68	14	61	14	64
15	78	16	66	17	63	15	64
16	73	17	66	18	63	16	
17	73	20	65	19	63	17	
18	75	21	66	20	62	18	
19	77	22	62	21	61	21	
22	76	23	61	24	63	22	
23	74	24	61	25	63	23	
24	70	27	62	26	68	24	
25	68	28	61	27	69	25	
26	67	29	62	28	66	28	
29	64	30	62	31	66	29	
30	67	31	63			30	