

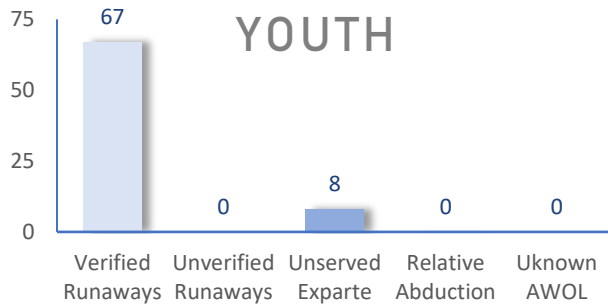
The following statistics show the status and demographics of absent Kansas foster youth and track DCF's successful recovery efforts.

## RECOVERED YOUTH

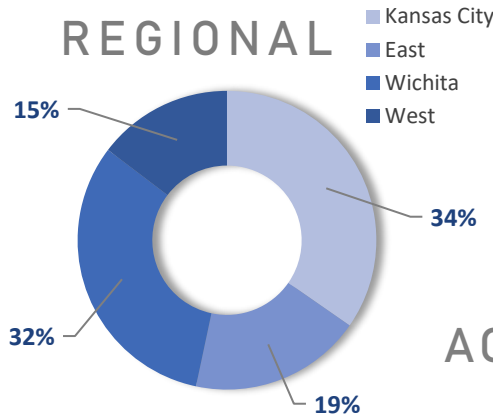


\*A youth may be recovered more than once per month.

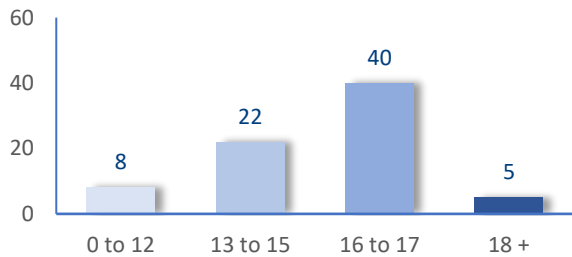
## CURRENT AWOL YOUTH



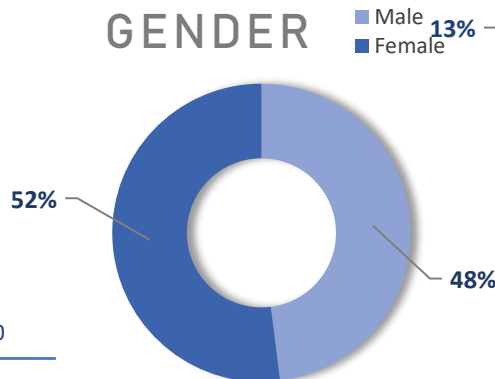
## REGIONAL



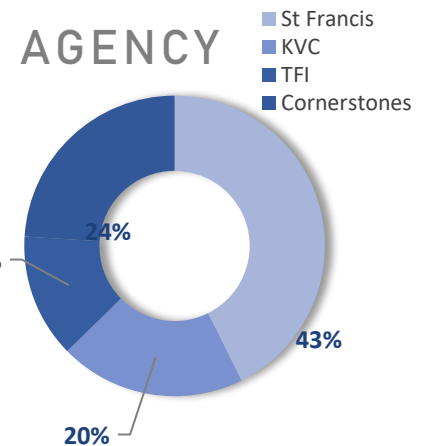
## AGE



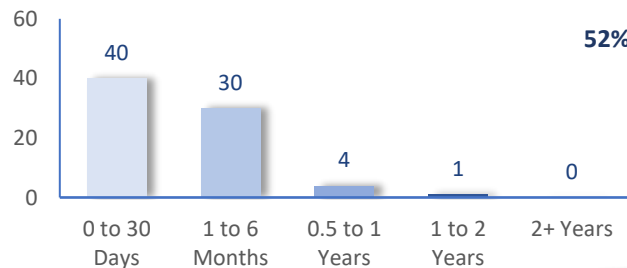
## GENDER



## AGENCY



## TIME



## DAILY AWOL YOUTH

# 2020

July		August		September		October	
DATE	# AWOL	DATE	# AWOL	DATE	# AWOL	DATE	# AWOL
1	67	3	67	1	63	1	67
2	67	4	66	2	63	2	66
6	67	5	69	3	63	5	62
7	65	6	67	4	63	6	61
8	67	7	67	8	66	#REF!	#REF!
9	66	10	67	9	65	7	67
10	67	11	65	10	64	8	70
13	65	12	63	11	64	9	69
14	66	13	64	14	64	12	70
15	68	14	61	15	64	13	70
16	66	17	63	16	62	14	69
17	66	18	63	17	63	15	73
20	65	19	63	18	59	16	73
21	66	20	62	21	61	19	75
22	62	21	61	22	63	20	69
23	61	24	63	23	59	21	72
24	61	25	63	24	63	22	75
27	62	26	68	25	64	23	75
28	61	27	69	28	62	26	
29	62	28	66	29	60	27	
30	62	31	66	30	64	28	
31	63	31	63			29	
						30	