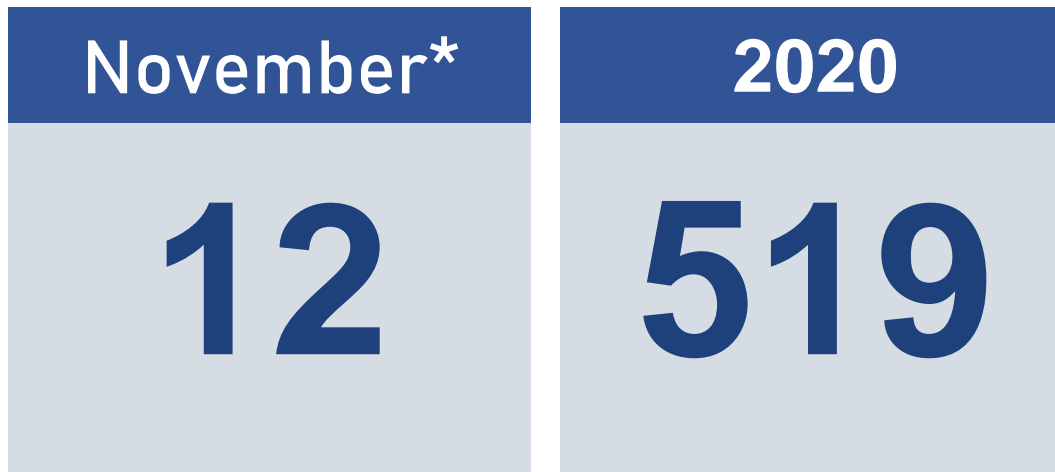


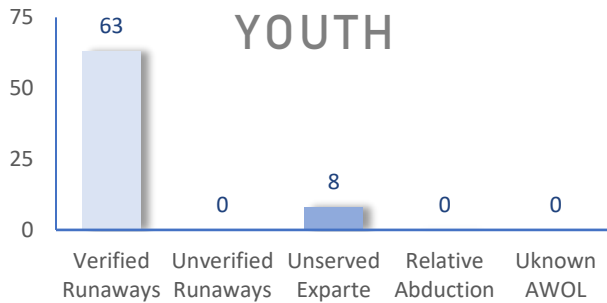
The following statistics show the status and demographics of absent Kansas foster youth and track DCF's successful recovery efforts.

## RECOVERED YOUTH

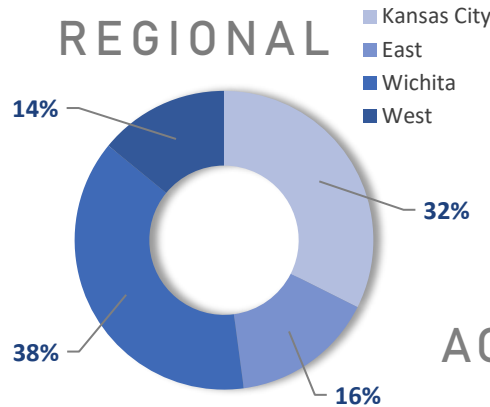


\*A youth may be recovered more than once per month.

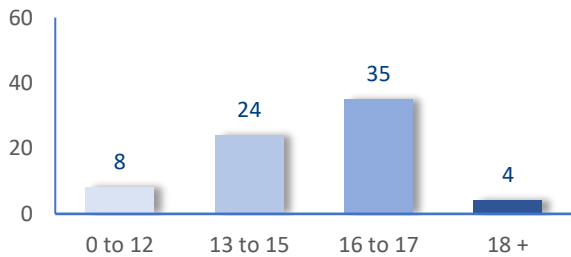
## CURRENT AWOL YOUTH



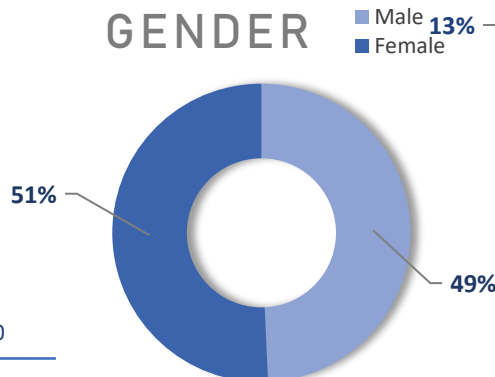
## REGIONAL



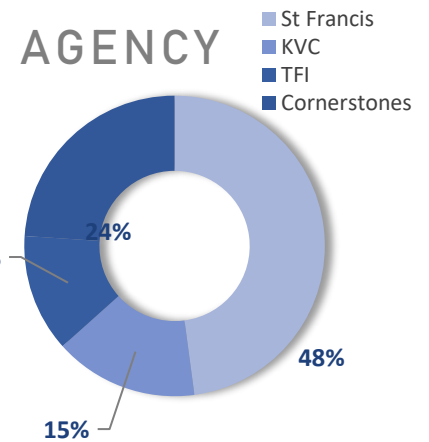
## AGE



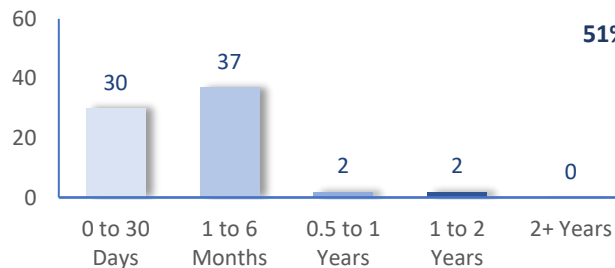
## GENDER



## AGENCY



## TIME



## DAILY AWOL YOUTH

# 2020

August		September		October		November	
DATE	# AWOL	DATE	# AWOL	DATE	# AWOL	DATE	# AWOL
3	67	1	63	1	67	2	77
4	66	2	63	2	66	3	78
5	69	3	63	5	62	4	71
6	67	4	63	6	61	5	71
7	67	8	66	7	67	#REF!	#REF!
10	67	9	65	8	70	6	
11	65	10	64	9	69	9	
12	63	11	64	12	70	10	
13	64	14	64	13	70	11	
14	61	15	64	14	69	12	
17	63	16	62	15	73	13	
18	63	17	63	16	73	16	
19	63	18	59	19	75	17	
20	62	21	61	20	69	18	
21	61	22	63	21	72	19	
24	63	23	59	22	75	20	
25	63	24	63	23	75	23	
26	68	25	64	26	72	24	
27	69	28	62	27	73	25	
28	66	29	60	28	68	26	
31	66	30	64	29	71	27	
31	63			30	71	30	