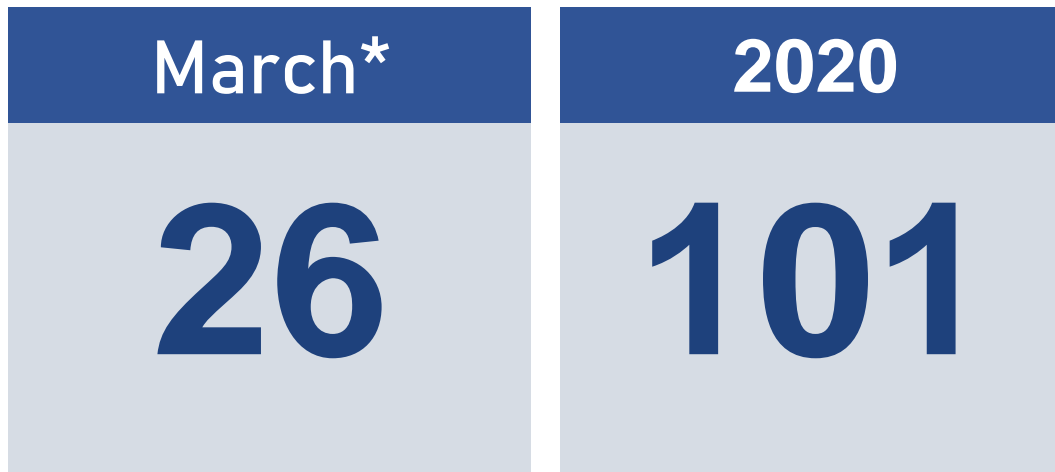


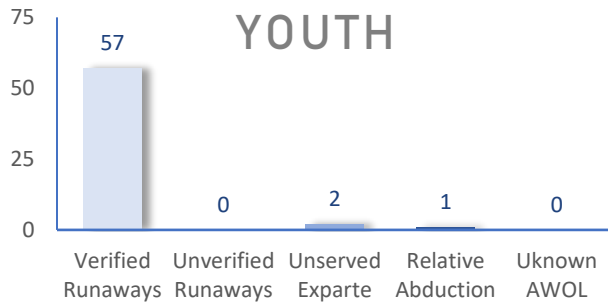
The following statistics show the status and demographics of absent Kansas foster youth and track DCF's successful recovery efforts.

RECOVERED YOUTH

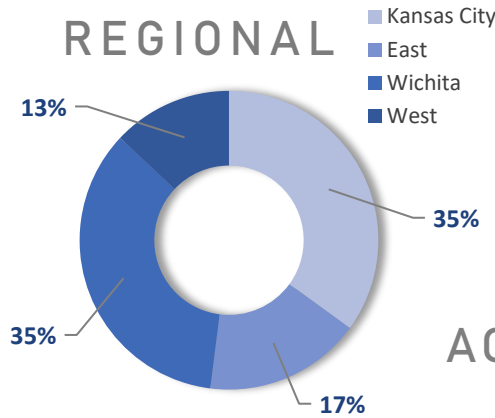


*A youth may be recovered more than once per month.

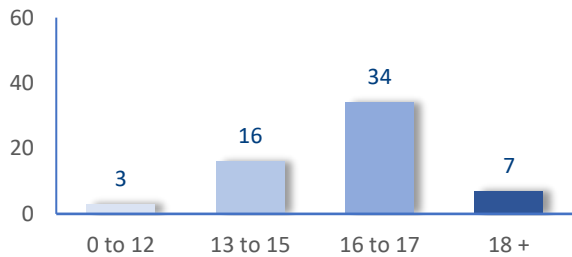
CURRENT AWOL YOUTH



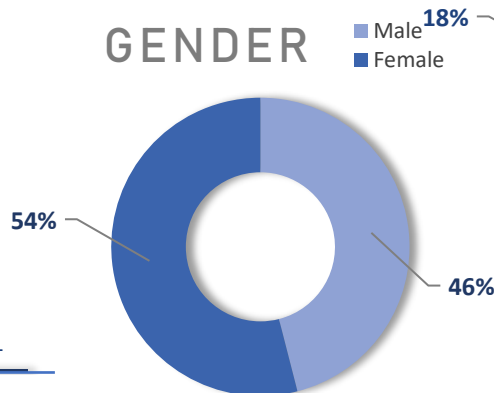
REGIONAL



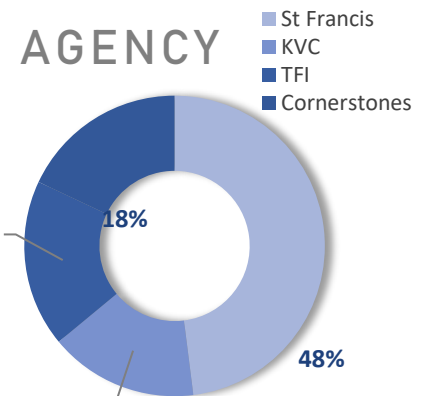
AGE



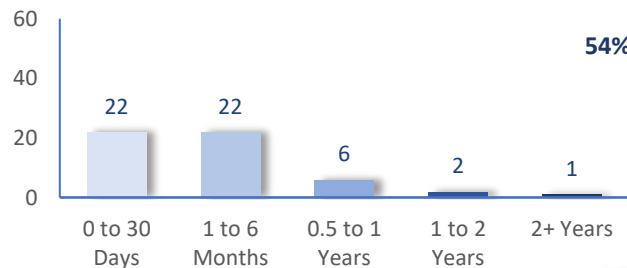
GENDER



AGENCY



TIME



DAILY AWOL YOUTH

2020

December		January		February		March	
DATE	# AWOL	DATE	# AWOL	DATE	# AWOL	DATE	# AWOL
2	54	2	56	3	55	2	50
3	54	3	50	4	55	3	53
4	55	6	52	5	54	4	60
5	56	7	54	6	54	5	62
6	54	8	50	7	54	6	61
9	56	9	47	10	54	9	58
10	56	10	47	11	54	10	56
11	56	13	54	12	54	11	58
12	58	14	53	13	54	12	56
13	57	15	54	14	54	13	60
16	52	16	53	17	51	16	60
17	52	17	53	18	52	17	58
18	52	20	53	19	54	18	60
19	50	21	49	20	53	19	
20	51	22	47	21	54	20	
23	51	23	49	24	54	23	
24	50	24	50	25	54	24	
26	50	27	54	26	53	25	
27	53	28	52	27	50	26	
30	54	29	53	28	49	27	
31	52	30	53			30	
		31	55			31	