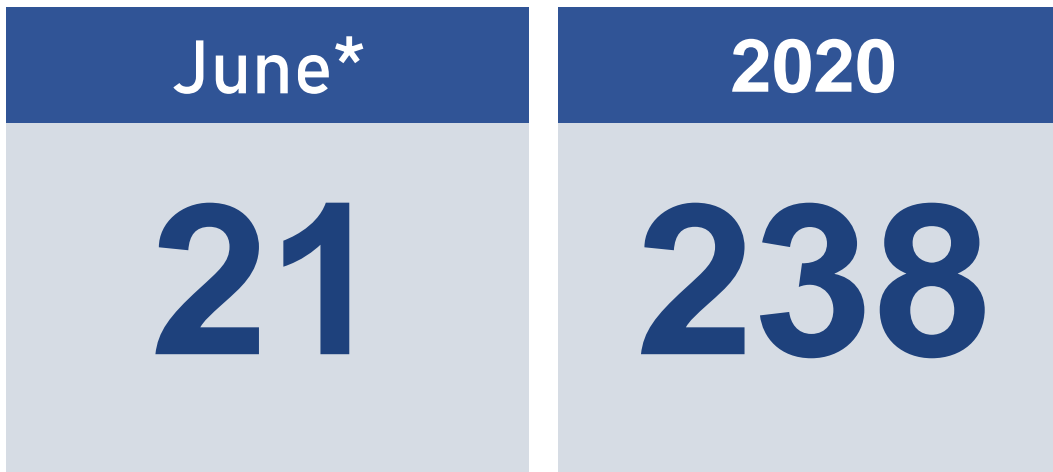


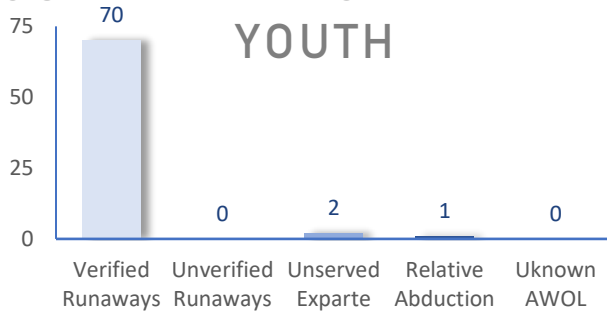
The following statistics show the status and demographics of absent Kansas foster youth and track DCF's successful recovery efforts.

## RECOVERED YOUTH

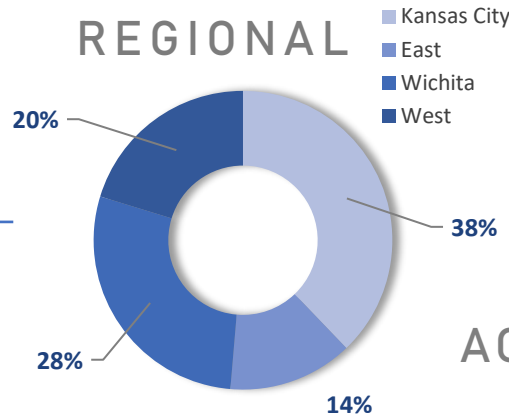


\*A youth may be recovered more than once per month.

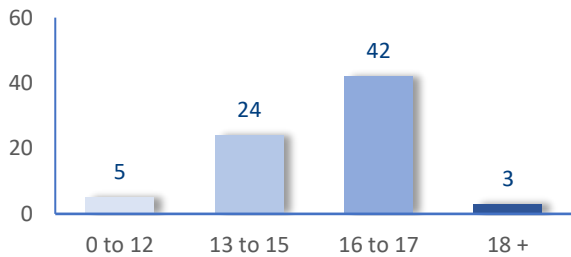
## CURRENT AWOL YOUTH



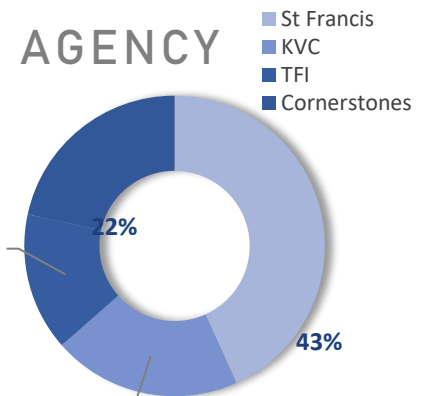
## REGIONAL



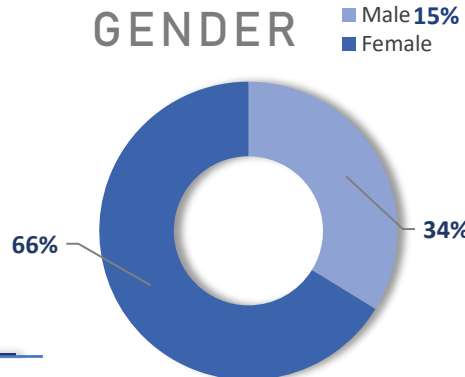
## AGE



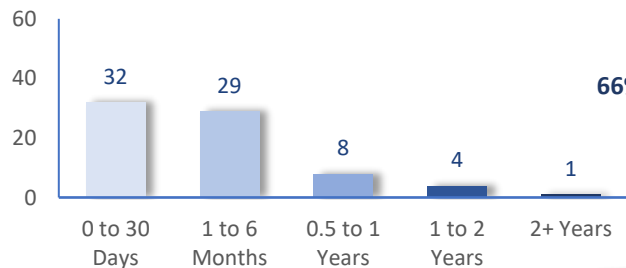
## AGENCY



## GENDER



## TIME



## DAILY AWOL YOUTH

# 2020

March		April		May		June	
DATE	# AWOL	DATE	# AWOL	DATE	# AWOL	DATE	# AWOL
2	50	1	62	1	69	1	71
3	53	2	63	2	75	2	71
4	60	3	68	3	69	3	72
5	62	6	70	6	67	4	73
6	61	7	73	7	69	5	70
9	58	8	70	8	70	8	68
10	56	9	69	11	75	9	67
11	58	10	72	12	75	10	69
12	56	13	75	13	78	11	74
13	60	14	73	14	78	12	
16	60	15	73	15	79	15	
17	58	16	72	18	81	16	
18	60	17	72	19	79	17	
19	60	20	73	20	74	18	
20	63	21	72	21	73	19	
23	63	22	73	22	74	22	
24	63	23	76	26	75	23	
25	63	24	71	27	77	24	
26	63	27	68	28	82	25	
27	63	28	74	29	74	26	
30	62	29	75			29	
31	65	30	74			30	