

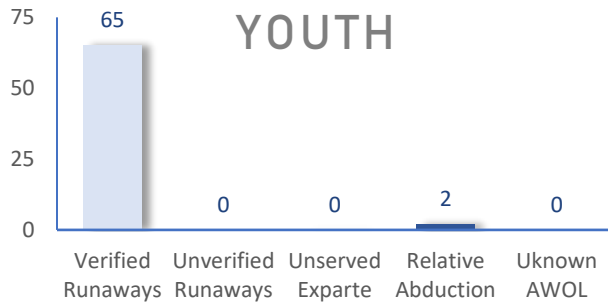
The following statistics show the status and demographics of absent Kansas foster youth and track DCF's successful recovery efforts.

## RECOVERED YOUTH

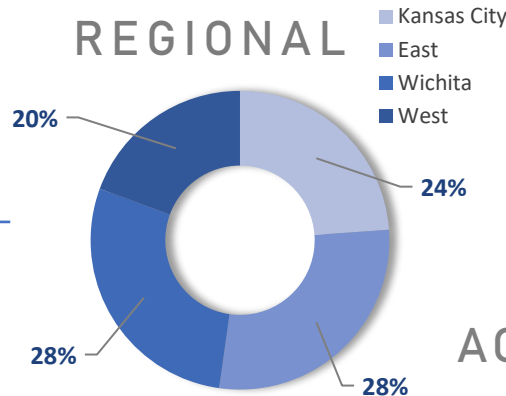


\*A youth may be recovered more than once per month.

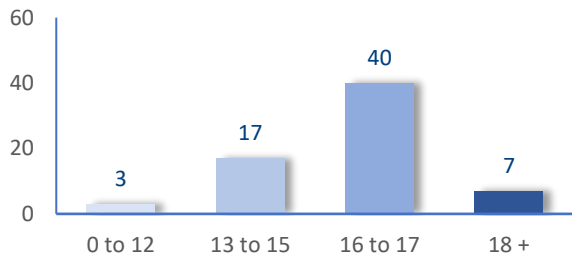
## CURRENT AWOL YOUTH



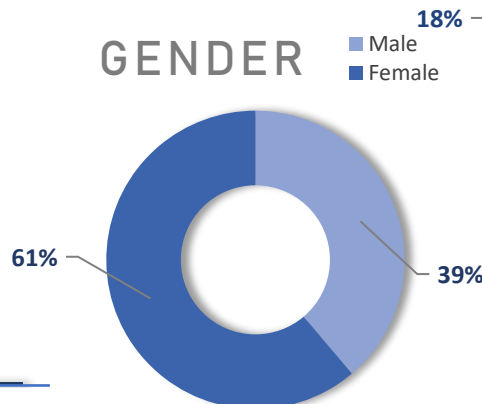
## REGIONAL



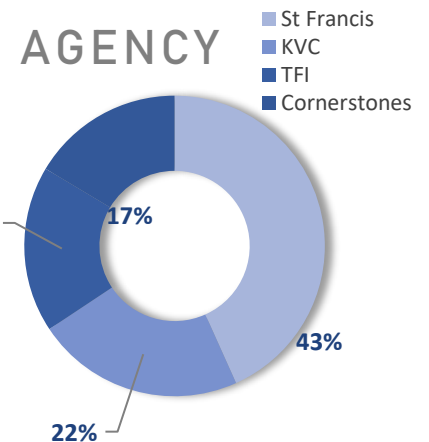
## AGE



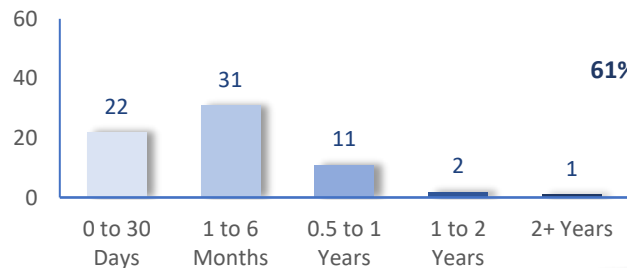
## GENDER



## AGENCY



## TIME



## DAILY AWOL YOUTH

# 2020

April		May		June		July	
DATE	# AWOL	DATE	# AWOL	DATE	# AWOL	DATE	# AWOL
1	62	1	69	1	71	1	67
2	63	2	75	2	71	2	67
3	68	3	69	3	72	6	67
6	70	6	67	4	73	7	65
7	73	7	69	5	70	8	67
8	70	8	70	8	68	9	66
9	69	11	75	9	67	10	67
10	72	12	75	10	69	11	
13	75	13	78	11	74	12	
14	73	14	78	12	75	15	
15	73	15	79	15	78	16	
16	72	18	81	16	73	17	
17	72	19	79	17	73	18	
20	73	20	74	18	75	19	
21	72	21	73	19	77	22	
22	73	22	74	22	76	23	
23	76	26	75	23	74	24	
24	71	27	77	24	70	25	
27	68	28	82	25	68	26	
28	74	29	74	26	67	29	
29	75			29	64	30	
30	74	30	74	30	67	31	