

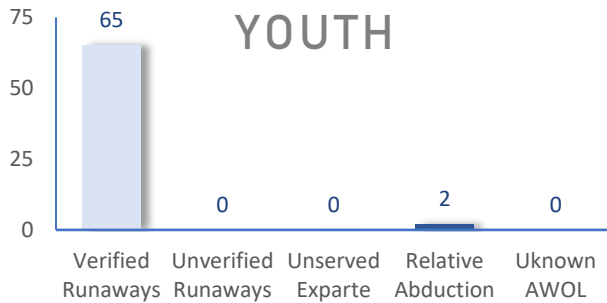
The following statistics show the status and demographics of absent Kansas foster youth and track DCF's successful recovery efforts.

RECOVERED YOUTH

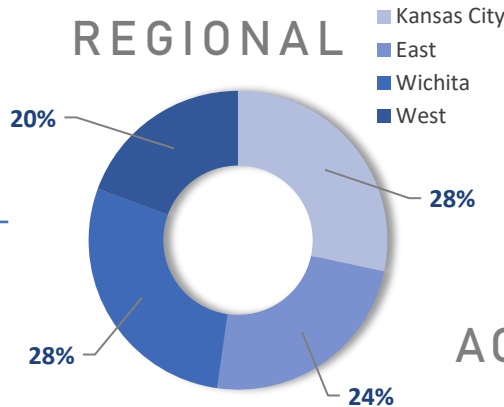


*A youth may be recovered more than once per month.

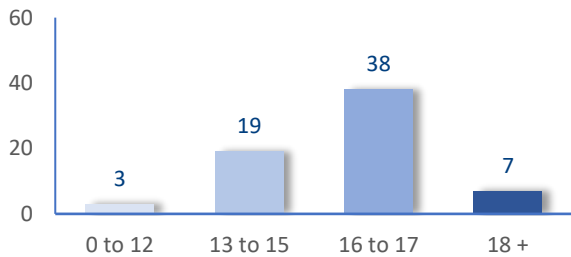
CURRENT AWOL YOUTH



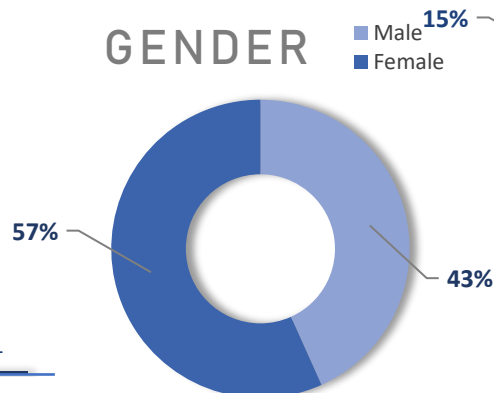
REGIONAL



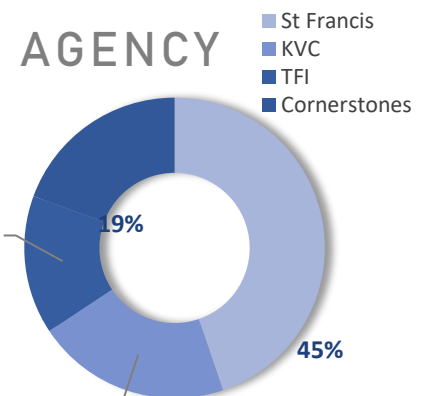
AGE



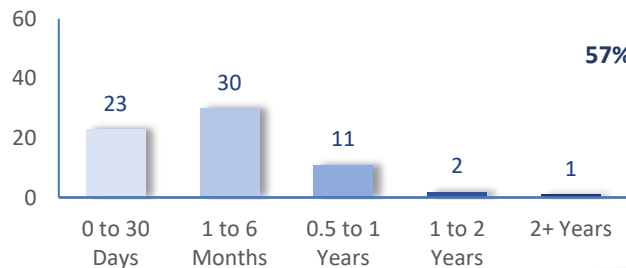
GENDER



AGENCY



TIME



DAILY AWOL YOUTH

2020

| April | | May | | June | | July | |
|-------|--------|------|--------|------|--------|------|--------|
| DATE | # AWOL | DATE | # AWOL | DATE | # AWOL | DATE | # AWOL |
| 1 | 62 | 1 | 69 | 1 | 71 | 1 | 67 |
| 2 | 63 | 2 | 75 | 2 | 71 | 2 | 67 |
| 3 | 68 | 3 | 69 | 3 | 72 | 6 | 67 |
| 6 | 70 | 6 | 67 | 4 | 73 | 7 | 65 |
| 7 | 73 | 7 | 69 | 5 | 70 | 8 | 67 |
| 8 | 70 | 8 | 70 | 8 | 68 | 9 | |
| 9 | 69 | 11 | 75 | 9 | 67 | 10 | |
| 10 | 72 | 12 | 75 | 10 | 69 | 11 | |
| 13 | 75 | 13 | 78 | 11 | 74 | 12 | |
| 14 | 73 | 14 | 78 | 12 | 75 | 15 | |
| 15 | 73 | 15 | 79 | 15 | 78 | 16 | |
| 16 | 72 | 18 | 81 | 16 | 73 | 17 | |
| 17 | 72 | 19 | 79 | 17 | 73 | 18 | |
| 20 | 73 | 20 | 74 | 18 | 75 | 19 | |
| 21 | 72 | 21 | 73 | 19 | 77 | 22 | |
| 22 | 73 | 22 | 74 | 22 | 76 | 23 | |
| 23 | 76 | 26 | 75 | 23 | 74 | 24 | |
| 24 | 71 | 27 | 77 | 24 | 70 | 25 | |
| 27 | 68 | 28 | 82 | 25 | 68 | 26 | |
| 28 | 74 | 29 | 74 | 26 | 67 | 29 | |
| 29 | 75 | | | 29 | 64 | 30 | |
| 30 | 74 | 30 | 74 | 30 | 67 | 31 | |