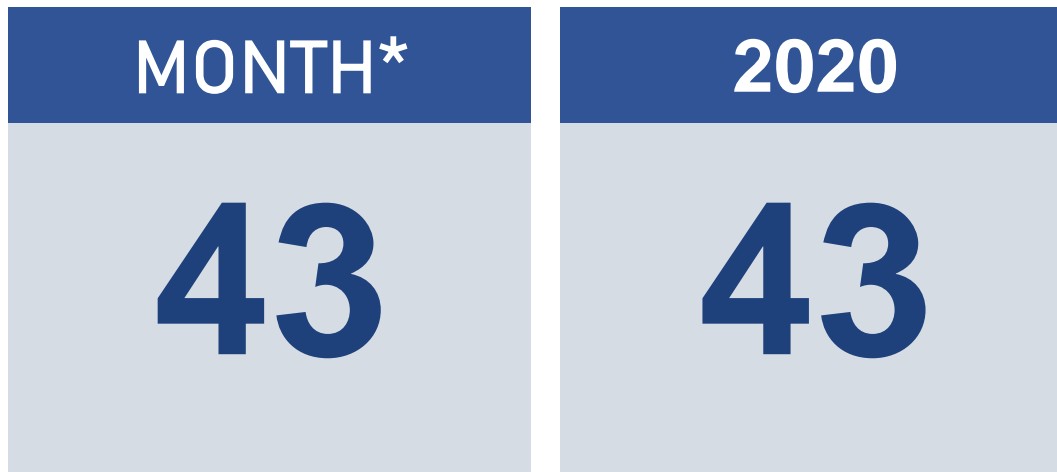


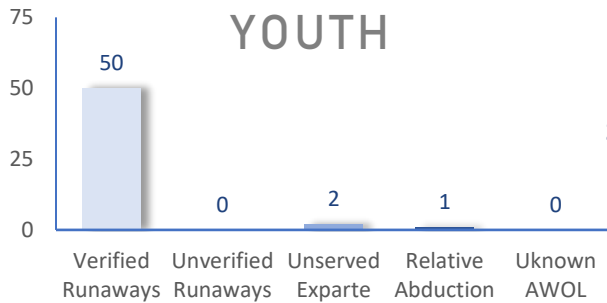
The following statistics show the status and demographics of absent Kansas foster youth and track DCF's successful recovery efforts.

## RECOVERED YOUTH

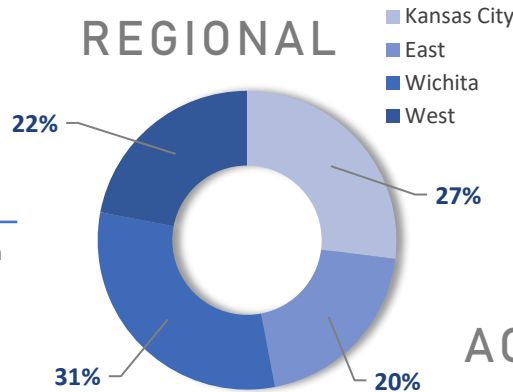


\*A youth may be recovered more than once per month.

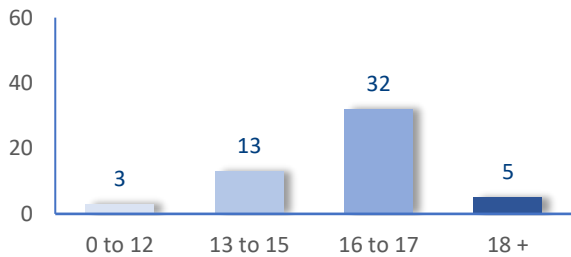
## CURRENT AWOL YOUTH



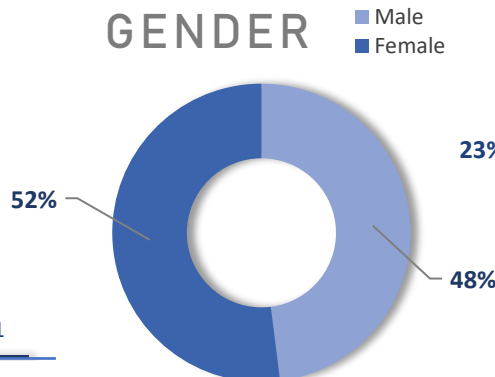
## REGIONAL



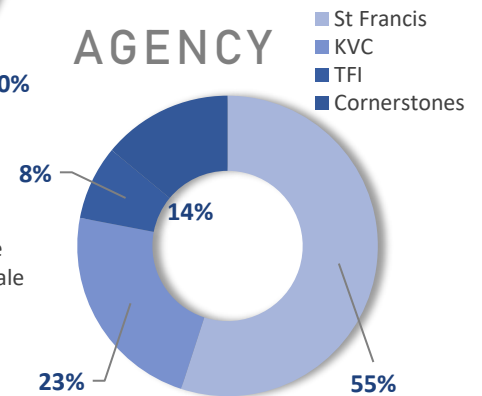
## AGE



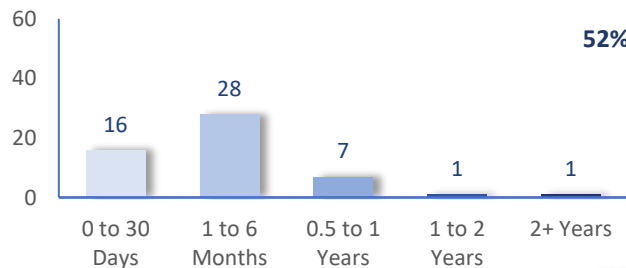
## GENDER



## AGENCY



## TIME



## DAILY AWOL YOUTH

# 2020

October		November		December		January	
DATE	# AWOL	DATE	# AWOL	DATE	# AWOL	DATE	# AWOL
1	56	1	64	2	54	2	56
2	55	4	59	3	54	3	50
3	52	5	62	4	55	6	52
4	52	6	64	5	56	7	54
7	51	7	63	6	54	8	50
8	56	8	62	9	56	9	47
9	54	12	61	10	56	10	47
10	58	13	61	11	56	13	54
11	54	14	60	12	58	14	53
14	53	15	59	13	57	15	54
15	55	18	60	16	52	16	53
16	57	19	61	17	52	17	53
17	57	20	61	18	52	20	53
18	60	21	61	19	50	21	49
21	62	22	61	20	51	22	47
22	61	25	61	23	51	23	49
23	61	26	60	24	50	24	50
24	61	27	58	26	50	27	54
25	59			27	53	28	52
28	62			30	54	29	53
29	63			31	52	30	53
30	63					31	
31	64						