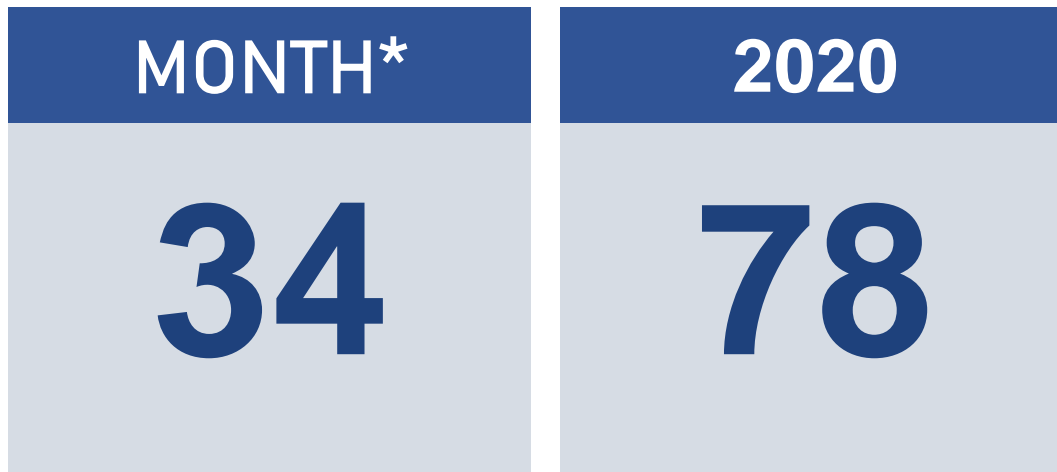


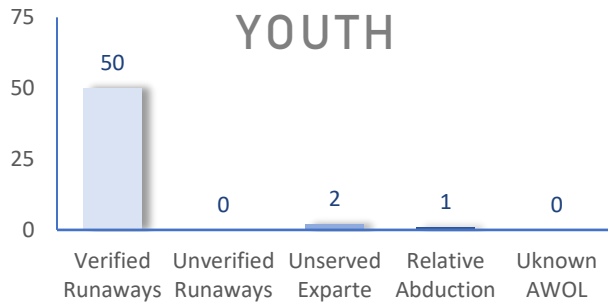
The following statistics show the status and demographics of absent Kansas foster youth and track DCF's successful recovery efforts.

RECOVERED YOUTH

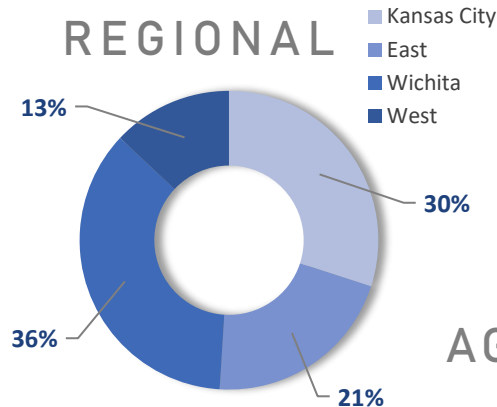


*A youth may be recovered more than once per month.

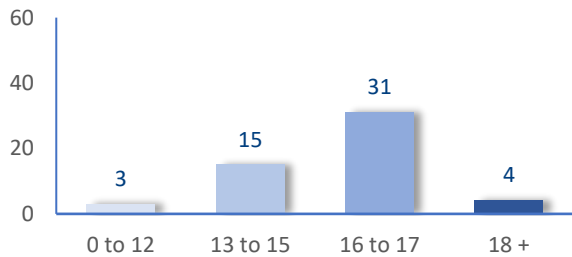
CURRENT AWOL YOUTH



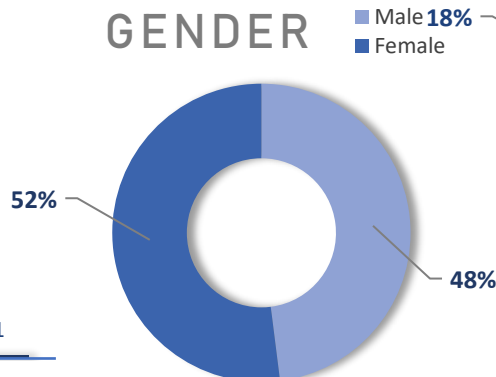
REGIONAL



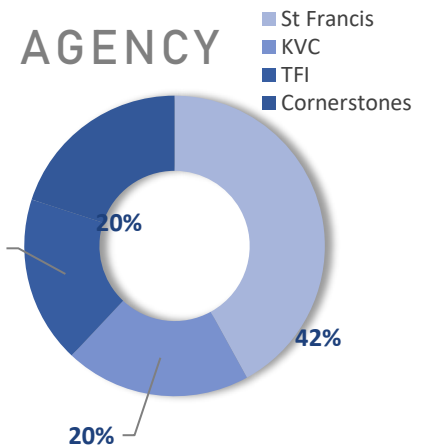
AGE



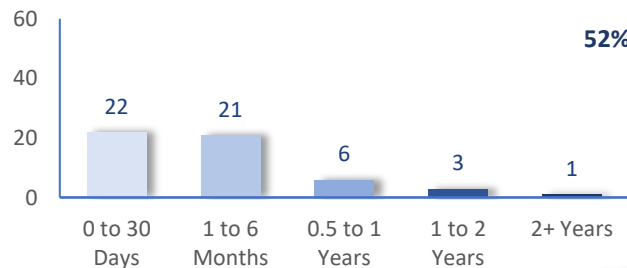
GENDER



AGENCY



TIME



DAILY AWOL YOUTH

2020

| November | | December | | January | | February | |
|----------|--------|----------|--------|---------|--------|----------|--------|
| DATE | # AWOL | DATE | # AWOL | DATE | # AWOL | DATE | # AWOL |
| 1 | 64 | 2 | 54 | 2 | 56 | 3 | 55 |
| 4 | 59 | 3 | 54 | 3 | 50 | 4 | 55 |
| 5 | 62 | 4 | 55 | 6 | 52 | 5 | 54 |
| 6 | 64 | 5 | 56 | 7 | 54 | 6 | 54 |
| 7 | 63 | 6 | 54 | 8 | 50 | 7 | 54 |
| 8 | 62 | 9 | 56 | 9 | 47 | 10 | 54 |
| 12 | 61 | 10 | 56 | 10 | 47 | 11 | 54 |
| 13 | 61 | 11 | 56 | 13 | 54 | 12 | 54 |
| 14 | 60 | 12 | 58 | 14 | 53 | 13 | 54 |
| 15 | 59 | 13 | 57 | 15 | 54 | 14 | 54 |
| 18 | 60 | 16 | 52 | 16 | 53 | 17 | 51 |
| 19 | 61 | 17 | 52 | 17 | 53 | 18 | 52 |
| 20 | 61 | 18 | 52 | 20 | 53 | 19 | 54 |
| 21 | 61 | 19 | 50 | 21 | 49 | 20 | 53 |
| 22 | 61 | 20 | 51 | 22 | 47 | 21 | 54 |
| 25 | 61 | 23 | 51 | 23 | 49 | 24 | 54 |
| 26 | 60 | 24 | 50 | 24 | 50 | 25 | 54 |
| 27 | 58 | 26 | 50 | 27 | 54 | 26 | 53 |
| | | 27 | 53 | 28 | 52 | 27 | |
| | | 30 | 54 | 29 | 53 | 28 | |
| | | 31 | 52 | 30 | 53 | | |
| | | | | 31 | 55 | | |